

\$200,000 in unsupportable legal billing by an Alberta Lawyer and STILL NO ONE IS ASKING QUESTIONS!  
People say we need trust back in healthcare, government, and the courts - but what about the LAWYERS?  
Are they not accountable too?

"The Democracy Fund (TDF) is providing legal assistance to more than a thousand Canadians whose civil liberties have been violated by lockdowns and vaccine mandates."

"One of the outside law firms retained by TDF in northern Alberta has been acting in a number of court cases. TDF agreed to assist with funding those matters and has promptly paid hundreds of thousands of dollars in legal fees and expenses to date."

"The firm involved has now invoiced TDF almost \$200,000 for the most recent two-month period. TDF's director of litigation asked counsel to provide details explaining this extraordinary fee. At first the firm refused, then agreed to do so; but then did not do so, and instead wrote to the clients the firm was representing, declaring that they would not proceed with their cases, because TDF is "in default". In fact, the law firm has defaulted on its obligations to provide details when it bills and when requested."

There are only a handful of cases and lawyers in Alberta who FIT THE BILL for this. SO WHO ARE THEY?  
Considering all that is at stake, there should be answers and complete transparency NOW.

Question. Was it the current Alberta Justice Minister's Chief of Staff (ex-JCCF lawyer who is actively blocking incriminating information from getting to the police and Justice Minister)?

Maybe the media could ask him and the JCCF to clarify why evidence was buried to actively block the truth. Albertans from Premier Danielle Smith's (Medicine Hat) like Jerry Dunham's family deserve the truth.

<https://dksdata.com/Court/PremierFeb72024.pdf>

There are questions about Alberta lawyer ethics that the Democracy Fund has raised. Albertans are dying while evidence is buried and questions remain unanswered.

Again, an honest question. What high-profile lawyers on high-profile cases representing the freedom movement in Alberta could this relate to?

Are there more instances through other funding mechanisms (donations, shows etc.) where this has or is happening across Canada, while Canadians are dying?

There are many lawyers, leaders, celebrities, politicians, and more who know exactly what I am talking about. Many have seen the documents I have. So do the Alt-Media and MSM. Yet silence while Canadians die at levels never seen before.

Please comment below with any suggestions of who the Democracy Fund may be referring to. Perhaps this will encourage any concerned to come out in the interest of truth and transparency.

Maybe all those collecting money for the 'cause' of fighting for your freedom can come out and provide some comments.

Considering the new lawsuits being announced that themselves raise too many unanswered questions, I think we all deserve the truth.

Did the @TDF\_Can have the account TAXED?

IF NOT, WHY NOT?

WHY WAS THIS PAGE THAT SUGGESTS POSSIBLE CRIMINAL ACTIVITY SPECIFICALLY BLOCKED FROM SEARCH ENGINES ON THE DEMOCRACY FUND SITE?

Were they trying to hide it?

Maybe @RebelNews and @EzraLevant can comment. Surely they must be interested in accountability for this money and the cases it impacted.

Maybe they can also investigate the Excess Deaths and the willful blocking of evidence getting to the Alberta Justice Minister and Premier.

Up to now the only one that I can say who has even tried to ask a question is @JasonLavigneMP

.So where is everyone else?

Too busy protecting the Premier et al or providing distractions?

People are dying. Every step I have taken in the last four years to end this and expose the truth uncovers another politician, lawyer, or newfound celebrity.

# HOW MANY PEOPLE NEED TO DIE TO HIDE THE TRUTH?

Please read the whole thread from this week.

2:29 PM · Jan 28, 2024 David Dickson @dksdata  
<https://x.com/dksdata/status/1751719076156821639>

\$200,000 for the most recent two-month period

Almost every page on the Democracy Fund website is indexed in Google other than this one page.

Why would The Democracy Fund add the "content="noindex" tag to this specific page?

WHO IS THIS LAWYER IN ALBERTA?

[https://thedemocracyfund.ca/reviewing\\_details\\_of\\_invoices\\_by\\_legal\\_counsel](https://thedemocracyfund.ca/reviewing_details_of_invoices_by_legal_counsel)

The screenshot shows the website header with navigation links: Education, Legal Work, Events, News Releases, More, and a red Donate button. The page title is "Reviewing details of invoices by legal counsel". The main text discusses the Democracy Fund's legal assistance and mentions a firm in northern Alberta. A red box highlights a paragraph: "The firm involved has now invoiced TDF almost \$200,000 for the most recent two-month period. TDF's director of litigation asked counsel to provide details explaining this extraordinary fee. At first the firm refused, then agreed to do so; but then did not do so, and instead wrote to the clients the firm was representing, declaring that they would not proceed with their cases, because TDF is "in default". In fact, the law firm has defaulted on its obligations to provide details when it bills and when requested." The browser developer tool on the right shows the meta tag: <meta name="robots" content="noindex" --> \$\$. A red arrow points from this tag to the highlighted paragraph in the main text.

11:38 AM · Feb 5, 2024 David Dickson @dksdata

<https://x.com/dksdata/status/1754575220504162652>

2/8

This is just the start of the public disclosure. The government made it clear in the last week that THEY DO NOT CARE ABOUT THE LIVES OF ALBERTANS and will not do anything to stop the deaths they are actively causing or address the harm they caused in the last 4 years.

They cannot say I didn't try. I swore an oath to protect the people, not politicians. I will never break that oath.

<https://dksdata.com/Court/DataManipulation.pdf>

<https://dksdata.com/COVIDLatest/COVIDDeathsAlberta-NewDashboard.pdf>

[https://dksdata.com/Court/ChiefOfStaff\\_Redacted.pdf](https://dksdata.com/Court/ChiefOfStaff_Redacted.pdf)

<https://dksdata.com/AlbertaDead#COMMUNICATIONS>

Party before People.

The Chief Whip in Alberta effectively told us last Tuesday in a 2 1/2 hr face-to-face meeting about Excess Deaths that Albertans' lives were less important than the party, government, or Premier.

Asked, "Do you know how many more people are going to die between now and May?"

He replied, "Probably about 4000".

These cold words rolled off his tongue without a moment's hesitation.

His reasoning:

"My job as the whip is to protect my premier, my party, and my government from threats both foreign and domestic."

Party before People.

Other MLA's say they must wait or they will end up being "an independent" - no longer part of a party.

Is that really worth the lives of so many people who they promised to serve?

Party before People.

In 2022, more than 7,000 Albertans died unnecessarily due to the ongoing government COVID policies and lies. 2023 was worse. 2024 is continuing the trend as the lies and restrictions continue in Care Homes and beyond.

The Chief of Staff at the Justice Minister's office has blocked critical information from getting to the Justice Minister, Health Minister, and the Premier for over 4 months. Why? Because he and many others connected to him are implicated in that material, including many 'freedom' leaders and lawyers so many put their faith in.

Power before People.

No matter where you stand on what has happened in the last 4 years, this information is something you should know about as it impacts every single life.

Deaths and illness, rising reported COVID cases and Excess Deaths.

Are these issues because the vaccine was bad, or because it had expired or was swapped out to the point the nurses didn't even know what they were giving you? Was this just to cut costs at the cost of lives?

Don't you want to know?

Did you receive Informed Consent? Do you know that the Alberta Government has not followed NACI, FDA, or CDC guidelines EVER in the last 4 years? And the recommendations and policies of the current government are worse now than when Kenney was in power.

How many Albertans died in March 2020 with a COVID diagnosis? Was it 0, 1 or 47? You gave up EVERYTHING based on ZERO reported deaths.

So, why does the government data now say 47 COVID deaths in March 2020? Suddenly, almost 4 years later, we have two COVID deaths 4+ days before the first lockdown and 5 reported COVID deaths 9+ days before the State of Emergency? They NEVER EXISTED before the 'new COVID dashboard'. And they never existed according to the previous Health Minister Jason Copping.

How many Albertans died in 2020 with a COVID diagnosis? Was it 1,030, 1,046, 1,587, 1,213, or some other random numbers used to support the ever-changing narratives?

Did you know that residents in Care Homes are still forced to isolate without access to a shower for up to 20 days (many of whom die during that time of isolation)? Did you know that at the same time, for the whole of COVID, anyone who smoked (including up to this day), even if they were fully symptomatic and tested positive, was allowed free rein to come and go as they pleased? Was COVID only deadly or transmissible for non-smokers?

Danielle knows. She always knew and so did Notley and everyone else in Cabinet, the legislature, and more.

Governments worldwide are manipulating COVID data in real-time to cover up the crimes committed in the last 4 years. The 'opposition' is helping them every step of the way while the Mainstream Media turns a blind eye or provides distractions.

And where are my colleagues in uniform while Albertans are dying and crimes are covered up right in front of their eyes?

Governments lie and people die.

Alberta Excess Deaths

2020, 2021, and 2022 in the graph below are the differences from the 2019 baseline.

In 2019 All-Cause deaths were trending down.

2019 is the maximum number of All-Cause deaths we should have expected in 2020.

When more people die, you expect a correction back to the trend.

That didn't happen because the response to COVID is still killing people in larger and larger numbers.

In 2019 we had 26,120 reported deaths (continuing the downward trend and only up 205 from 2018)

In 2020 - 29,025 reported deaths (up 2,905 from 2019)

In 2021 - 31,315 reported deaths (up 5,195 from 2019)

In 2022 - 33,245 reported deaths (up 7,125 from 2019)

2023 will be worse and 2024 is not getting better.

THIS MUST END NOW. TIME IS UP.

Safety Signals ignored

<https://dksdata.com/ONSDATA>

Alberta Lies to cover up crimes

<https://dksdata.com/AlbertaDead>

Care Homes

<https://dksdata.com/Care>

Avoidable Deaths - the how, the why, and the when.

This is just the start.

I have documents.

I have witnesses.

I have all the evidence. And this government knows.

<https://avoidabledeathawareness.com>

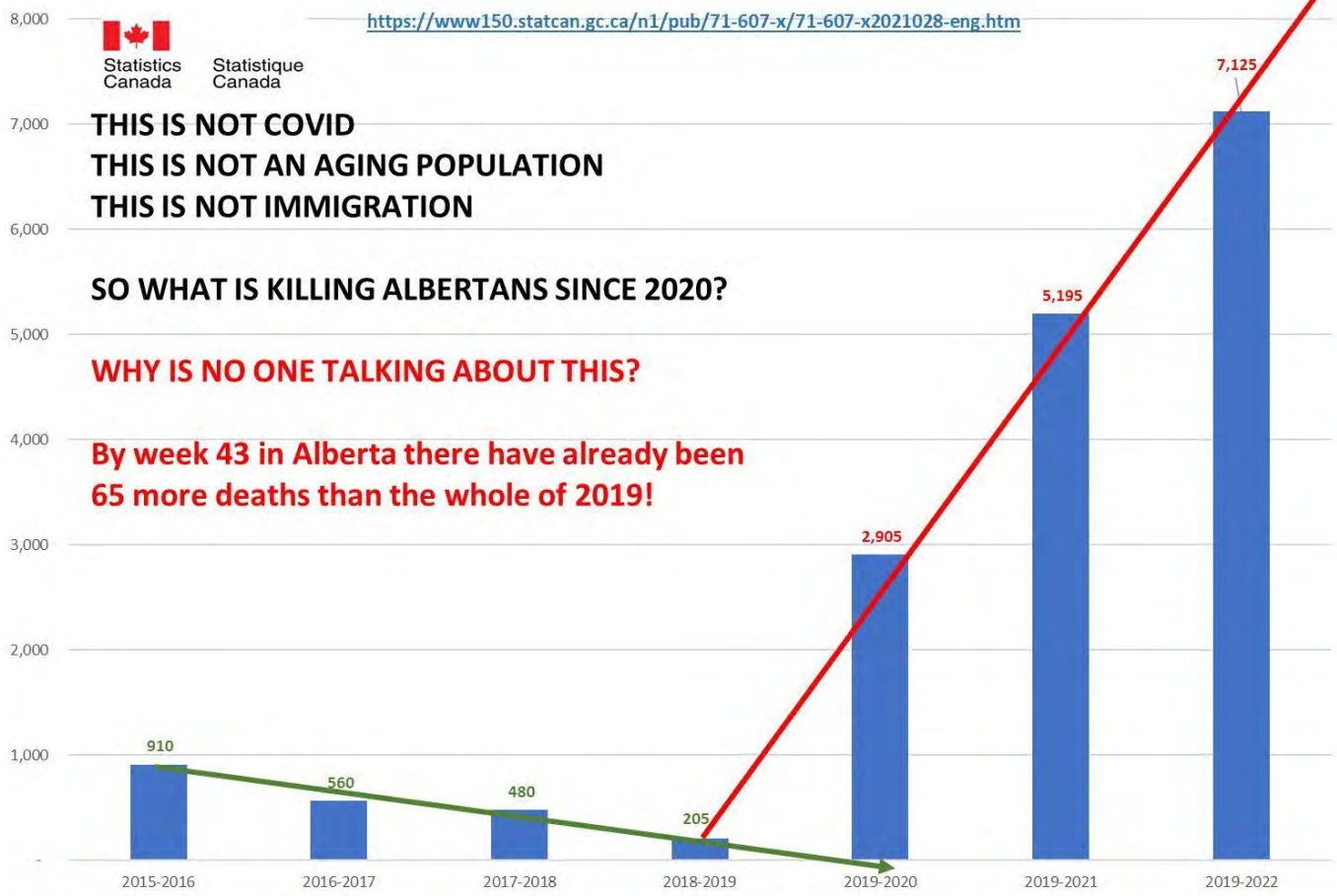
**India finding Chinese spy pigeon not guilty - is NEWS in Alberta.  
Tens of thousands of Excess Deaths in Alberta since 2020 and...  
THE SILENCE IN DEAFENING.**



<https://dksdata.com/AlbertaDead>  
<https://dksdata.com/ExcessDeaths>



**Change in All Cause Mortality 2015-2022 - Alberta**



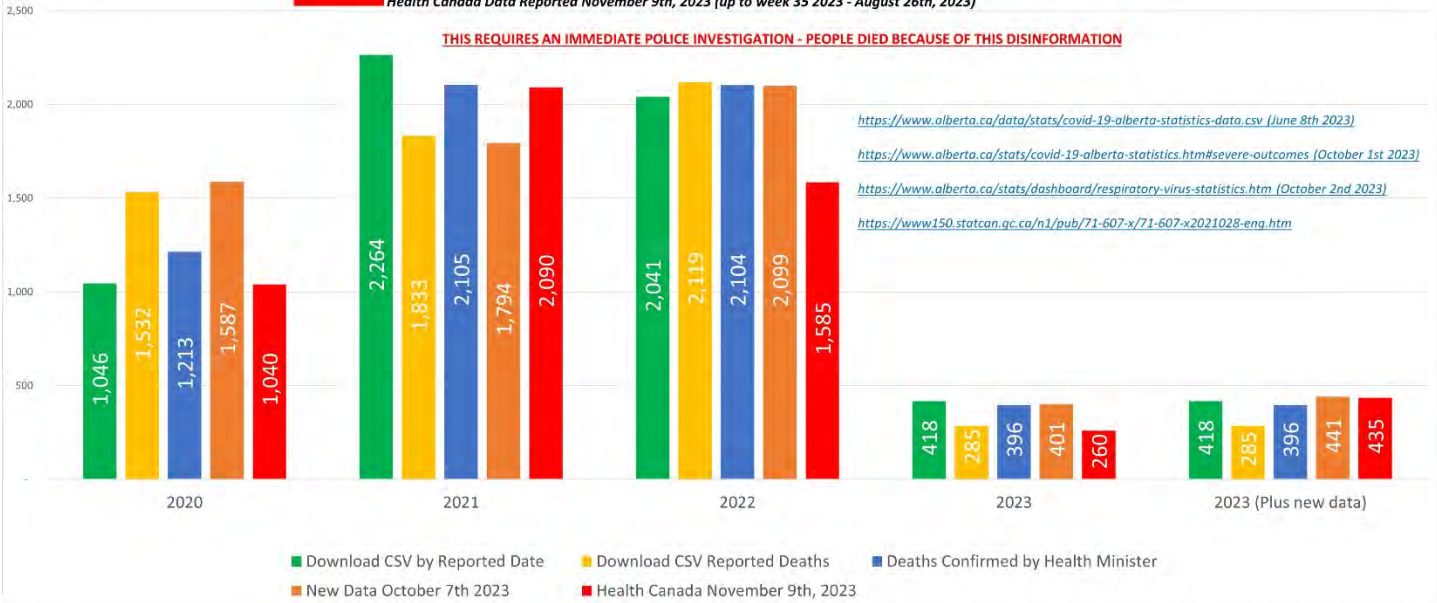
**Difference in All Cause deaths between years in Alberta - In 2020 there were 7,125 more deaths in Alberta than 2019. 2023 is currently tracking to be worse.**



Alberta - Reported COVID Deaths By Year - The Lies That Bind.

FOUR VIEWS OF REPORTED COVID DEATHS ON THE SAME GOVERNMENT WEBSITE USED TO FIT CHANGING NARRATIVES

- This is the number of annual COVID Deaths reported by Alberta Health until June 2023, Health Canada until August 2022 and the media throughout COVID until the CSV file was removed from public access.
- This is the number of annual COVID Deaths used by the Alberta Office of the Auditor General in his Care Homes report for 2020 (published in 2023). It is also the number used by Alberta Health to manipulate the number of inferred unvaccinated Albertans in hospital and dying.
- This is the number of annual COVID deaths confirmed in writing by the Alberta Health Minister (Jason Copping) in May 2023. This number does not match the public reporting or the numbers used by the Auditor General/unvaccinated percentage for numbers of COVID deaths per year.
- This is the number of annual COVID Deaths now reported by Alberta Health. This does not match the reporting at the time, nor the reporting to Health Canada through to the end of 2022.
- Health Canada Data Reported November 9th, 2023 (up to week 35 2023 - August 26th, 2023)



Alberta - Reported COVID Deaths March 2020 - The Lies That Bind.

FOUR VIEWS OF REPORTED COVID DEATHS ON THE SAME GOVERNMENT WEBSITE USED TO FIT CHANGING NARRATIVES

- <https://www.alberta.ca/data/stats/covid-19-alberta-statistics-data.csv> (June 8th 2023)
- <https://www.alberta.ca/stats/covid-19-alberta-statistics.htm#severe-outcomes> (October 1st 2023)
- <https://www.alberta.ca/stats/dashboard/respiratory-virus-statistics.htm?data=severe-outcomes#severe-outcomes> (October 2nd 2023)

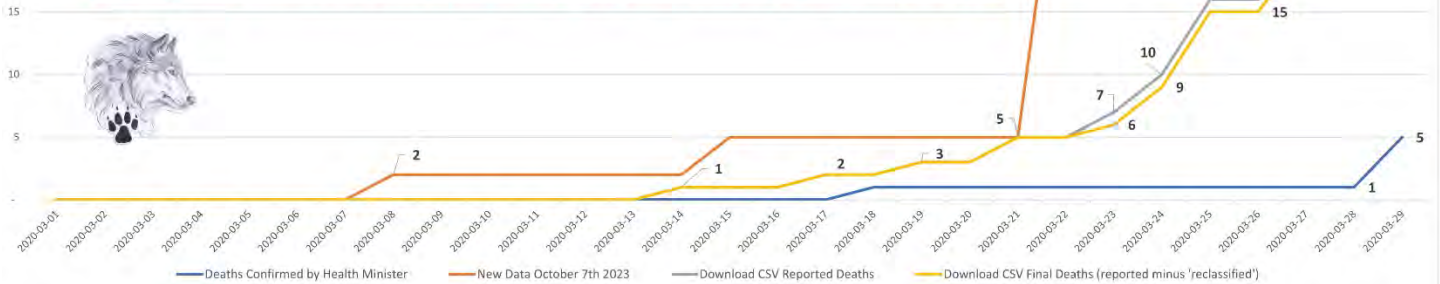
In May of 2023, the then Alberta Health Minister, Jason Copping, confirmed Alberta had only recorded 1 'with' COVID death by March 28th, 2020.

The COVID data downloaded from the Alberta Government CSV file (which matched the public announcements) showed 29 reported deaths minus 3 'reclassified' as never having been a COVID death. This file was available until June of 2023.

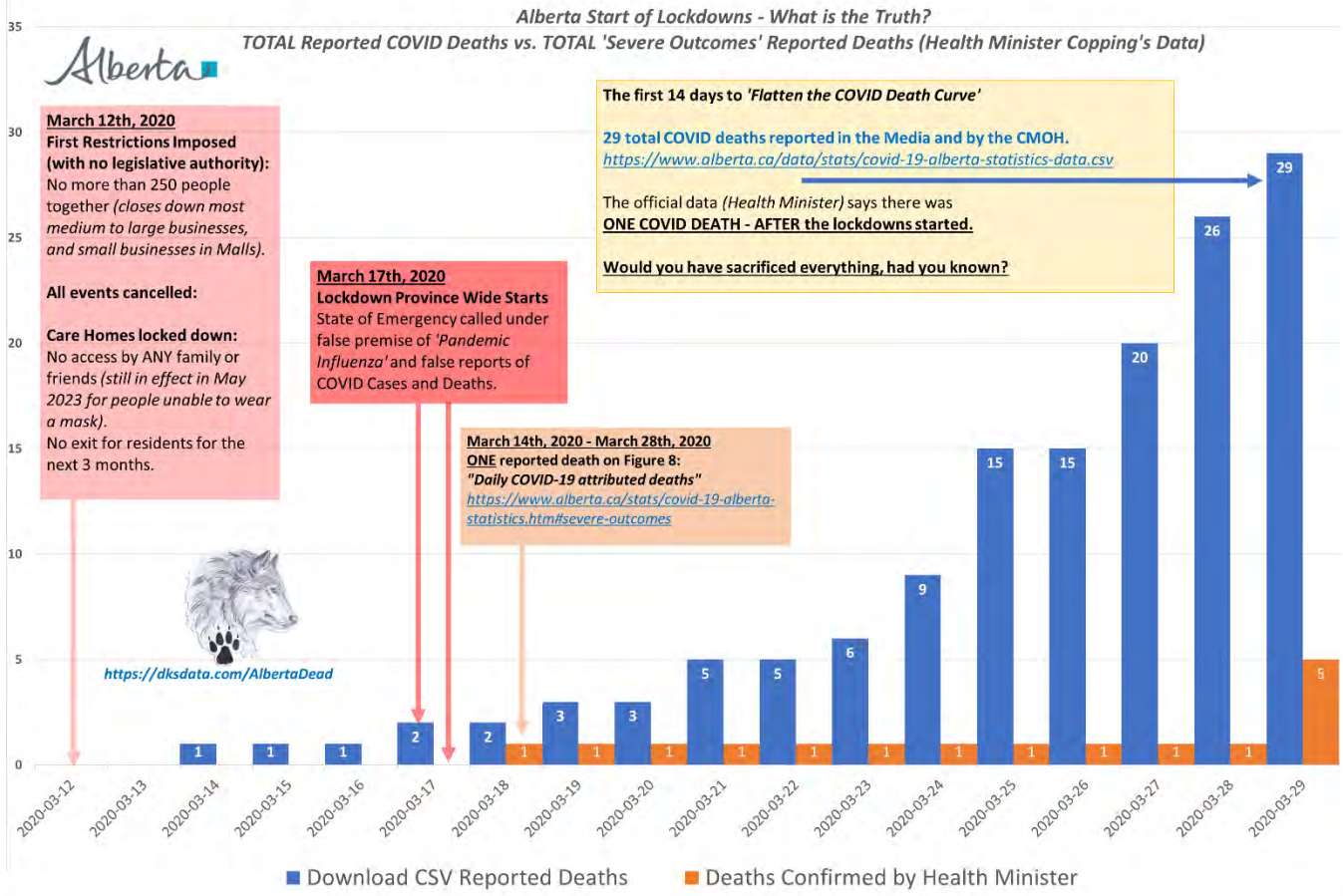
On October 2nd, 2023, the Alberta Government released a new dataset that reports 33 COVID deaths as of March 21st, 2023. At that point in time, the CSV file reported 5 COVID deaths yet the data verified by the Alberta Health Minister showed 1 COVID death.

This new dataset reports 47 COVID deaths by March 29th, 2020. However, the data confirmed in May 2023 by the then Health Minister, Jason Copping, shows 5 reported COVID deaths, while the number publicly reported by the Media, Health Minister (at the time) Tyler Shandro, CMOH (at the time) Deena Hinshaw and the current CMOH, Mark Joffe, was 29 COVID deaths.

**THIS REQUIRES AN IMMEDIATE POLICE INVESTIGATION - PEOPLE DIED BECAUSE OF THIS DISINFORMATION**



| Date       | Report   |
|------------|--|
| 2020-03-05 | March 5 – A woman in her 50s from the Calgary area who recently travelled aboard the Grand Princess cruise ship in California was identified as Alberta's first presumptive case of COVID-19. This case was confirmed on March 6, and the patient is self-isolating.   |
| 2020-03-06 | March 6 – A man in his 40s in the Edmonton region was announced as the province's second presumptive case after he tested positive upon returning from visiting the United States. He had visited Illinois, Michigan and Ohio before returning home on Feb. 28. The source of his infection is a companion who travelled with him in the U.S. who had previously been a passenger on the Grand Princess cruise ship. This travel companion is one of the confirmed cases in B.C.   |
| 2020-03-08 | March 8 – Health officials said a man in his 60s from the Edmonton region was the third presumptive case. He had been on the Grand Princess cruise before he returned to Alberta on Feb. 21. The fourth presumed case is a woman in her 30s from the Calgary region. She had been in close contact with someone who had recently travelled in Europe, including visits to Ukraine, Turkey and the Netherlands. This person is also a resident of Alberta, and is currently undergoing tests. Both presumptive cases are recovering in isolation at home.   |
| 2020-03-09 | March 9 – Alberta health officials announced three additional cases, bringing the province's total to seven. One case involves an Edmonton-area woman in her 70s who had come in contact with the case announced on March 8 who had contracted the virus while on the Grande Princess cruise. The sixth case is a Calgary-area man in his 30s who had travelled in Ukraine, the Netherlands and Turkey who had also been in close contact with the fourth case identified on March 8. The last case is a Calgary-area woman in her 50s who was on the MS Braemar cruise ship from Feb. 11 to March 4. All Alberta cases are now confirmed and the province no longer requires additional confirmation from the National Microbiology Laboratory.   |
| 2020-03-10 | March 10 – Seven more cases were confirmed by health officials, doubling the number of cases in Alberta. All patients likely caught the virus while travelling. Destinations included France, the Netherlands, Egypt, Iran, Taiwan, Germany, Malaysia, Trinidad and Tobago, Panama, the Philippines and the United States. Several travellers visited more than one country. One individual was also on the MS Braemar cruise. One of the patients had a pre-existing health condition and was transported to hospital. Three are from the Edmonton area, a male in his 70s and a female in her 60s who had travelled together, and a female in her 30s. Four cases are from the Calgary area, involving a man in his 50s, two females in their 30s, and a female in her forties.            |
| 2020-03-11 | March 11 – Five new cases of COVID-19 were identified in Alberta. All of those cases were linked to travel. One case involved an Edmonton man in his 30s who recently came back from international travel and also visited Misericordia Hospital for an unrelated, previously scheduled treatment prior to being tested and diagnosed. Alberta Public Health was contacting anyone who was in direct contact with him. Alberta's chief medical officer of health said there is no risk to patients at the hospital "at this time." The other four cases are a man in his 20s and three women in their 30s, three of whom are from Calgary and one from the central zone. All five patients recently travelled abroad to countries including Iran, Egypt, Spain, Washington state and Mexico. |
| 2020-03-12 | March 12 – Four new cases, all in the Calgary-area, were announced, bringing the provincial total to 23. The cases involved a two-year old child, a man in his 50s, a woman in her 30s and a woman in her 70s. The four recently returned from travel to Jordan, Egypt, France, Germany, and Florida.  |
| 2020-03-13 | March 13 – Six new cases were confirmed, all involving travel. One was a man from Edmonton who attended a conference in Vancouver where a positive case was identified. The remaining cases were from the Calgary area. One recently returned from Florida, while the others were household contacts of a previously confirmed case.   |
| 2020-03-14 | March 14 – Ten new cases were confirmed in Alberta, including two in which patients were admitted to intensive care. Six of the new cases were in the Calgary Zone, the other four were in the Edmonton Zone. Eight of the cases were connected to international travel. The province was investigating the other two cases. Both patients admitted to intensive care were in their 60s.   |
| 2020-03-15 | March 15 – Alberta health officials announced 17 new cases, bringing the total to 56. Two of the new cases were believed to be 'community cases' with no connection to international travel.   |
| 2020-03-16 | March 16 – There were 18 new cases – the highest single-day tally for the province so far.   |
| 2020-03-17 | March 17 – Health officials in Alberta announced 23 new cases.   |
| 2020-03-18 | March 18 – Alberta health officials announced another 22 cases of COVID-19, for a total of 119 cases. Seven of the cases were suspected to be community transmission and three were in Intensive Care Units.   |
| 2020-03-19 | March 19 – The province had its first death from COVID-19 – a man in his 60s with an underlying health condition – and 27 new cases.   |
| 2020-03-20 | March 20 – Alberta confirmed 49 new cases, bringing the province's total to 195. As many as 11 of the total cases, all in the Edmonton and Calgary areas, may be community transmitted. Ten patients are in the hospital, half of whom are in intensive care.  |
| 2020-03-21 | March 21 – Health officials announced 31 new cases of COVID-19 in Alberta, bringing the provincial total to 226. The province believed as many as 16 of the cases were due to community spread. Eleven people were in hospital, six of which were in the intensive care unit. The province also identified that one of the cases originated in a seniors' home.  |
| 2020-03-22 | March 22 – An additional 33 cases were reported in Alberta. There were 18 people hospitalized, seven of whom were in intensive care.   |
| 2020-03-23 | March 23 – The province confirmed 42 new cases, with up to 11 suspected to be from community transmissions.  |
| 2020-03-24 | March 24 – There are 57 new cases of COVID-19 in the province as well as the province's second death due to the disease. The victim is a woman in her 80s in the Calgary zone.   |
| 2020-03-25 | March 25 – Premier Jason Kenney announced 61 new cases of COVID-19 Wednesday, the largest day-over-day increase yet.   |
| 2020-03-26 | March 26 – Alberta has 67 more cases of COVID-19, but the province announced that 27 of the 486 total patients have recovered from the virus.  |



Public disclosure part 2.

How can we have Justice if the Justice Minister's Office is compromised?

What if that compromise is connected to JCCF lawyers?

What if it was connected to other 'Freedom' lawyers also involved in burying evidence of potential criminal acts related to the COVID response?

The MLA's know (on both sides).

The Ministers know.

The Chief Whip KNOWS.

Party before People

On September 20th, 2023, I met in person with my MLA for over 2 hours. We went through the evidence referred to in the first Public Disclosure tweet (and more), linked below in this thread.

On September 29th, 2023, my MLA spoke to the Justice Minister's Chief of Staff. He shared information with the Chief of Staff, related to documents and other evidence he had seen in that September 20th meeting.

Little did either of us know (at that time) that my MLA was discussing evidence that this Chief of Staff had been buried in 2022. Evidence that had been compromised in 2021 and 2022 by connected 'freedom' lawyers.

During that discussion, my MLA was told that the Justice Minister's Office wanted to set up an URGENT 2-hour plus in-person meeting which would include the chief policy maker for the Government of Alberta. The addition of the chief policy maker to the meeting was to urgently address the additional fact that the Government of Alberta website was promoting the XBB vaccine rollout contrary to the NACI guidelines.

There was NEVER an intent for that meeting to ever happen. This was just to placate my MLA and me.

I did not stop pushing.

On October 11th, 2023, I finally received a confirmation that the Justice Minister's office had received all my emails (going back to 2020) and would contact me "shortly".

"Shortly"! I followed up dozens of times. All attempts were met with silence. My MLA continued to try while every other MLA, media, and more was contacted with this information. Everyone else also ignored it.

I continued to push and eventually hit a nerve in the last two weeks.

On January 24th, 2024, the Justice Minister's Chief of Staff emailed me apologizing for not contacting me earlier. That exchange was a clear attempt by the Justice Minister's Chief of Staff to try and suppress evidence he knew he (and others) were implicated in from being provided in person to the Justice Minister, Health Minister, and Premier.

Our Justice Department is compromised. Our government is compromised (on both sides of the aisle).

THE POLICE AND COURTS MUST ACT NOW.

ALBERTANS ARE DYING WHILE THOSE WITH A DUTY TO PROTECT FAIL TO ACT.

---



### CANADA'S INFANTICIDE

FOUR MORE CHILDREN UNDER 12 DIED IN A WEEK 'with' COVID as the diagnosis.

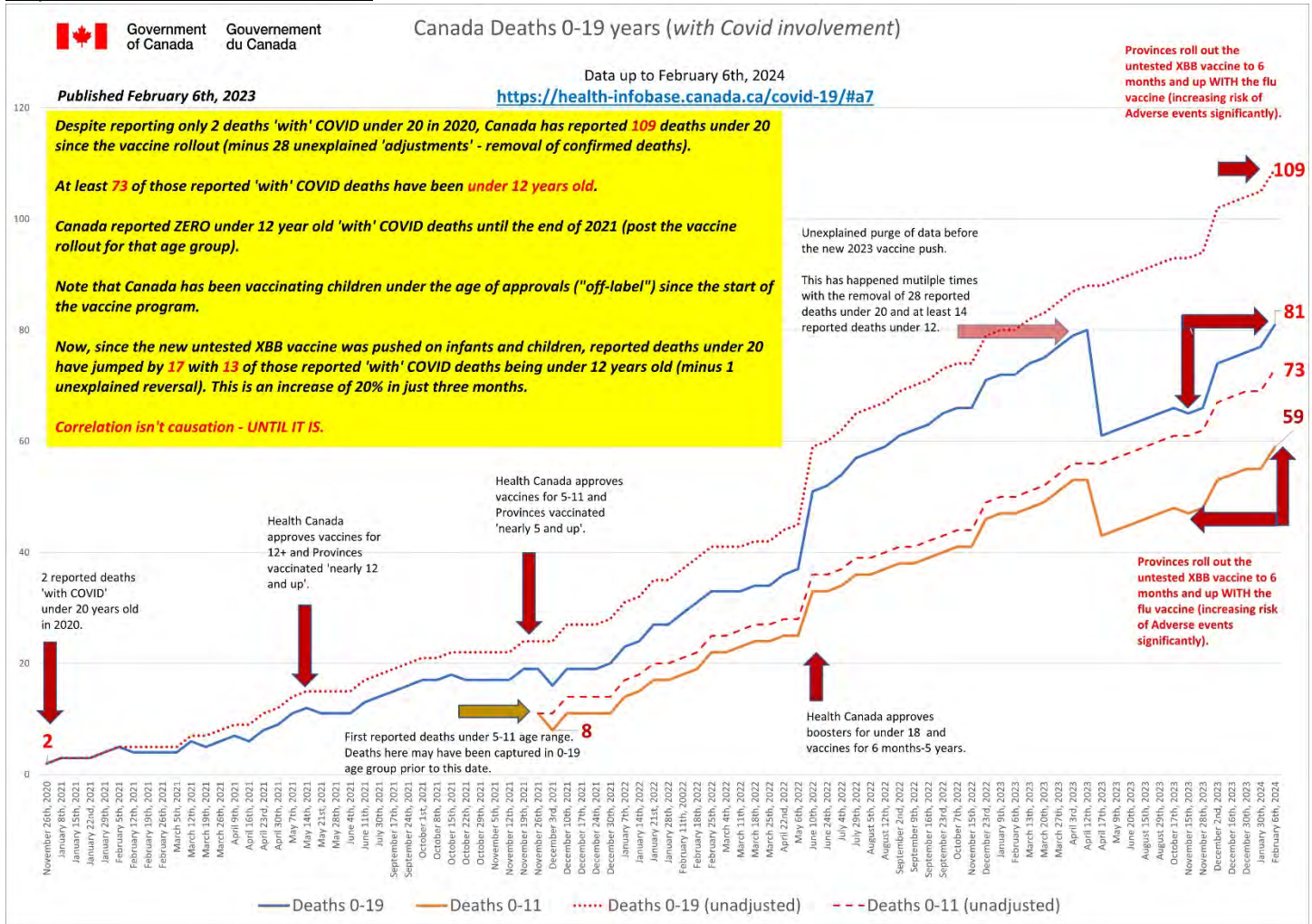
Before the shots, there were NONE.

Since the shots, there have been 73.

Before the shots, there were 2 under 20.

Since the shots, there have been 109.

<http://dksdata.com/ExcessDeaths>



3:20 PM · Feb 7, 2024 David Dickson @dksdata  
<https://x.com/dksdata/status/1755355883280748712>

5/8



Sharif Haji @SharifHaji · Dec 4, 2023

Eight months ago, the Premier made commitment to Muslim Albertans that Government of Alberta will introduce Halal mortgage financing.

Failing to address the lack of mortgage accessibility prevents Muslim Albertans from becoming homeowners.

Today, I asked the Minister of Finance...

[Show more](#)



8 11 47 5.2K

<https://x.com/SharifHaji/status/1731832475956203774>

3:20 PM · Feb 7, 2024 David Dickson @dksdata  
<https://x.com/dksdata/status/1755355883280748712>

5/8 cont.

Eight months ago, you made a commitment to your 80-year-old disabled constituent and her family (@KarenAnnDickson and I) to address the COVID restrictions in Care Homes. Failing to address this almost resulted in the death of our mother before Christmas.

Today I sent a letter to the Premier and YOUR leader. An hour later, you read one of my many emails to you and @RachelNotley in the last EIGHT MONTHS.

Too little, too late.

Albertans have been dying at an excess avoidable rate of 0.96 AN HOUR since we met.

<https://dksdata.com/Court/PremierFeb72024.pdf>

Read: Urgent Promised Meeting with the Justice Minister - Request for an update.

High Importance



Sharif Haji  
David Dickson

2:21 p.m.

Your message

To: Sharif Haji

Subject: Urgent Promised Meeting with the Justice Minister - Request for an update.

Sent: Friday, January 19, 2024 1:10:49 PM (UTC-07:00) Mountain Time (US & Canada)

was read on Wednesday, February 7, 2024 2:21:07 PM (UTC-07:00) Mountain Time (US & Canada).

12:12 PM · Feb 8, 2024 David Dickson @dksdata  
<https://x.com/dksdata/status/1755670854459965696>

6/8

HOW MANY MORE DEAD BODIES DO YOU WANT ME TO IGNORE FOR THE SAKE OF POLITICS, FAME, OR FORTUNE?  
<http://avoidabledeathawareness.com>

To everyone telling me to be quiet and play nice.  
Trying to distract or shut me down.  
Telling me to give politicians, lawyers, & freedom leaders more time.  
Telling me to go on this or that podcast echo chamber.

Read everything before making any more comments. Start here and follow ALL the links.  
<https://dksdata.com/Court/PremierFeb72024.pdf>

I have provided everything needed to verify the crimes and the criminals.  
Everything needed to verify what is happening.  
START USING IT and stop manipulating narratives, misrepresenting the data, or spinning tales to discredit or distract from the facts.  
We have enough of that from the government and opposition.

Now ask why none of those trying to slow things down are taking this factual information and asking direct questions themselves.

Ask why after FOUR YEARS nothing has changed.

If you think it has changed, go and spend 10-20 days isolated in a room without a shower in a Care Home under 'outbreak' in Alberta while avoiding the death sentence that comes with a 'COVID' diagnosis.

Go look at the COVID and Excess Death data being reported and manipulated before your very eyes.

Go speak to one of the over 760,000 Albertans vaccinated without informed consent in just the last few months, especially the infants.

Go and explain to a child why they have to put on a mask to visit grandma in a Care Home or hospital TODAY!

Wash and repeat the world over.

POLITICIANS ET AL HAD TIME TO ACT.  
THEY DID NOT ACT.  
THEY WILL NOT ACT UNTIL YOU DEMAND THEY DO AND STOP DEFENDING THEM.

I will not stay quiet. I will not sit by waiting "just two weeks to ..." while people die.

If you don't agree then please disconnect. If you have followed me for any time you would know I am only here to end this.

TIME IS UP.

---

10:11 PM · Feb 8, 2024 David Dickson @dksdata

<https://x.com/dksdata/status/1755821633749590274>

7/8

Quick Alberta Update for February 8th, 2024

Suspiciously few 'COVID' deaths (ZERO) for last week. In reality, they added 12.

<https://dksdata.com/AlbertaDead>

765K XBB shots without Informed CONSENT.

The doses per week dropped significantly after the pharmacy bribe period expired at the end of 2023.

This matches the intended target of the UK to get all XBB and Flu shots completed by the end of 2023.

Ask yourself why, when this is not normal practice.

<https://dksdata.com/BenefactBulletins>

Still no sign of the 112 out of 116 H3N2 outbreaks that had been reported for most of the 2023/24 flu season.

Why were they deleted?

466 reported COVID deaths in the 2023/2024 flu season (more than 4 times the reported flu deaths... and not a single FEAR update).

In 2020 we locked down the world without a single reported COVID death in Alberta. Over 30,000 Albertans have died (Excess Deaths) as a result of that improper and illegal response that continues today.

<https://dksdata.com/ExcessDeaths>

<https://dksdata.com/Care>

This could have ended in 2020 and again in 2021. It should have ended in 2023 with Danielle Smith.

Yet it continues with the help of 'freedom lawyers' pitching another distraction as I type. Or freedom celebrities who can't even read a Stats Canada report. How many will for the ongoing distractions while Albertans continue to die?

Question?

If the lawyers and grifters keep telling you the Courts are corrupt... why do you keep donating to their monthly carpayments?

I will keep pushing updates with increasing detail to make the information as easy as possible to digest.

Anyone claiming to fight for you has to be demanding answers from Danielle, not providing excuses and distractions. Covering for her inaction is costing the lives of Albertans at a rate of ONE AN HOUR.

Danielle could end this in a heartbeat by just handing over what I have provided to the appropriate authorities.

Ask yourself.

If they thought I had no credible evidence, why in the last 10 days did I get;

Communications from the Chief of Staff for the Justice Minister with a promise of a 30-minute meeting with him (which he knew I would not accept). How many meetings with constituents does the Chief of Staff take? And why the sudden turnaround after a four-month delay?

An hour call and a 2 1/2 hour in-person meeting with the Chief Whip who had previously refused (multiple times) to see me 'because he is not my MLA'.

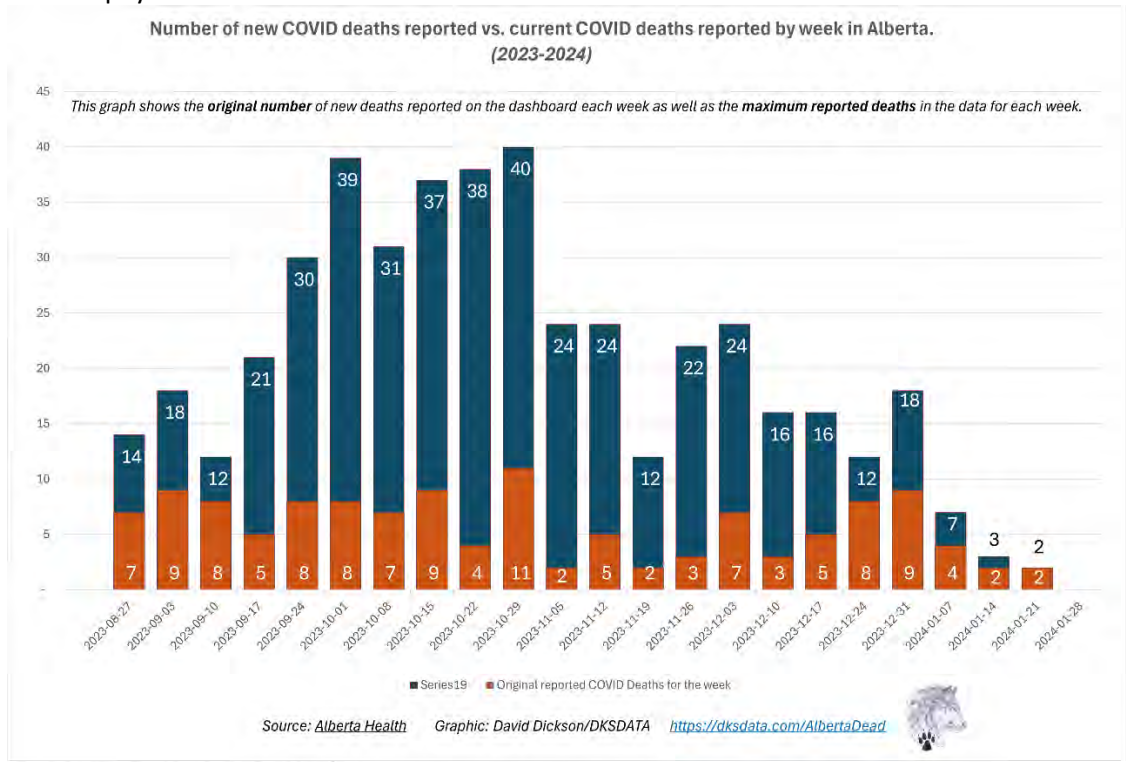
The NDP MLA who ignored us for 8 months suddenly starts reading my emails after Notley is put on notice.

And how did I get a meeting with the CEO of Capital Care, the largest Care Home group in Canada?

Lastly, a senior Alberta Federal MP messaged me today for the first time since 2020 despite dozens of emails and calls over 4 years.

If I had nothing, I would be ignored.

Time to pay attention - PEOPLE ARE DYING.



**Alberta "outbreaks" February 3rd, 2024**

**Total respiratory virus outbreaks by outbreak setting, 2023-2024**

| Facility                            | Calgary Zone | Central Zone | Edmonton Zone | North Zone | South Zone | Total        | Increase     |
|-------------------------------------|--------------|--------------|---------------|------------|------------|--------------|--------------|
| Acute Care Facility                 | 39           | 39           | 143           | 16         | 14         | 251          | 242          |
| Child Care Facility                 | 23           | 15           | 69            | 14         | 10         | 131          | 125          |
| Long Term Care Facility             | 154          | 52           | 112           | 26         | 14         | 358          | 354          |
| Other                               | 3            | 2            | 16            | 2          | 4          | 27           | 26           |
| School (K-12)                       | 31           | 33           | 102           | 48         | 21         | 235          | 231          |
| Supportive Living/Home Living Sites | 148          | 64           | 117           | 35         | 54         | 418          | 410          |
| <b>Total</b>                        | <b>398</b>   | <b>205</b>   | <b>559</b>    | <b>141</b> | <b>117</b> | <b>1,420</b> | <b>1,388</b> |

**Total respiratory virus outbreaks by zone, 2023-2024**

| Virus subtype                | Calgary Zone | Central Zone | Edmonton Zone | North Zone | South Zone | Alberta      | Increase     |
|------------------------------|--------------|--------------|---------------|------------|------------|--------------|--------------|
| COVID-19                     | 290          | 124          | 319           | 46         | 67         | 846          | 824          |
| Influenza (All)              | 36           | 32           | 41            | 15         | 14         | 138          | 136          |
| Influenza A                  | 36           | 32           | 40            | 15         | 14         | 137          | 135          |
| Influenza A (H1N1)           | 25           | 22           | 33            | 4          | 11         | 95           | 94           |
| Influenza A (H3N2)           | 2            | 1            | 1             | 0          | 0          | 4            | 4            |
| Influenza B                  | 0            | 0            | 1             | 0          | 0          | 1            | 1            |
| Adenovirus                   | 0            | 0            | 1             | 0          | 0          | 1            | 1            |
| Coronavirus (non-COVID-19)   | 4            | 0            | 2             | 3          | 2          | 11           | 9            |
| Human Metapneumovirus (hMPV) | 2            | 0            | 7             | 1          | 0          | 10           | 6            |
| Parainfluenza                | 0            | 0            | 0             | 0          | 0          | 0            | - 1          |
| Respiratory Illness          | 64           | 53           | 178           | 70         | 33         | 398          | 398          |
| Respiratory Syncytial Virus  | 4            | 2            | 7             | 4          | 2          | 19           | - 17         |
| Rhinovirus/Enterovirus       | 3            | 1            | 9             | 3          | 1          | 17           | 17           |
| <b>Total</b>                 | <b>466</b>   | <b>267</b>   | <b>639</b>    | <b>161</b> | <b>144</b> | <b>1,677</b> | <b>1,607</b> |

<https://www.alberta.ca/stats/dashboard/respiratory-virus-dashboard.htm?data=outbreaks#outbreaks>

# The time for a forensic investigation is long overdue

<https://www.alberta.ca/stats/dashboard/respiratory-virus-statistics.htm?data=severe-outcomes>  
<https://www.alberta.ca/stats/dashboard/respiratory-virus-dashboard.htm?data=severe-outcomes#severe-outcomes>

## Alberta Health - New Dashboard August 28th - February 3rd, 2024

*Note that this is just a reflection of the manipulations that have occurred to the COVID data since the new dashboard was launched. There are many more manipulations going back to the original download files.*

| Date                 | Aug 24 - Oct 7 2023 | Days to report |
|----------------------|---------------------|----------------|
| 2020-03-22           | 1                   | 1,299          |
| 2020-03-29           | -1                  | 1,292          |
| 2021-08-15           | 1                   | 788            |
| 2021-08-22           | -1                  | 781            |
| 2021-09-12           | 1                   | 760            |
| 2021-09-19           | -1                  | 753            |
| 2021-10-10           | 1                   | 732            |
| 2021-10-17           | -1                  | 725            |
| 2022-01-30           | 1                   | 620            |
| 2022-02-13           | -1                  | 606            |
| 2022-04-17           | 2                   | 543            |
| 2022-04-24           | 2                   | 536            |
| 2022-05-01           | -1                  | 529            |
| 2022-05-08           | -3                  | 522            |
| 2022-05-15           | 1                   | 515            |
| 2022-05-29           | -1                  | 501            |
| 2022-07-10           | 1                   | 459            |
| 2022-07-17           | -1                  | 452            |
| 2022-09-18           | 1                   | 389            |
| 2022-09-25           | -1                  | 382            |
| 2022-10-09           | 1                   | 368            |
| 2022-10-16           | -1                  | 361            |
| 2022-10-23           | 1                   | 354            |
| 2022-10-30           | -1                  | 347            |
| 2023-01-01           | 2                   | 284            |
| 2023-01-08           | -2                  | 277            |
| 2023-03-19           | 1                   | 207            |
| 2023-03-26           | -1                  | 200            |
| 2023-04-02           | 1                   | 193            |
| 2023-04-23           | -1                  | 172            |
| 2023-04-30           | 2                   | 165            |
| 2023-05-07           | -1                  | 158            |
| 2023-05-28           | -1                  | 137            |
| 2023-07-09           | 1                   | 95             |
| 2023-07-16           | 1                   | 88             |
| 2023-07-30           | -1                  | 74             |
| 2023-08-06           | 1                   | 67             |
| 2023-08-20           | 1                   | 53             |
| 2023-08-27           | 7                   | 46             |
| 2023-09-10           | 1                   | 32             |
| 2023-09-17           | 1                   | 25             |
| 2023-09-24           | 11                  | 18             |
| 2023-10-01           | 8                   | 11             |
| <b>Total Added</b>   | <b>52</b>           |                |
| <b>Total Removed</b> | <b>-21</b>          |                |

| Date                 | Nov 12 - Nov 18 | Days to report |
|----------------------|-----------------|----------------|
| 2022-05-08           | -1              | 564            |
| 2022-10-16           | -1              | 403            |
| 2023-02-26           | -1              | 270            |
| 2023-07-16           | -1              | 130            |
| 2023-08-06           | 1               | 109            |
| 2023-08-13           | -2              | 102            |
| 2023-08-20           | -2              | 95             |
| 2023-09-03           | -1              | 81             |
| 2023-09-10           | -1              | 74             |
| 2023-10-08           | 4               | 46             |
| 2023-10-15           | 10              | 39             |
| 2023-10-22           | 1               | 32             |
| 2023-10-29           | 3               | 25             |
| 2023-11-05           | 6               | 18             |
| 2023-11-12           | 5               | 11             |
| <b>Total Added</b>   | <b>30</b>       |                |
| <b>Total Removed</b> | <b>-10</b>      |                |

| Date                 | Jan 14 - Jan 20 2024 | Days to report |
|----------------------|----------------------|----------------|
| 2022-07-31           | 1                    | 543            |
| 2022-10-16           | 1                    | 466            |
| 2023-08-20           | -1                   | 158            |
| 2023-09-03           | 1                    | 144            |
| 2023-09-24           | -3                   | 123            |
| 2023-10-15           | -3                   | 102            |
| 2023-10-22           | -1                   | 95             |
| 2023-11-19           | 1                    | 67             |
| 2023-12-03           | 1                    | 53             |
| 2023-12-10           | 3                    | 46             |
| 2023-12-17           | 7                    | 39             |
| 2024-01-07           | 2                    | 18             |
| 2024-01-14           | 2                    | 11             |
| <b>Total Added</b>   | <b>19</b>            |                |
| <b>Total Removed</b> | <b>-8</b>            |                |

| Date                 | Jan 21 - Jan 27 2024 | Days to report |
|----------------------|----------------------|----------------|
| 2022-11-06           | 1                    | 452            |
| 2023-04-30           | 1                    | 277            |
| 2023-09-24           | 1                    | 130            |
| 2023-10-01           | 2                    | 123            |
| 2023-10-15           | 1                    | 109            |
| 2023-10-22           | 2                    | 102            |
| 2023-11-12           | 1                    | 81             |
| 2023-11-26           | 2                    | 67             |
| 2023-12-03           | 1                    | 60             |
| 2023-12-17           | 2                    | 46             |
| 2023-12-24           | 3                    | 39             |
| 2023-12-31           | 1                    | 32             |
| 2024-01-14           | 1                    | 18             |
| 2024-01-21           | 2                    | 11             |
| <b>Total Added</b>   | <b>11</b>            |                |
| <b>Total Removed</b> | <b>-10</b>           |                |

| Date         | October 8 - 14 2023 |
|--------------|---------------------|
| 2023-08-13   | 2                   |
| 2023-09-03   | 3                   |
| 2023-09-10   | 2                   |
| 2023-09-17   | 3                   |
| 2023-09-24   | 1                   |
| 2023-10-01   | 5                   |
| 2023-10-08   | 7                   |
| <b>Total</b> | <b>23</b>           |

| Date         | October 15 - 21 2023 |
|--------------|----------------------|
| 2023-08-13   | 1                    |
| 2023-08-20   | 2                    |
| 2023-09-17   | 9                    |
| 2023-09-24   | 2                    |
| 2023-10-01   | 4                    |
| 2023-10-08   | 6                    |
| 2023-10-15   | 9                    |
| <b>Total</b> | <b>33</b>            |

| Date         | October 22 - 28 2023 |
|--------------|----------------------|
| 2023-08-20   | 1                    |
| 2023-09-17   | 2                    |
| 2023-09-24   | 5                    |
| 2023-10-01   | 2                    |
| 2023-10-15   | 7                    |
| 2023-10-22   | 4                    |
| <b>Total</b> | <b>21</b>            |

| Date         | Oct 29 - Nov 4 2023 |
|--------------|---------------------|
| 2023-09-03   | 5                   |
| 2023-09-10   | 1                   |
| 2023-09-24   | 2                   |
| 2023-10-01   | 11                  |
| 2023-10-08   | 4                   |
| 2023-10-15   | 2                   |
| 2023-10-22   | 11                  |
| 2023-10-29   | 11                  |
| <b>Total</b> | <b>47</b>           |

| Date         | Nov 5 - Nov 11 2023 |
|--------------|---------------------|
| 2023-09-03   | 1                   |
| 2023-09-24   | 1                   |
| 2023-10-01   | 1                   |
| 2023-10-08   | 5                   |
| 2023-10-15   | 1                   |
| 2023-10-22   | 1                   |
| 2023-10-29   | 6                   |
| 2023-11-05   | 2                   |
| <b>Total</b> | <b>18</b>           |

| Date         | Nov 19 - Nov 25 2023 |
|--------------|----------------------|
| 2023-09-17   | 1                    |
| 2023-09-24   | 4                    |
| 2023-10-22   | 11                   |
| 2023-10-29   | 1                    |
| 2023-11-05   | 2                    |
| 2023-11-12   | 4                    |
| 2023-11-19   | 2                    |
| <b>Total</b> | <b>25</b>            |

| Date         | Nov 26 - Dec 2 2023 |
|--------------|---------------------|
| 2023-09-24   | 3                   |
| 2023-10-01   | 5                   |
| 2023-10-22   | 2                   |
| 2023-10-29   | 7                   |
| 2023-11-05   | 1                   |
| 2023-11-12   | 1                   |
| 2023-11-19   | 3                   |
| 2023-11-26   | 3                   |
| <b>Total</b> | <b>25</b>           |

| Date         | Dec 2 - Dec 9 2023 |
|--------------|--------------------|
| 2023-09-24   | 1                  |
| 2023-10-01   | 3                  |
| 2023-10-08   | 5                  |
| 2023-10-15   | 2                  |
| 2023-10-29   | 2                  |
| 2023-11-05   | 9                  |
| 2023-11-12   | 3                  |
| 2023-11-26   | 4                  |
| 2023-12-03   | 7                  |
| <b>Total</b> | <b>36</b>          |

| Date         | Dec 9 - Dec 16 2023 |
|--------------|---------------------|
| 2023-10-15   | 3                   |
| 2023-10-29   | 1                   |
| 2023-11-05   | 2                   |
| 2023-11-12   | 4                   |
| 2023-11-26   | 1                   |
| 2023-12-03   | 3                   |
| 2023-12-10   | 3                   |
| <b>Total</b> | <b>17</b>           |

| Date         | Dec 17 - Dec 30 2023 |
|--------------|----------------------|
| 2023-10-15   | 3                    |
| 2023-10-22   | 8                    |
| 2023-10-29   | 6                    |
| 2023-11-05   | 1                    |
| 2023-11-12   | 5                    |
| 2023-11-19   | 6                    |
| 2023-11-26   | 7                    |
| 2023-12-03   | 3                    |
| 2023-12-10   | 3                    |
| 2023-12-17   | 5                    |
| 2023-12-24   | 8                    |
| <b>Total</b> | <b>55</b>            |

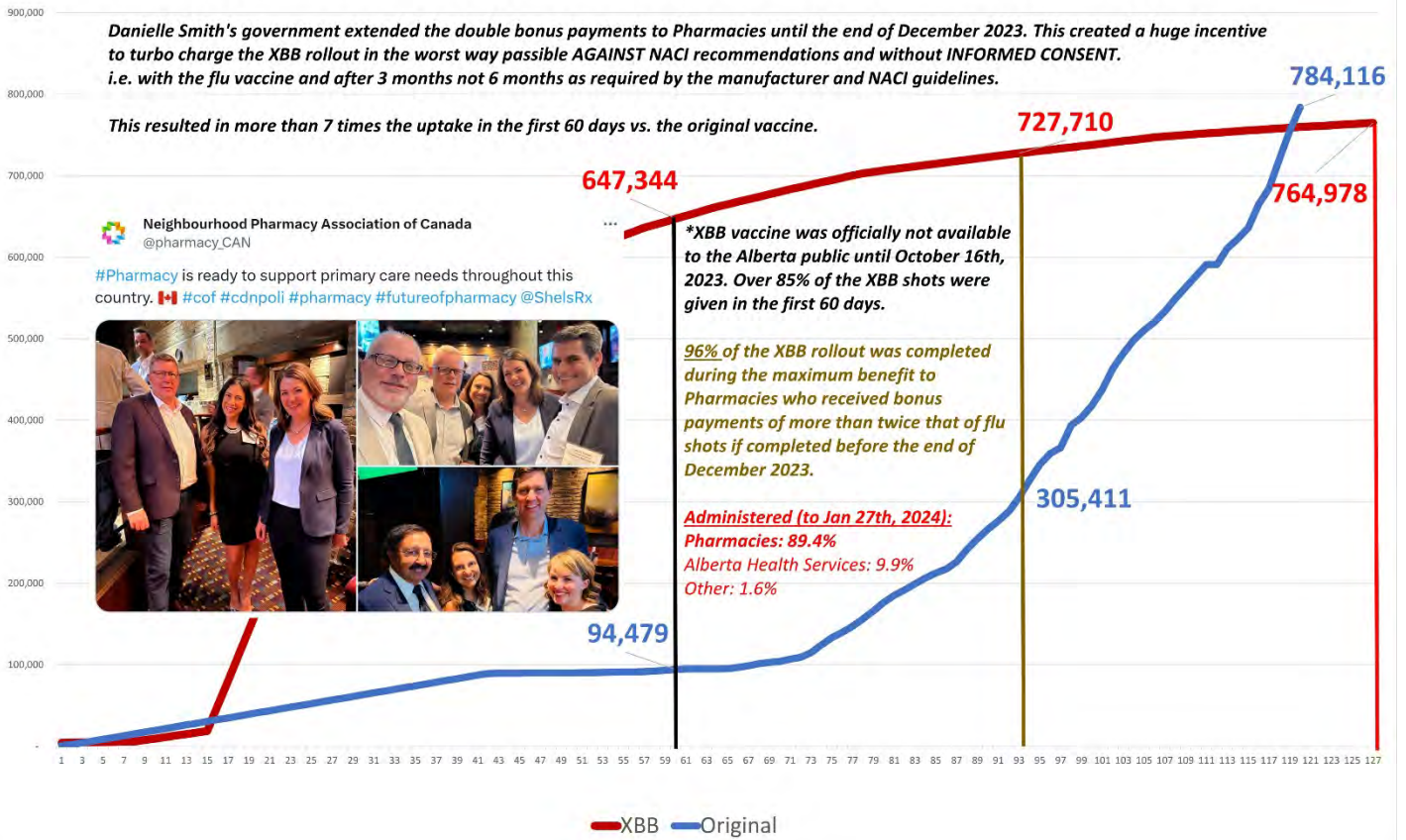
| Date         | Dec 31 2023 - Jan 6 2024 |
|--------------|--------------------------|
| 2023-10-29   | 3                        |
| 2023-11-26   | 2                        |
| 2023-12-03   | 9                        |
| 2023-12-17   | 2                        |
| 2023-12-31   | 9                        |
| <b>Total</b> | <b>25</b>                |

| Date         | Jan 7 2024 - Jan 13 2024 |
|--------------|--------------------------|
| 2023-11-05   | 1                        |
| 2023-11-12   | 2                        |
| 2023-12-03   | 1                        |
| 2023-12-10   | 7                        |
| 2023-12-24   | 1                        |
| 2023-12-31   | 1                        |
| 2024-01-07   | 4                        |
| <b>Total</b> | <b>17</b>                |

| Date         | Jan 28 2024 - Feb 3 2024 |
|--------------|--------------------------|
| 2023-11-26   | 3                        |
| 2023-12-03   | 1                        |
| 2023-12-31   | 7                        |
| 2024-01-07   | 1                        |
| 2024-03-03   | 0                        |
| <b>Total</b> | <b>12</b>                |



# Alberta - Original Covid Vaccine Rollout vs. XBB vaccine rollout



10:11 PM · Feb 8, 2024 David Dickson @dksdata  
<https://x.com/dksdata/status/1756081870691860971>  
8/8

ALL-CAUSE MORTALITY DATA - CANADA  
Stats Canada Data as of February 8th, 2024

For almost 3 years, we were told how many people died of COVID daily.

Alberta is reporting an average of 166 AVOIDABLE EXCESS DEATHS A WEEK.  
ONE AVOIDABLE EXCESS DEATH AN HOUR.  
YET NOT A WORD.

By January 2024, Ontario had not reported a single cause of death for 2023.  
Canada had reported 112,015 Ill-Defined and Unspecified or Information Unavailable (Unknown Cause) deaths making up over 50% of all reported deaths in Canada in 2023 at the time.

Suddenly, after attention was drawn to this, the February 2024 Health Canada data now shows causes of death for Ontario.

Unknown Cause still accounts for over 28% of all reported deaths in Canada (71,860) and over 35% of all reported deaths in Ontario (29,195) for 2023 alone.

Full report by province here: <http://dksdata.com/Excess/allcausecanadaFebruary2024.pdf>

Last month, the world reacted in outrage when it was reported that there were 16,043 Unknown Cause deaths in Canada (not the true number at the time).

See my detailed report on that here: <https://dksdata.com/COVArticles?9>  
(PDF copy here: <https://dksdata.com/Articles/COVArticles/Nov27report.pdf>)

Even with the sudden drop in the current reporting, where is the outrage for 14,710 Unknown Cause deaths still for Canada in 2022 and 71,860 Unknown Cause deaths for Canada in 2023.

Excess Deaths are out of control.  
Not a word from any Premier. WHY? <https://dksdata.com/ExcessDeaths>

The only Premier in Canada that people seem to think will save them is overseeing the destruction of evidence and ignoring her compromised Justice Department in Alberta that ensured this did not end in 2020/2021 by hiding evidence. Those crimes continue and the conspirators to these crimes grow every day.

In Alberta, we now have more 3,250 MORE deaths reported in 2023 than in the whole of 2019.  
Already 335 more deaths in 2023 than the whole of the 'pandemic' year (2020).  
We have over a month of data yet to report in Alberta for 2023 so it will get worse.

Almost 240,000 Avoidable Excess Deaths in Canada since 2020. There is not enough sanitizer in the world to wash that blood away.

<https://avoidabledeathawareness.com>



Canada All Cause Deaths Reported up to June 8th, 2023

<https://www150.statcan.gc.ca/t1/tbl1/en/tv.action?pid=1310076801>

| Year | Location                                       | Age at time of death, 0 to 44 years | Age at time of death, 45 to 64 years | Age at time of death, 65 to 84 years | Age at time of death, 85 years and over | Age at time of death, all ages |
|------|--|-------------------------------------|--------------------------------------|--------------------------------------|---|--------------------------------|
| 2022 | Alberta, place of occurrence                   | 3,055                               | 5,580                                | 13,855                               | 10,765                                  | 33,245                         |
| 2022 | British Columbia, place of occurrence          | 2,975                               | 6,635                                | 20,045                               | 17,105                                  | 46,775                         |
| 2022 | Manitoba, place of occurrence                  | 380                                 | 765                                  | 2,265                                | 1,855                                   | 5,285                          |
| 2022 | New Brunswick, place of occurrence             | 325                                 | 1,305                                | 4,665                                | 3,150                                   | 9,435                          |
| 2022 | Newfoundland and Labrador, place of occurrence | 190                                 | 975                                  | 3,560                                | 1,795                                   | 6,535                          |
| 2022 | Northwest Territories, place of occurrence     | -                                   | -                                    | -                                    | -                                       | 320                            |
| 2022 | Nova Scotia, place of occurrence               | 425                                 | 1,620                                | 5,760                                | 3,890                                   | 11,695                         |
| 2022 | Nunavut, place of occurrence                   | -                                   | -                                    | -                                    | -                                       | 150                            |
| 2022 | Ontario, place of occurrence                   | 5,960                               | 16,695                               | 51,400                               | 45,115                                  | 119,235                        |
| 2022 | Prince Edward Island, place of occurrence      | 30                                  | 200                                  | 825                                  | 615                                     | 1,685                          |
| 2022 | Quebec, place of occurrence                    | 1,760                               | 9,005                                | 37,155                               | 30,570                                  | 79,105                         |
| 2022 | Saskatchewan, place of occurrence              | 915                                 | 1,740                                | 4,675                                | 4,275                                   | 11,695                         |
| 2022 | Yukon, place of occurrence                     |                                     |                                      |                                      |   |                                |
| 2022 | <b>Canada, place of occurrence</b>             | <b>17,810</b>                       | <b>46,575</b>                        | <b>149,700</b>                       | <b>123,470</b>                          | <b>337,690</b>                 |
|      |  |                                     |                                      |                                      |   | <b>325,160</b>                 |

Canada All Cause Deaths Reported up to February 8th, 2024

| Year | Location                                       | Age at time of death, 0 to 44 years | Age at time of death, 45 to 64 years | Age at time of death, 65 to 84 years | Age at time of death, 85 years and over | Age at time of death, all ages |
|------|--|-------------------------------------|--------------------------------------|--------------------------------------|---|--------------------------------|
| 2022 | Alberta, place of occurrence                   | 3,060                               | 5,565                                | 13,845                               | 10,745                                  | 33,255                         |
| 2022 | British Columbia, place of occurrence          | 2,990                               | 6,645                                | 20,055                               | 17,130                                  | 46,770                         |
| 2022 | Manitoba, place of occurrence                  | 1,140                               | 2,035                                | 5,780                                | 4,610                                   | 13,585                         |
| 2022 | New Brunswick, place of occurrence             | 305                                 | 1,285                                | 4,630                                | 3,145                                   | 9,410                          |
| 2022 | Newfoundland and Labrador, place of occurrence | 195                                 | 965                                  | 3,520                                | 1,840                                   | 6,495                          |
| 2022 | Northwest Territories, place of occurrence     |                                     |                                      |                                      |   | 310                            |
| 2022 | Nova Scotia, place of occurrence               | 440                                 | 1,610                                | 5,715                                | 3,855                                   | 11,595                         |
| 2022 | Nunavut, place of occurrence                   |                                     |                                      |                                      |   | 150                            |
| 2022 | Ontario, place of occurrence                   | 6,355                               | 17,905                               | 55,220                               | 48,760                                  | 128,280                        |
| 2022 | Prince Edward Island, place of occurrence      | 40                                  | 190                                  | 745                                  | 610                                     | 1,615                          |
| 2022 | Quebec, place of occurrence                    | 2,460                               | 9,085                                | 37,280                               | 30,625                                  | 79,465                         |
| 2022 | Saskatchewan, place of occurrence              | 930                                 | 1,775                                | 4,700                                | 4,275                                   | 11,675                         |
| 2022 | Yukon, place of occurrence                     |                                     |                                      |                                      |   |                                |
| 2022 | <b>Canada, place of occurrence</b>             | <b>18,085</b>                       | <b>47,225</b>                        | <b>151,740</b>                       | <b>125,585</b>                          | <b>342,750</b>                 |
|      |  |                                     |                                      |                                      |   | <b>342,605</b>                 |

Canada All Cause Deaths Changes for 2022 data between June 2023 and February 2024 updates

| Year | Location  | Age at time of death, 0 to 44 years | Age at time of death, 45 to 64 years | Age at time of death, 65 to 84 years | Age at time of death, 85 years and over | Age at time of death, all ages |
|------|---|-------------------------------------|--------------------------------------|--------------------------------------|---|--------------------------------|
| 2022 | Alberta, place of occurrence                          | 5                                   | 15                                   | 10                                   | 20                                      | 10                             |
| 2022 | British Columbia, place of occurrence                 | 15                                  | 10                                   | 10                                   | 25                                      | 5                              |
| 2022 | Manitoba, place of occurrence                         | 760                                 | 1,270                                | 3,515                                | 2,755                                   | 8,300                          |
| 2022 | New Brunswick, place of occurrence                    | 20                                  | 20                                   | 35                                   | 5                                       | 25                             |
| 2022 | Newfoundland and Labrador, place of occurrence        | 5                                   | 10                                   | 40                                   | 45                                      | 40                             |
| 2022 | Northwest Territories, place of occurrence            | -                                   | -                                    | -                                    | -                                       | 10                             |
| 2022 | Nova Scotia, place of occurrence                      | 15                                  | 10                                   | 45                                   | 35                                      | 100                            |
| 2022 | Nunavut, place of occurrence                          | -                                   | -                                    | -                                    | -                                       | -                              |
| 2022 | Ontario, place of occurrence                          | 395                                 | 1,210                                | 3,820                                | 3,645                                   | 9,045                          |
| 2022 | Prince Edward Island, place of occurrence             | 10                                  | 10                                   | 80                                   | 5                                       | 70                             |
| 2022 | Quebec, place of occurrence                           | 700                                 | 80                                   | 125                                  | 55                                      | 360                            |
| 2022 | Saskatchewan, place of occurrence                     | 15                                  | 35                                   | 25                                   | -                                       | 20                             |
| 2022 | Yukon, place of occurrence                            | -                                   | -                                    | -                                    | -                                       | -                              |
| 2022 | <b>Canada, place of occurrence</b>                    | <b>275</b>                          | <b>650</b>                           | <b>2,040</b>                         | <b>2,115</b>                            | <b>5,060</b>                   |
| 2022 | <b>Total Change All Provinces</b>                     | <b>1,900</b>                        | <b>2,540</b>                         | <b>7,285</b>                         | <b>6,460</b>                            | <b>17,445</b>                  |
|      | <b>Discrepancy between Provinces and Canada Total</b> | <b>1,625</b>                        | <b>1,890</b>                         | <b>5,245</b>                         | <b>4,345</b>                            | <b>12,385</b>                  |

| YEAR | GEO  | Total, all causes of death [A00-Y89] | Ill-defined and unspecified causes of mortality R99 [A] | Information unavailable [B] | Unknown [A]+[B] | Percent Unknown |
|------|--|--------------------------------------|---|-----------------------------|-----------------|-----------------|
| 2023 | <b>Alberta, place of occurrence</b>            | 29,395                               | 3,165   | 3,140                       | 6,305           | 21.45%          |
| 2023 | British Columbia, place of occurrence          | 41,160                               | 3,810   | 1,280                       | 5,090           | 12.37%          |
| 2023 | <b>Manitoba, place of occurrence</b>           | 1,205                                | -   | 1,205                       | 1,205           | 100.00%         |
| 2023 | <b>New Brunswick, place of occurrence</b>      | 5,355                                | 10  | 2,905                       | 2,915           | 54.44%          |
| 2023 | Newfoundland and Labrador, place of occurrence | 5,005                                | 55  | 500                         | 555             | 11.09%          |
| 2023 | Northwest Territories, place of occurrence     | 180                                  | 15  | 25                          | 40              | 22.22%          |
| 2023 | <b>Nova Scotia, place of occurrence</b>        | 5,510                                | 35  | 4,515                       | 4,550           | 82.58%          |
| 2023 | Nunavut, place of occurrence                   | 135                                  | 30  | -                           | 30              | 22.22%          |
| 2023 | <b>Ontario, place of occurrence</b>            | 82,350                               | 2,130   | 27,065                      | 29,195          | 35.45%          |
| 2023 | Prince Edward Island, place of occurrence      | 1,360                                | -   | 405                         | 405             | 29.78%          |
| 2023 | Quebec, place of occurrence                    | 70,010                               | 1,845   | 60                          | 1,905           | 2.72%           |
| 2023 | Saskatchewan, place of occurrence              | 9,160                                | 150   | 1,265                       | 1,415           | 15.45%          |
| 2023 | Yukon, place of occurrence                     |                                      |   |                             | -               |                 |
| 2023 | <b>Canada, place of occurrence</b>             | 252,470                              | 9,735   | 62,125                      | 71,860          | 28.46%          |



| YEAR | GEO  | Total, all causes of death [A00-Y89] | Ill-defined and unspecified causes of mortality R99 [A] | Information unavailable [B] | Unknown [A]+[B] | Percent Unknown |
|------|--|--------------------------------------|---|-----------------------------|-----------------|-----------------|
| 2023 | <b>Alberta, place of occurrence</b>            | 26,195                               | 2,955   | 2,275                       | 5,230           | 19.97%          |
| 2023 | British Columbia, place of occurrence          | 36,700                               | 3,325   | 850                         | 4,175           | 11.38%          |
| 2023 | Manitoba, place of occurrence                  |                                      |   |                             | -               |                 |
| 2023 | <b>New Brunswick, place of occurrence</b>      | 4,630                                | 15  | 3,205                       | 3,220           | 69.55%          |
| 2023 | Newfoundland and Labrador, place of occurrence | 4,785                                | 40  | 855                         | 895             | 18.70%          |
| 2023 | Northwest Territories, place of occurrence     | 170                                  | 25  | 30                          | 55              | 32.35%          |
| 2023 | <b>Nova Scotia, place of occurrence</b>        | 5,515                                | 35  | 4,545                       | 4,580           | 83.05%          |
| 2023 | Nunavut, place of occurrence                   | 120                                  | 25  | 20                          | 45              | 37.50%          |
| 2023 | <b>Ontario, place of occurrence</b>            | 63,395                               | -   | 63,370                      | 63,370          | 99.96%          |
| 2023 | Prince Edward Island, place of occurrence      | 1,290                                | 5   | 400                         | 405             | 31.40%          |
| 2023 | Quebec, place of occurrence                    | 62,050                               | 1,685   | 55                          | 1,740           | 2.80%           |
| 2023 | Saskatchewan, place of occurrence              | 8,120                                | 105   | 1,375                       | 1,480           | 18.23%          |
| 2023 | Yukon, place of occurrence                     |                                      |   |                             | -               |                 |
| 2023 | <b>Canada, place of occurrence</b>             | 222,355                              | 6,800   | 105,215                     | 112,015         | 50.38%          |

## The Democracy Fund and a Freedom Alberta Law Firm

12:51 PM · Feb 10, 2024 David Dickson @dksdata  
<https://x.com/dksdata/status/1756405549871100385>

\$200,000 in unsupportable legal billing by an Alberta Lawyer and STILL NO ONE IS ASKING QUESTIONS! People say we need trust back in healthcare, government, and the courts - but what about the LAWYERS? Are they not accountable too?...

7:44 PM · Feb 11, 2024 The Democracy Fund @TDF\_Can  
[https://x.com/TDF\\_Can/status/1756871866952630345](https://x.com/TDF_Can/status/1756871866952630345)

TDF takes seriously its obligation to properly use and account for donor funds. Recently TDF had an account successfully assessed; an overcharge was found and funds repaid to TDF. We'll update our website shortly.

8:00 PM · Feb 11, 2024 David Dickson @dksdata  
<https://x.com/dksdata/status/1756875942440345696>

The comments on the hidden web page seem inconsistent with a simple "overcharge". Although I am glad I was able to bring this to the public's attention & receive an answer. Sadly, clients lost representation through this though. Looking forward to a fully transparent response.

The screenshot displays the Democracy Fund website's 'Legal Work' section. The page title is 'Reviewing details of invoices by legal counsel'. A red box highlights a paragraph: 'The firm involved has now invoiced TDF almost \$200,000 for the most recent two-month period. TDF's director of litigation asked counsel to provide details explaining this extraordinary fee. At first the firm refused, then agreed to do so; but then did not do so, and instead wrote to the clients the firm was representing, declaring that they would not proceed with their cases, because TDF is "in default". In fact, the law firm has defaulted on its obligations to provide details when it bills and when requested.'

The source code on the right shows the following meta tag: `<meta name="robots" content="noindex" />`. A red arrow points from this tag to the highlighted paragraph on the website.

8:31 PM · Feb 11, 2024 David Dickson @dksdata  
<https://x.com/dksdata/status/1756883628682850417>

The Democracy Fund responded to my post regarding their web page. It stated that a northern Alberta law firm submitted an unsubstantiated \$200,000 bill, refused to provide details, and fired clients as a result of non-payment. As an expert in professional standards compliance, I have concerns with their answer. The comments on the hidden web page seem inconsistent with a simple "overcharge". Although I am glad I was able to bring this to the public's attention & receive an answer, I think there needs to be more transparency on this item.

Desperate clients appear to have lost representation through this.

Response:

"TDF takes seriously its obligation to properly use and account for donor funds. Recently TDF had an account successfully assessed; an overcharge was found and funds repaid to TDF. We'll update our website shortly."

The original web page (see below) stated:

"The firm involved has now invoiced TDF almost \$200,000 for the most recent two-month period."

That is quite the "overcharge".

"TDF's director of litigation asked counsel to provide details explaining this extraordinary fee."

"At first the firm refused, then agreed to do so; but then did not do so,"

If the invoice was not provided - was the law firm paid?

"and instead wrote to the clients the firm was representing, declaring that they would not proceed with their cases, because TDF is "in default"."

If the law firm was paid, why would they not proceed with the case? Abandoning a client is a very serious matter. In fact, in Alberta, the lawyer is required to assist with finding alternate representation if this happens.

"In fact, the law firm has defaulted on its obligations to provide details when it bills and when requested."

This final statement suggests the law firm was not paid and therefore there should not have been an "overcharge" to be repaid related to the unpaid invoice.

Does this suggest that the relevant law firm's prior billing was found to be unsupportable on Taxation?

As @TDF\_Can knows, these are serious concerns.

I hope they will provide clarity and a searchable web page to ensure transparency. It would also be helpful to know who the law firm was based on the above as other clients could be impacted past, present, and future.

The screenshot shows the Democracy Fund website with a navigation bar containing 'Education', 'Legal Work', 'Events', 'News Releases', 'More', and a red 'Donate' button. The main content area is titled 'Reviewing details of invoices by legal counsel' and includes contact information for TDF's Legal Team. A red box highlights a paragraph: 'The firm involved has now invoiced TDF almost \$200,000 for the most recent two-month period. TDF's director of litigation asked counsel to provide details explaining this extraordinary fee. At first the firm refused, then agreed to do so; but then did not do so, and instead wrote to the clients the firm was representing, declaring that they would not proceed with their cases, because TDF is "in default". In fact, the law firm has defaulted on its obligations to provide details when it bills and when requested.' To the right, the browser's developer tools are open, showing the HTML code for the page's head section. A red box in the code highlights the meta tag: `<meta name="robots" content="noindex" -->`. Red arrows point from the highlighted text in the code to the highlighted paragraph in the webpage content.

10:32 AM · Feb 12, 2024 David Dickson @dksdata  
<https://x.com/dksdata/status/1757095349221540080>

**Question:** Why is an Edmonton lawyer calling out Ontario politicians, but not Alberta lawyers providing cover for Alberta politicians, while Albertans die? I asked. No response. So, once more with feeling. Albertans deserve an answer.

 **Eva Chipiuk, BSc, LLB, LLM** ✓  
@echipiuk Subscribe ...

If elected officials are not responding to their citizens, who are they talking to?

“When not at the Legislature, MPPs have a number of responsibilities in their home ridings such as meeting with constituents to listen to their concerns, helping to resolve matters related to provincial government services, and attending community events such as school openings or local fundraisers.”

It’s their job to meet with and discuss constituent concerns, it is our job to hold them to account. Keep up the good work @Lea\_Christina4!

<ola.org/en/photo/membe...>

 **April Hutchinson** ✓ @Lea\_Christina4 · 1h  
Hey @fordnation

Remember only a couple months ago you shook my hand and said you had 3 daughters who were involved in sports, that you backed me 100%?

...  
[Show more](#)



<https://x.com/echipiuk/status/1757049408427044959>

Post



10 39 104 3.1K

 **David Dickson** ✓  
@dksdata

You are in Edmonton @echipiuk. How do we hold MLA's accountable if the 'freedom' lawyers are providing cover for them?

The Alberta Chief of Staff (and ex JCCF Lawyer) at the Justice Minister's office has blocked critical information from getting to the Alberta Justice Minister, Health Minister, and Premier for over 4 months. Why? Because he and many others connected to him are implicated in that material, including many 'freedom' leaders and lawyers so many put their faith in.

READ THE FULL THREAD AND THE LINKED DOCUMENTS.

I look forward to your response and action on this.  
<x.com/dksdata/status...>

8:39 AM · Feb 12, 2024 · 2 Views

[View post engagements](#)

8:39 AM · Feb 12, 2024 David Dickson @dksdata  
<https://x.com/dksdata/status/1757066872913080666>

You are in Edmonton @echipiuk. How do we hold MLA's accountable if the 'freedom' lawyers are providing cover for them?

The Alberta Chief of Staff (and ex JCCF Lawyer) at the Justice Minister's office has blocked critical information from getting to the Alberta Justice Minister, Health Minister, and Premier for over 4 months. Why? Because he and many others connected to him are implicated in that material, including many 'freedom' leaders and lawyers so many put their faith in.

READ THE FULL THREAD AND THE LINKED DOCUMENTS.

I look forward to your response and action on this.  
<https://x.com/dksdata/status/1754575220504162652>