

LIES, DAMNED LIES AND SADISTICS

WITH DAVID DICKSON

Episode 7

Colouring Between the Lies

<https://dksdata.com/COVID19>

<https://twitter.com/dksdata/>

<https://rumble.com/user/dksdata/>

<https://www.youtube.com/user/dksdata/>

<https://www.bitchute.com/channel/84TyFCzLhbGG/>

<https://www.linkedin.com/in/dave-dickson-DKSDATA>

<https://www.researchgate.net/profile/David-Dickson-7>

<https://www.facebook.com/dksdata>

<https://www.facebook.com/DavidandKarenD/>

Weighed, Measured and found Wanting



LIES, DAMNED LIES AND SADISTICS

WITH DAVID DICKSON

Episode 7

Colouring Between the Lies

<https://dksdata.com/COVID19>

<https://twitter.com/dksdata/>

<https://rumble.com/user/dksdata/>

<https://www.youtube.com/user/dksdata/>

<https://www.bitchute.com/channel/84TyFCzLhbGG/>

<https://www.linkedin.com/in/dave-dickson-DKSDATA>

<https://www.researchgate.net/profile/David-Dickson-7>

<https://www.facebook.com/dksdata>

<https://www.facebook.com/DavidandKarenD/>

Dates are not just labels – they mean something.

How many deaths 'involving' COVID were there in 2020?



Tweet



Sarah Caul

@SarahCaul_ONS



Replying to [@dksdata](#) and [@UncommonSense74](#)

We had some label errors, not data errors. I have had a brief look at your thread, it seems you have misunderstood some aspects of the release. There are some threads pinned to my profile that may help your understanding, otherwise I'm happy to answer any questions

1:12 AM · Mar 1, 2023 · 18 Views

Alberta COVID update

<https://www.alberta.ca/stats/covid-19-alberta-statistics.htm#vaccinations>

<https://www.alberta.ca/data/stats/covid-19-alberta-statistics-data.csv>

LIES, DAMNED LIES AND SADISTICS

WITH DAVID DICKSON

Episode 7

Colouring Between the Lies

<https://dksdata.com/COVID19>

<https://twitter.com/dksdata/>

<https://rumble.com/user/dksdata/>

<https://www.youtube.com/user/dksdata/>

<https://www.bitchute.com/channel/84TyFCzLhbGG/>

<https://www.linkedin.com/in/dave-dickson-DKSDATA>

<https://www.researchgate.net/profile/David-Dickson-7>

<https://www.facebook.com/dksdata>

<https://www.facebook.com/DavidandKarenD/>

Dates are not just labels – they mean something.

How many deaths 'involving' COVID were there in 2020?

LABEL ERRORS! REALLY!



David Dickson @dksdata · 11s

Replying to @SarahCaul_ONS and @UncommonSense74

'Label errors'. The dates are typically table driven. To only break some dates is significant and suspicious. Also, why does it not cover the full period? You need the July 2022 and Feb 2023 data AND THERE ARE ERRORS BETWEEN THEM.

'Label Labels' - THE DATES ARE THE DATA!



Alberta COVID update

<https://www.alberta.ca/stats/covid-19-alberta-statistics.htm#vaccinations>

<https://www.alberta.ca/data/stats/covid-19-alberta-statistics-data.csv>

LIES, DAMNED LIES AND SADISTICS

WITH DAVID DICKSON

Episode 7

Colouring Between the Lies

<https://dksdata.com/COVID19>

<https://twitter.com/dksdata/>

<https://rumble.com/user/dksdata/>

<https://www.youtube.com/user/dksdata/>

<https://www.bitchute.com/channel/84TyFCzLhbGG/>

<https://www.linkedin.com/in/dave-dickson-DKSDATA>

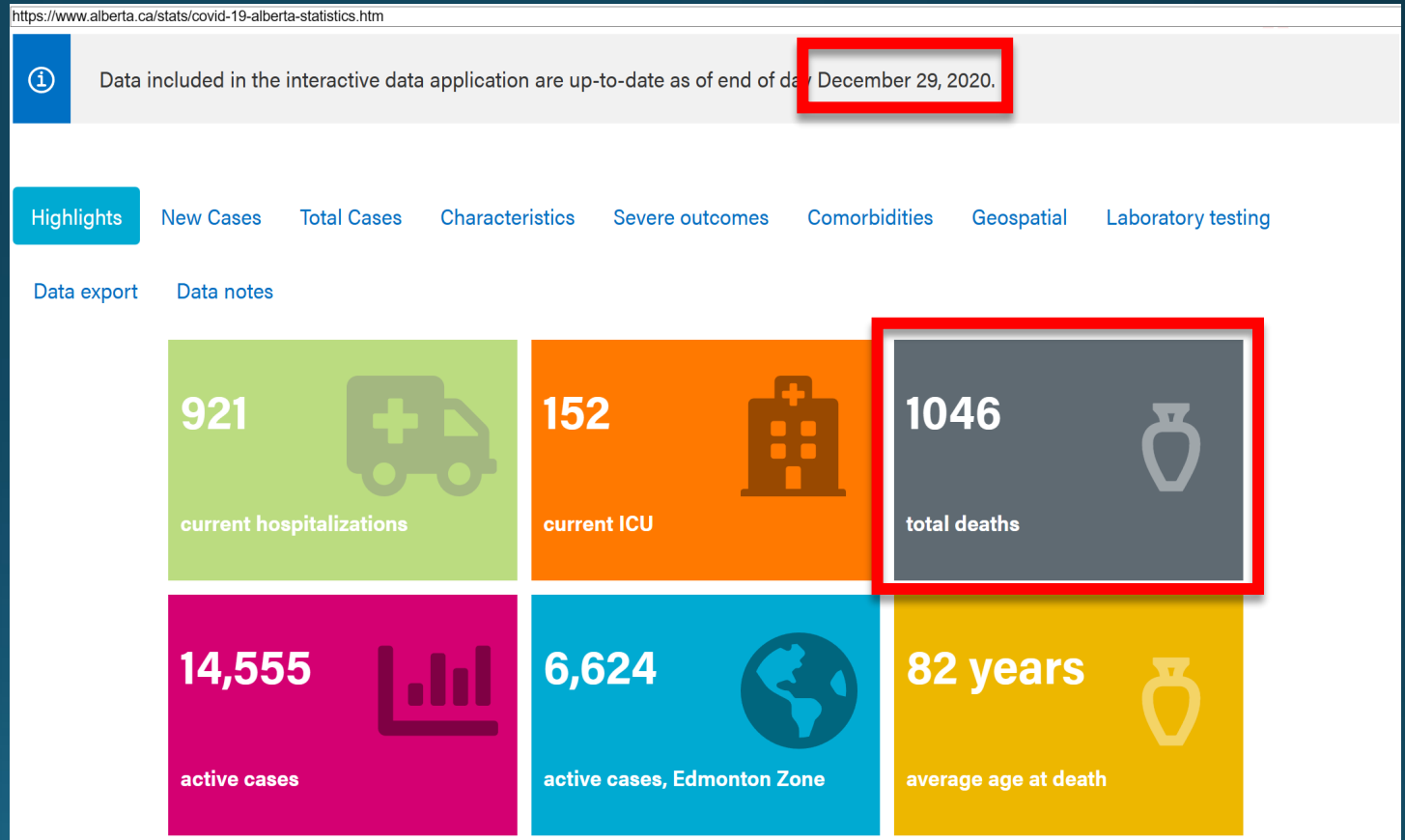
<https://www.researchgate.net/profile/David-Dickson-7>

<https://www.facebook.com/dksdata>

<https://www.facebook.com/DavidandKarenD/>

Dates are not just labels – they mean something.

*How many deaths 'involving' COVID were there in 2020?
Why dates matter.*



Alberta COVID update

<https://www.alberta.ca/stats/covid-19-alberta-statistics.htm#vaccinations>

<https://www.alberta.ca/data/stats/covid-19-alberta-statistics-data.csv>

LIES, DAMNED LIES AND SADISTICS

WITH DAVID DICKSON

Episode 7

Colouring Between the Lies

<https://dksdata.com/COVID19>

<https://twitter.com/dksdata/>

<https://rumble.com/user/dksdata/>

<https://www.youtube.com/user/dksdata/>

<https://www.bitchute.com/channel/84TyFCzLhbGG/>

<https://www.linkedin.com/in/dave-dickson-DKSDATA>

<https://www.researchgate.net/profile/David-Dickson-7>

<https://www.facebook.com/dksdata>

<https://www.facebook.com/DavidandKarenD/>

Dates are not just labels – they mean something.

How many deaths 'involving' COVID were there in 2020?

Why dates matter.

Up until Mid June 2022 Health Canada still showed the Alberta Health Data total for 2020 as 1,046 COVID Involved Deaths. This matched the reported deaths during 2020.

What changed?

2022-06-15 5:11 PM

<https://health-infobase.canada.ca/src/data/covidLive/covid19-download.csv>

pruid	prname	prnameFR	date	update	numconf	numprob	numdeaths
48	Alberta	Alberta	2020-12-31	1	101654	0	1046
48	Alberta	Alberta	2021-01-01	1	103015	0	1046
48	Alberta	Alberta	2021-01-02	1	103948	0	1046
48	Alberta	Alberta	2021-01-03	1	104407	0	1046
48	Alberta	Alberta	2021-01-04	1	105355	0	1142
48	Alberta	Alberta	2021-01-05	1	106378	0	1168

2022-06-21 8:31 PM

<https://health-infobase.canada.ca/src/data/covidLive/covid19-download.csv>

pruid	prname	prnameFR	date	reporting_	reporting_	update	numcases	numcases	ratecases_	numdeaths_
48	Alberta	Alberta	2020-12-26	52	2020	0	96893	7960	2180.86	955
48	Alberta	Alberta	2021-01-02	53	2020	0	103948	7055	2339.65	1046
48	Alberta	Alberta	2021-01-09	1	2021	0	111714	7095	2458.98	1426

2023-02-25 9:42:19 AM

<https://health-infobase.canada.ca/src/data/covidLive/covid19-download.csv>

pruid	prname	prnameFR	date	reporting_	reporting_	update	totalcases	numtotal_	ratecases_	numdeaths
48	Alberta	Alberta	2020-12-26	52	2020	1	97394	7399	2143.77	1116
48	Alberta	Alberta	2021-01-02	53	2020	1	104619	7225	2302.81	1267
48	Alberta	Alberta	2021-01-09	1	2021	1	111714	7095	2458.98	1426

Alberta COVID update

<https://www.alberta.ca/stats/covid-19-alberta-statistics.htm#vaccinations>

<https://www.alberta.ca/data/stats/covid-19-alberta-statistics-data.csv>

LIES, DAMNED LIES AND SADISTICS

WITH DAVID DICKSON

Episode 7

Colouring Between the Lies

<https://dksdata.com/COVID19>

<https://twitter.com/dksdata/>

<https://rumble.com/user/dksdata/>

<https://www.youtube.com/user/dksdata/>

<https://www.bitchute.com/channel/84TyFCzLhbGG/>

<https://www.linkedin.com/in/dave-dickson-DKSDATA>

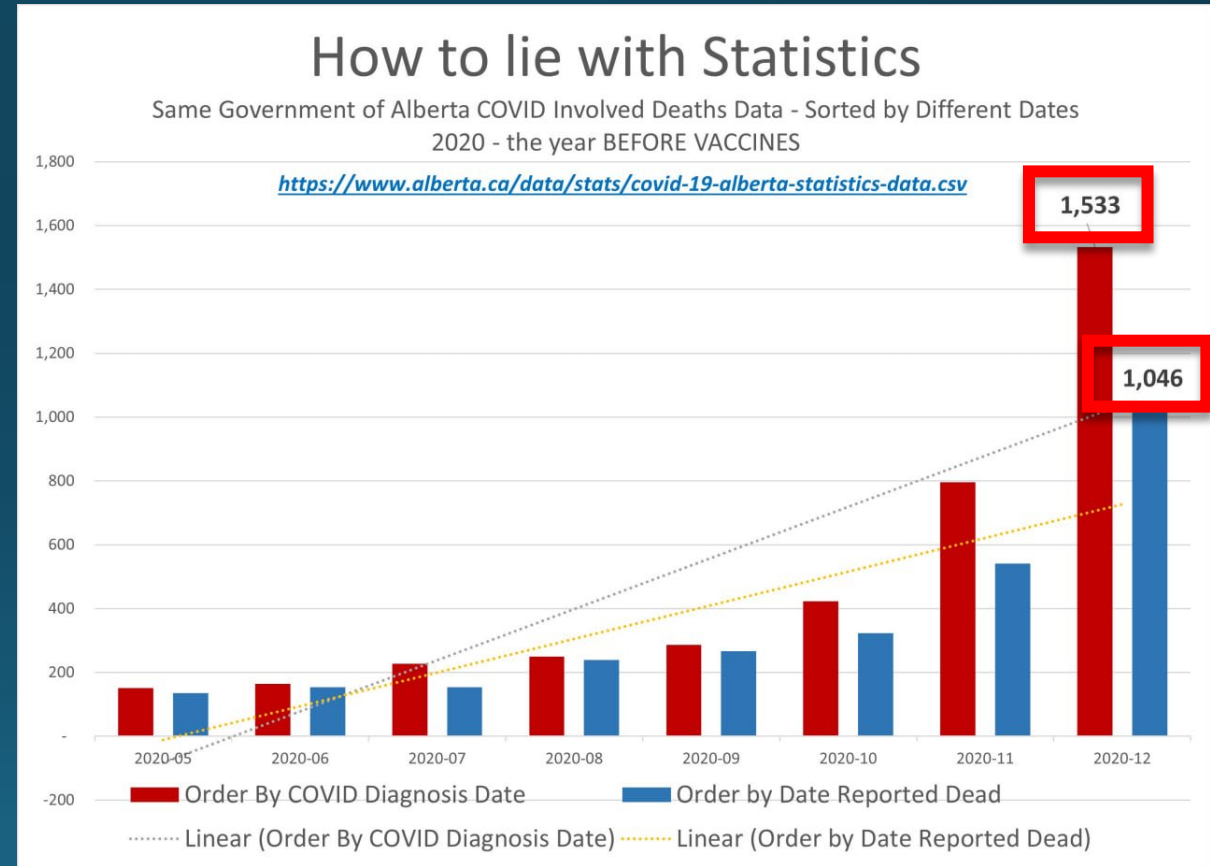
<https://www.researchgate.net/profile/David-Dickson-7>

<https://www.facebook.com/dksdata>

<https://www.facebook.com/DavidandKarenD/>

Dates are not just labels – they mean something.

*How many deaths 'involving' COVID were there in 2020?
Why dates matter.*



Alberta COVID update

<https://www.alberta.ca/stats/covid-19-alberta-statistics.htm#vaccinations>

<https://www.alberta.ca/data/stats/covid-19-alberta-statistics-data.csv>

LIES, DAMNED LIES AND SADISTICS

WITH DAVID DICKSON

Episode 7

Colouring Between the Lies

If they are Manipulating Data, why look at it?

Another week, more data and more analysis. But why bother?
 Alberta Deaths and Vaccinations (weekly update)

<https://dksdata.com/COVID19>

<https://twitter.com/dksdata/>

<https://rumble.com/user/dksdata/>

<https://www.youtube.com/user/dksdata/>

<https://www.bitchute.com/channel/84TyFCzLhbGG/>

<https://www.linkedin.com/in/dave-dickson-DKSDATA>

<https://www.researchgate.net/profile/David-Dickson-7>

<https://www.facebook.com/dksdata>

<https://www.facebook.com/DavidandKarenD/>

ALBERTA REPORTED COVID DEATHS:										
Reported March 1st, 2023 - Data up to February 27th, 2023										
Count	Date reported	Alberta Health Services Zone	Gender	Age group	Death status	Case type	Not Present	Reported Dead	Days 'with' COVID	Count in File
1	2022-09-07	Calgary Zone	Male	80+ years	Died	Confirmed	2023-02-20	2023-02-27	173	1
2	2022-10-08	North Zone	Male	80+ years	Died	Confirmed	2023-02-20	2023-02-27	142	2
3	2022-11-18	Central Zone	Male	80+ years	Died	Confirmed	2023-02-20	2023-02-27	101	3
4	2022-11-21	North Zone	Female	80+ years	Died	Confirmed	2023-02-20	2023-02-27	98	4
5	2022-11-27	Central Zone	Male	70-79 year	Died	Confirmed	2023-02-20	2023-02-27	92	5
6	2022-12-04	Central Zone	Female	70-79 year	Died	Confirmed	2023-02-20	2023-02-27	85	6
7	2022-12-12	Central Zone	Female	80+ years	Died	Confirmed	2023-02-20	2023-02-27	77	7
8	2022-12-15	North Zone	Male	80+ years	Died	Confirmed	2023-02-20	2023-02-27	74	8
9	2022-12-20	Calgary Zone	Male	80+ years	Died	Confirmed	2023-02-20	2023-02-27	69	9
10	2022-12-20	Central Zone	Male	80+ years	Died	Confirmed	2023-02-20	2023-02-27	69	10
11	2022-12-22	Edmonton Zone	Male	80+ years	Died	Confirmed	2023-02-20	2023-02-27	67	11
12	2022-12-22	Edmonton Zone	Male	80+ years	Died	Confirmed	2023-02-20	2023-02-27	67	12
13	2022-12-24	Calgary Zone	Female	80+ years	Died	Confirmed	2023-02-20	2023-02-27	65	13
14	2022-12-26	Central Zone	Male	80+ years	Died	Confirmed	2023-02-20	2023-02-27	63	14
15	2022-12-26	Edmonton Zone	Male	60-69 year	Died	Confirmed	2023-02-20	2023-02-27	63	15
16	2022-12-27	Central Zone	Male	80+ years	Died	Confirmed	2023-02-20	2023-02-27	62	16
17	2022-12-27	Edmonton Zone	Female	80+ years	Died	Confirmed	2023-02-20	2023-02-27	62	17
18	2022-12-29	Calgary Zone	Male	80+ years	Died	Confirmed	2023-02-20	2023-02-27	60	18
19	2022-12-31	North Zone	Female	40-49 year	Died	Confirmed	2023-02-20	2023-02-27	58	19
20	2023-01-02	Central Zone	Female	70-79 year	Died	Confirmed	2023-02-20	2023-02-27	56	20
21	2023-01-02	Edmonton Zone	Female	60-69 year	Died	Confirmed	2023-02-20	2023-02-27	56	21
22	2023-01-05	Calgary Zone	Female	70-79 year	Died	Confirmed	2023-02-20	2023-02-27	53	22
23	2023-01-05	Edmonton Zone	Male	60-69 year	Died	Confirmed	2023-02-20	2023-02-27	53	23
24	2023-01-05	Edmonton Zone	Male	60-69 year	Died	Confirmed	2023-02-20	2023-02-27	53	24
25	2023-01-06	Central Zone	Male	80+ years	Died	Confirmed	2023-02-20	2023-02-27	52	25
26	2023-01-06	Edmonton Zone	Male	50-59 year	Died	Confirmed	2023-02-20	2023-02-27	52	26
27	2023-01-09	Edmonton Zone	Female	70-79 year	Died	Confirmed	2023-02-20	2023-02-27	49	27
28	2023-01-09	Edmonton Zone	Male	60-69 year	Died	Confirmed	2023-02-20	2023-02-27	49	28
29	2023-01-10	Central Zone	Male	70-79 year	Died	Confirmed	2023-02-20	2023-02-27	48	29
30	2023-01-10	Edmonton Zone	Male	70-79 year	Died	Confirmed	2023-02-20	2023-02-27	48	30
31	2023-01-10	North Zone	Female	30-39 year	Died	Confirmed	2023-02-20	2023-02-27	48	31
32	2023-01-12	South Zone	Male	70-79 year	Died	Confirmed	2023-02-20	2023-02-27	46	32
33	2023-01-13	Edmonton Zone	Female	50-59 year	Died	Confirmed	2023-02-20	2023-02-27	45	33
34	2023-01-14	Central Zone	Male	60-69 year	Died	Confirmed	2023-02-20	2023-02-27	44	34
35	2023-01-20	Edmonton Zone	Male	70-79 year	Died	Confirmed	2023-02-20	2023-02-27	38	35
36	2023-01-21	Edmonton Zone	Female	80+ years	Died	Confirmed	2023-02-20	2023-02-27	37	36
37	2023-01-27	Edmonton Zone	Female	70-79 year	Died	Confirmed	2023-02-20	2023-02-27	31	37
38	2023-02-03	Central Zone	Female	70-79 year	Died	Confirmed	2023-02-20	2023-02-27	24	38
39	2023-02-05	Calgary Zone	Male	80+ years	Died	Confirmed	2023-02-20	2023-02-27	22	39
40	2023-02-12	Edmonton Zone	Male	70-79 year	Died	Confirmed	2023-02-20	2023-02-27	15	40
41	2023-02-16	Edmonton Zone	Male	70-79 year	Died	Confirmed	2023-02-20	2023-02-27	11	41
42	2023-02-17	Edmonton Zone	Female	70-79 year	Died	Confirmed	2023-02-20	2023-02-27	10	42
43	2023-02-17	Edmonton Zone	Male	80+ years	Died	Confirmed	2023-02-20	2023-02-27	10	43
44	2023-02-18	Edmonton Zone	Female	40-49 year	Died	Confirmed	2023-02-20	2023-02-27	9	44
45	2023-02-18	South Zone	Male	80+ years	Died	Confirmed	2023-02-20	2023-02-27	9	45
46	2023-02-24	North Zone	Female	70-79 year	Died	Confirmed	2023-02-20	2023-02-27	3	46

Monday Feb 27, 2023										
Age group	Population	1 dose	% of population with 1 dose	2 doses	% of population with 2 doses	3 doses	% of population with 3 doses	4 doses	Total administered	Total administered
	237,044	14,121	4.25%	350	1.40%	0	0.00%	0	0.00%	1,534
	217,106	20,455	9.42%	10,759	4.96%	10	0.00%	0	0.00%	31,725
	391,068	204,475	52.29%	153,907	39.36%	19,622	5.02%	51	0.01%	378,055
	162,400	144,588	89.03%	140,680	86.63%	28,371	17.47%	4,625	2.85%	318,269
	256,523	225,582	87.94%	215,208	83.89%	63,022	24.57%	13,533	5.28%	517,101
	276,617	241,819	87.42%	227,516	82.25%	77,735	28.10%	17,921	6.48%	564,365
	313,935	284,859	91.03%	250,202	79.70%	91,468	29.14%	24,526	7.81%	630,203
	355,845	303,818	85.38%	289,850	81.45%	117,503	33.02%	38,018	10.68%	748,011
	358,781	316,117	88.11%	304,678	84.92%	136,705	38.10%	47,142	13.14%	803,388
	318,435	286,041	89.73%	279,322	87.44%	140,396	43.95%	49,472	15.49%	754,769
	289,414	259,189	89.57%	252,371	87.54%	138,483	48.01%	53,037	18.36%	702,236
	268,416	244,356	91.22%	238,270	89.44%	145,268	54.53%	64,871	24.35%	692,024
	284,174	257,136	90.49%	248,859	87.57%	164,832	58.00%	86,377	30.40%	756,572
	264,112	251,121	95.08%	244,201	92.46%	181,113	68.57%	122,057	46.55%	708,940
	209,854	206,261	98.29%	202,349	96.42%	168,195	80.15%	138,378	65.84%	714,909
	157,684	155,883	98.86%	155,273	98.47%	133,798	84.85%	142,093	90.11%	586,890
	103,069	99,458	96.50%	98,296	95.37%	91,532	88.81%	112,636	109.28%	401,829
	68,562	65,245	95.12%	64,479	94.00%	59,037	86.07%	72,395	105.54%	281,139
	44,279	41,439	93.59%	40,935	92.45%	37,380	84.42%	45,315	102.34%	165,055
	27,903	26,201	93.90%	25,911	92.86%	24,372	87.35%	30,706	110.05%	107,165
	0	32,243	65.97%	14,281	29.22%	2,282	4.88%	67	0.14%	48,973
	3,442,268	3,143,987	91.33%	3,024,302	87.86%	1,743,443	50.65%	1,052,666	30.58%	8,955,795
	3,759,041	3,421,956	91.06%	3,292,794	87.62%	1,801,495	47.94%	1,064,069	28.31%	9,571,701
	4,149,109	3,626,431	87.40%	3,446,701	83.07%	1,821,117	43.89%	1,064,120	25.65%	9,946,756
	4,416,692	3,649,672	82.63%	3,458,429	78.30%	1,821,127	41.23%	1,064,120	24.09%	9,946,299

Change Monday Feb 20, 2023 - Monday Feb 27, 2023										
Age group	Dose 1	Dose 2	Dose 3	Dose 4	Total administered	Increase per day 1	Increase per day 2	Increase per day 3	Increase per day 4	
6m-11m	7	1	0	0	0	4	13	25	0	
01-04	91	178	0	0	341	4	3	1	0	
05-11	57	124	23	4	208	8	18	3	1	
12-15	18	16	68	46	150	3	2	10	7	
15-19	11	17	104	121	253	2	2	15	17	
20-24	19	21	77	136	250	3	3	11	19	
25-29	23	29	60	140	249	3	4	9	20	
30-34	23	32	77	280	412	3	5	11	40	
35-39	31	28	73	325	436	3	4	10	46	
40-44	13	19	57	274	361	2	3	8	38	
45-49	10	14	49	307	380	1	2	7	44	
50-54	3	5	40	382	430	0	1	6	55	
55-59	12	14	40	457	523	2	2	6	65	
60-64	11	9	31	633	684	2	1	4	90	
65-69	5	5	27	752	789	1	1	4	107	
70-74	2	5	19	479	505	0	1	3	68	
75-79	4	4	4	335	347	1	1	1	48	
80-84	1	2	6	170	179	0	0	1	24	
85-89	1	1	4	137	141	0	0	1	26	
90+	0	0	1	105	106	0	0	0	15	
Unknown	2	0	110	13	115	0	0	16	2	
18+	149	196	721	4,990	6,040	21	28	103	713	
12+	173	221	847	5,092	6,317	25	32	121	727	
5+	230	345	870	5,096	6,525	33	49	124	728	
ALL	385	553	869	5,096	6,970	55	79	124	728	

Alberta COVID update

<https://www.alberta.ca/stats/covid-19-alberta-statistics.htm#vaccinations>

<https://www.alberta.ca/data/stats/covid-19-alberta-statistics-data.csv>

LIES, DAMNED LIES AND SADISTICS

WITH DAVID DICKSON

Episode 7

Colouring Between the Lies

<https://dksdata.com/COVID19>

<https://twitter.com/dksdata/>

<https://rumble.com/user/dksdata/>

<https://www.youtube.com/user/dksdata/>

<https://www.bitchute.com/channel/84TyFCzLhbGG/>

<https://www.linkedin.com/in/dave-dickson-DKSDATA>

<https://www.researchgate.net/profile/David-Dickson-7>

<https://www.facebook.com/dksdata>

<https://www.facebook.com/DavidandKarenD/>

If they are Manipulating Data, why look at it?
How many deaths 'involving' COVID were there and when. Why dates matter.

The week of February 21st to February 27th in Alberta.

Dead reported (on March 1st) Were 46.

This is both in the downloadable Data and the main dashboard.

But how many people actually died in that week as COVID involved?

Alberta COVID update

<https://www.alberta.ca/data/stats/covid-19-alberta-statistics-data.csv>

ALBERTA REPORTED COVID DEATHS:

Reported March 1st, 2023 - Data up to Februaury 27th, 2023

Count	Date reported	Alberta Health Services Zone	Gender	Age group	Death status	Case type	Not Present	Reported Dead	Days 'with' COVID	Count in File
1	2022-09-07	Calgary Zone	Male	80+ years	Died	Confirmed	2023-02-20	2023-02-27	173	1
2	2022-10-08	North Zone	Male	80+ years	Died	Confirmed	2023-02-20	2023-02-27	142	2
3	2022-11-18	Central Zone	Male	80+ years	Died	Confirmed	2023-02-20	2023-02-27	101	3
4	2022-11-21	North Zone	Female	80+ years	Died	Confirmed	2023-02-20	2023-02-27	98	4
5	2022-11-27	Central Zone	Male	70-79 yea	Died	Confirmed	2023-02-20	2023-02-27	92	5
6	2022-12-04	Central Zone	Female	70-79 yea	Died	Confirmed	2023-02-20	2023-02-27	85	6
7	2022-12-12	Central Zone	Female	80+ years	Died	Confirmed	2023-02-20	2023-02-27	77	7
8	2022-12-15	North Zone	Male	80+ years	Died	Confirmed	2023-02-20	2023-02-27	74	8
9	2022-12-20	Calgary Zone	Male	80+ years	Died	Confirmed	2023-02-20	2023-02-27	69	9
10	2022-12-20	Central Zone	Male	80+ years	Died	Confirmed	2023-02-20	2023-02-27	69	10
11	2022-12-22	Edmonton Zone	Male	80+ years	Died	Confirmed	2023-02-20	2023-02-27	67	11
12	2022-12-22	Edmonton Zone	Male	80+ years	Died	Confirmed	2023-02-20	2023-02-27	67	12
13	2022-12-24	Calgary Zone	Female	80+ years	Died	Confirmed	2023-02-20	2023-02-27	65	13
14	2022-12-26	Central Zone	Male	80+ years	Died	Confirmed	2023-02-20	2023-02-27	63	14
15	2022-12-26	Edmonton Zone	Male	60-69 yea	Died	Confirmed	2023-02-20	2023-02-27	63	15
16	2022-12-27	Central Zone	Male	80+ years	Died	Confirmed	2023-02-20	2023-02-27	62	16
17	2022-12-27	Edmonton Zone	Female	80+ years	Died	Confirmed	2023-02-20	2023-02-27	62	17
18	2022-12-29	Calgary Zone	Male	80+ years	Died	Confirmed	2023-02-20	2023-02-27	60	18
19	2022-12-31	North Zone	Female	40-49 yea	Died	Confirmed	2023-02-20	2023-02-27	58	19
20	2023-01-02	Central Zone	Female	70-79 yea	Died	Confirmed	2023-02-20	2023-02-27	56	20
21	2023-01-02	Edmonton Zone	Female	60-69 yea	Died	Confirmed	2023-02-20	2023-02-27	56	21
22	2023-01-05	Calgary Zone	Female	70-79 yea	Died	Confirmed	2023-02-20	2023-02-27	53	22
23	2023-01-05	Edmonton Zone	Male	60-69 yea	Died	Confirmed	2023-02-20	2023-02-27	53	23
24	2023-01-05	Edmonton Zone	Male	60-69 yea	Died	Confirmed	2023-02-20	2023-02-27	53	24
25	2023-01-06	Central Zone	Male	80+ years	Died	Confirmed	2023-02-20	2023-02-27	52	25
26	2023-01-06	Edmonton Zone	Male	50-59 yea	Died	Confirmed	2023-02-20	2023-02-27	52	26
27	2023-01-09	Edmonton Zone	Female	70-79 yea	Died	Confirmed	2023-02-20	2023-02-27	49	27
28	2023-01-09	Edmonton Zone	Male	60-69 yea	Died	Confirmed	2023-02-20	2023-02-27	49	28
29	2023-01-10	Central Zone	Male	70-79 yea	Died	Confirmed	2023-02-20	2023-02-27	48	29
30	2023-01-10	Edmonton Zone	Male	70-79 yea	Died	Confirmed	2023-02-20	2023-02-27	48	30
31	2023-01-10	North Zone	Female	30-39 yea	Died	Confirmed	2023-02-20	2023-02-27	48	31
32	2023-01-12	South Zone	Male	70-79 yea	Died	Confirmed	2023-02-20	2023-02-27	46	32
33	2023-01-13	Edmonton Zone	Female	50-59 yea	Died	Confirmed	2023-02-20	2023-02-27	45	33
34	2023-01-14	Central Zone	Male	60-69 yea	Died	Confirmed	2023-02-20	2023-02-27	44	34
35	2023-01-20	Edmonton Zone	Male	70-79 yea	Died	Confirmed	2023-02-20	2023-02-27	38	35
36	2023-01-21	Edmonton Zone	Female	80+ years	Died	Confirmed	2023-02-20	2023-02-27	37	36
37	2023-01-27	Edmonton Zone	Female	70-79 yea	Died	Confirmed	2023-02-20	2023-02-27	31	37
38	2023-02-03	Central Zone	Female	70-79 yea	Died	Confirmed	2023-02-20	2023-02-27	24	38
39	2023-02-05	Calgary Zone	Male	80+ years	Died	Confirmed	2023-02-20	2023-02-27	22	39
40	2023-02-12	Edmonton Zone	Male	70-79 yea	Died	Confirmed	2023-02-20	2023-02-27	15	40
41	2023-02-16	Edmonton Zone	Male	70-79 yea	Died	Confirmed	2023-02-20	2023-02-27	11	41
42	2023-02-17	Edmonton Zone	Female	70-79 yea	Died	Confirmed	2023-02-20	2023-02-27	10	42
43	2023-02-17	Edmonton Zone	Male	80+ years	Died	Confirmed	2023-02-20	2023-02-27	10	43
44	2023-02-18	Edmonton Zone	Female	40-49 yea	Died	Confirmed	2023-02-20	2023-02-27	9	44
45	2023-02-18	South Zone	Male	80+ years	Died	Confirmed	2023-02-20	2023-02-27	9	45
46	2023-02-24	North Zone	Female	70-79 yea	Died	Confirmed	2023-02-20	2023-02-27	3	46

LIES, DAMNED LIES AND SADISTICS

WITH DAVID DICKSON

Episode 7

Colouring Between the Lies

<https://dksdata.com/COVID19>

<https://twitter.com/dksdata/>

<https://rumble.com/user/dksdata/>

<https://www.youtube.com/user/dksdata/>

<https://www.bitchute.com/channel/84TyFcZLhbGG/>

<https://www.linkedin.com/in/dave-dickson-DKSDATA>

<https://www.researchgate.net/profile/David-Dickson-7>

<https://www.facebook.com/dksdata>

<https://www.facebook.com/DavidandKarenD/>

If they are Manipulating Data, why look at it?

How many deaths 'involving' COVID were there and when. Why dates matter.

ALBERTA REPORTED COVID DEATHS:										
Reported March 1st, 2023 - Data up to Febrary 27th, 2023										
Count	Date reported	Alberta Health Services Zone	Gender	Age group	Death status	Case type	Not Present	Reported Dead	Days with COVID	Count in File
1	2022-09-07	Calgary Zone	Male	80+ years	Died	Confirmed	2023-02-20	2023-02-27	173	1
2	2022-10-08	North Zone	Male	80+ years	Died	Confirmed	2023-02-20	2023-02-27	142	2
3	2022-11-18	Central Zone	Male	80+ years	Died	Confirmed	2023-02-20	2023-02-27	101	3
4	2022-11-21	North Zone	Female	80+ years	Died	Confirmed	2023-02-20	2023-02-27	98	4
5	2022-11-27	Central Zone	Male	70-79 yea	Died	Confirmed	2023-02-20	2023-02-27	92	5
6	2022-12-04	Central Zone	Female	70-79 yea	Died	Confirmed	2023-02-20	2023-02-27	85	6
7	2022-12-12	Central Zone	Female	80+ years	Died	Confirmed	2023-02-20	2023-02-27	77	7
8	2022-12-15	North Zone	Male	80+ years	Died	Confirmed	2023-02-20	2023-02-27	74	8
9	2022-12-20	Calgary Zone	Male	80+ years	Died	Confirmed	2023-02-20	2023-02-27	69	9
10	2022-12-20	Central Zone	Male	80+ years	Died	Confirmed	2023-02-20	2023-02-27	69	10
11	2022-12-22	Edmonton Zone	Male	80+ years	Died	Confirmed	2023-02-20	2023-02-27	67	11
12	2022-12-22	Edmonton Zone	Male	80+ years	Died	Confirmed	2023-02-20	2023-02-27	67	12
13	2022-12-24	Calgary Zone	Female	80+ years	Died	Confirmed	2023-02-20	2023-02-27	65	13
14	2022-12-26	Central Zone	Male	80+ years	Died	Confirmed	2023-02-20	2023-02-27	63	14
15	2022-12-26	Edmonton Zone	Male	60-69 yea	Died	Confirmed	2023-02-20	2023-02-27	63	15
16	2022-12-27	Central Zone	Male	80+ years	Died	Confirmed	2023-02-20	2023-02-27	62	16
17	2022-12-27	Edmonton Zone	Female	80+ years	Died	Confirmed	2023-02-20	2023-02-27	62	17
18	2022-12-29	Calgary Zone	Male	80+ years	Died	Confirmed	2023-02-20	2023-02-27	60	18
19	2022-12-31	North Zone	Female	40-49 yea	Died	Confirmed	2023-02-20	2023-02-27	58	19
20	2023-01-02	Central Zone	Female	70-79 yea	Died	Confirmed	2023-02-20	2023-02-27	56	20
21	2023-01-02	Edmonton Zone	Female	60-69 yea	Died	Confirmed	2023-02-20	2023-02-27	56	21
22	2023-01-05	Calgary Zone	Female	70-79 yea	Died	Confirmed	2023-02-20	2023-02-27	53	22
23	2023-01-05	Edmonton Zone	Male	60-69 yea	Died	Confirmed	2023-02-20	2023-02-27	53	23
24	2023-01-05	Edmonton Zone	Male	60-69 yea	Died	Confirmed	2023-02-20	2023-02-27	53	24
25	2023-01-06	Central Zone	Male	80+ years	Died	Confirmed	2023-02-20	2023-02-27	52	25
26	2023-01-06	Edmonton Zone	Male	50-59 yea	Died	Confirmed	2023-02-20	2023-02-27	52	26
27	2023-01-09	Edmonton Zone	Female	70-79 yea	Died	Confirmed	2023-02-20	2023-02-27	49	27
28	2023-01-09	Edmonton Zone	Male	60-69 yea	Died	Confirmed	2023-02-20	2023-02-27	49	28
29	2023-01-10	Central Zone	Male	70-79 yea	Died	Confirmed	2023-02-20	2023-02-27	48	29
30	2023-01-10	Edmonton Zone	Male	70-79 yea	Died	Confirmed	2023-02-20	2023-02-27	48	30
31	2023-01-10	North Zone	Female	30-39 yea	Died	Confirmed	2023-02-20	2023-02-27	48	31
32	2023-01-12	South Zone	Male	70-79 yea	Died	Confirmed	2023-02-20	2023-02-27	46	32
33	2023-01-13	Edmonton Zone	Female	50-59 yea	Died	Confirmed	2023-02-20	2023-02-27	45	33
34	2023-01-14	Central Zone	Male	60-69 yea	Died	Confirmed	2023-02-20	2023-02-27	44	34
35	2023-01-20	Edmonton Zone	Male	70-79 yea	Died	Confirmed	2023-02-20	2023-02-27	38	35
36	2023-01-21	Edmonton Zone	Female	80+ years	Died	Confirmed	2023-02-20	2023-02-27	37	36
37	2023-01-27	Edmonton Zone	Female	70-79 yea	Died	Confirmed	2023-02-20	2023-02-27	31	37
38	2023-02-03	Central Zone	Female	70-79 yea	Died	Confirmed	2023-02-20	2023-02-27	24	38
39	2023-02-05	Calgary Zone	Male	80+ years	Died	Confirmed	2023-02-20	2023-02-27	22	39
40	2023-02-12	Edmonton Zone	Male	70-79 yea	Died	Confirmed	2023-02-20	2023-02-27	15	40
41	2023-02-16	Edmonton Zone	Male	70-79 yea	Died	Confirmed	2023-02-20	2023-02-27	11	41
42	2023-02-17	Edmonton Zone	Female	70-79 yea	Died	Confirmed	2023-02-20	2023-02-27	10	42
43	2023-02-17	Edmonton Zone	Male	80+ years	Died	Confirmed	2023-02-20	2023-02-27	10	43
44	2023-02-18	Edmonton Zone	Female	40-49 yea	Died	Confirmed	2023-02-20	2023-02-27	9	44
45	2023-02-18	South Zone	Male	80+ years	Died	Confirmed	2023-02-20	2023-02-27	9	45
46	2023-02-24	North Zone	Female	70-79 yea	Died	Confirmed	2023-02-20	2023-02-27	3	46

Alberta COVID update

<https://www.alberta.ca/data/stats/covid-19-alberta-statistics-data.csv>

Manipulating the Data

Alberta Health Data: By Death/Removed Reported Date

<https://www.alberta.ca/data/stats/covid-19-alberta-statistics-data.csv>

Comparing 2020, 2021 to 2023 (Year on Year)

From	To	Reported COVID Deaths	Reversed COVID Deaths	Finalized COVID Deaths	Days	Deaths Per Day	Reversed Per Day
2020-03-20	2020-12-31	1,103	57	1,046	286	3.86	0.2
2021-01-01	2021-12-31	2,334	70	2,264	364	6.41	0.2
2022-01-01	2022-12-31	2,242	201	2,041	364	6.16	0.6
2023-01-01	2023-02-27	286	35	251	57	5.02	0.6
Total		5,965	363	5,602			
Alberta Dashboard				5,602			

Alberta Health Data: By COVID DIAGNOSIS DATE

<https://www.alberta.ca/data/stats/covid-19-alberta-statistics-data.csv>

Comparing 2020, 2021 to 2023 (Year on Year)

From	To	Reported COVID Deaths	Reversed COVID Deaths	Finalized COVID Deaths	Days	Deaths Per Day	Reversed Per Day
2020-03-20	2020-12-31	1,648	115	1,533	286	5.76	0.4
2021-01-01	2021-12-31	1,923	90	1,833	364	5.28	0.2
2022-01-01	2022-12-31	2,283	157	2,126	364	6.27	0.4
2023-01-01	2023-02-27	111	1	110	57	1.95	0.0
Total		5,965	363	5,602			
Alberta Dashboard				5,602			

Year	Reported Deaths Moved
2020	545 additional deaths in 2020
2021	-411 (less) deaths in 2021
2022	41 additional deaths in 2022
2023	-175 (less) deaths in 2023

Year	Final Reported Deaths Moved
2020	487 additional deaths in 2020
2021	-431 (less) deaths in 2021
2022	85 additional deaths in 2022
2023	-141 (less) deaths in 2023

LIES, DAMNED LIES AND SADISTICS

WITH DAVID DICKSON

Episode 7

Colouring Between the Lies

<https://dksdata.com/COVID19>

<https://twitter.com/dksdata/>

<https://rumble.com/user/dksdata/>

<https://www.youtube.com/user/dksdata/>

<https://www.bitchute.com/channel/84TyFcZLhbGG/>

<https://www.linkedin.com/in/dave-dickson-DKSDATA>

<https://www.researchgate.net/profile/David-Dickson-7>

<https://www.facebook.com/dksdata>

<https://www.facebook.com/DavidandKarenD/>

If they are Manipulating Data, why look at it?

How many deaths 'involving' COVID were there and when. Why dates matter.

A fair assumption from all the published data is that there were 1,046 reported deaths in 2020.

Sort the data by the date as was reported, or look at Health Canada data up to Mid September 2022 and that is the number you see.

But what if that too was a manipulation?

Alberta COVID update

<https://www.alberta.ca/data/stats/covid-19-alberta-statistics-data.csv>

ALBERTA REPORTED COVID DEATHS:

Reported March 1st, 2023 - Data up to Febrary 27th, 2023

Count	Date reported	Alberta Health Services Zone	Gender	Age group	Death status	Case type	Not Present	Reported Dead	Days 'with' COVID	Count in File
1	2022-09-07	Calgary Zone	Male	80+ years	Died	Confirmed	2023-02-20	2023-02-27	173	1
2	2022-10-08	North Zone	Male	80+ years	Died	Confirmed	2023-02-20	2023-02-27	142	2
3	2022-11-18	Central Zone	Male	80+ years	Died	Confirmed	2023-02-20	2023-02-27	101	3
4	2022-11-21	North Zone	Female	80+ years	Died	Confirmed	2023-02-20	2023-02-27	98	4
5	2022-11-27	Central Zone	Male	70-79 yea	Died	Confirmed	2023-02-20	2023-02-27	92	5
6	2022-12-04	Central Zone	Female	70-79 yea	Died	Confirmed	2023-02-20	2023-02-27	85	6
7	2022-12-12	Central Zone	Female	80+ years	Died	Confirmed	2023-02-20	2023-02-27	77	7
8	2022-12-15	North Zone	Male	80+ years	Died	Confirmed	2023-02-20	2023-02-27	74	8
9	2022-12-20	Calgary Zone	Male	80+ years	Died	Confirmed	2023-02-20	2023-02-27	69	9
10	2022-12-20	Central Zone	Male	80+ years	Died	Confirmed	2023-02-20	2023-02-27	69	10
11	2022-12-22	Edmonton Zone	Male	80+ years	Died	Confirmed	2023-02-20	2023-02-27	67	11
12	2022-12-22	Edmonton Zone	Male	80+ years	Died	Confirmed	2023-02-20	2023-02-27	67	12
13	2022-12-24	Calgary Zone	Female	80+ years	Died	Confirmed	2023-02-20	2023-02-27	65	13
14	2022-12-26	Central Zone	Male	80+ years	Died	Confirmed	2023-02-20	2023-02-27	63	14
15	2022-12-26	Edmonton Zone	Male	60-69 yea	Died	Confirmed	2023-02-20	2023-02-27	63	15
16	2022-12-27	Central Zone	Male	80+ years	Died	Confirmed	2023-02-20	2023-02-27	62	16
17	2022-12-27	Edmonton Zone	Female	80+ years	Died	Confirmed	2023-02-20	2023-02-27	62	17
18	2022-12-29	Calgary Zone	Male	80+ years	Died	Confirmed	2023-02-20	2023-02-27	60	18
19	2022-12-31	North Zone	Female	40-49 yea	Died	Confirmed	2023-02-20	2023-02-27	58	19
20	2023-01-02	Central Zone	Female	70-79 yea	Died	Confirmed	2023-02-20	2023-02-27	56	20
21	2023-01-02	Edmonton Zone	Female	60-69 yea	Died	Confirmed	2023-02-20	2023-02-27	56	21
22	2023-01-05	Calgary Zone	Female	70-79 yea	Died	Confirmed	2023-02-20	2023-02-27	53	22
23	2023-01-05	Edmonton Zone	Male	60-69 yea	Died	Confirmed	2023-02-20	2023-02-27	53	23
24	2023-01-05	Edmonton Zone	Male	60-69 yea	Died	Confirmed	2023-02-20	2023-02-27	53	24
25	2023-01-06	Central Zone	Male	80+ years	Died	Confirmed	2023-02-20	2023-02-27	52	25
26	2023-01-06	Edmonton Zone	Male	50-59 yea	Died	Confirmed	2023-02-20	2023-02-27	52	26
27	2023-01-09	Edmonton Zone	Female	70-79 yea	Died	Confirmed	2023-02-20	2023-02-27	49	27
28	2023-01-09	Edmonton Zone	Male	60-69 yea	Died	Confirmed	2023-02-20	2023-02-27	49	28
29	2023-01-10	Central Zone	Male	70-79 yea	Died	Confirmed	2023-02-20	2023-02-27	48	29
30	2023-01-10	Edmonton Zone	Male	70-79 yea	Died	Confirmed	2023-02-20	2023-02-27	48	30
31	2023-01-10	North Zone	Female	30-39 yea	Died	Confirmed	2023-02-20	2023-02-27	48	31
32	2023-01-12	South Zone	Male	70-79 yea	Died	Confirmed	2023-02-20	2023-02-27	46	32
33	2023-01-13	Edmonton Zone	Female	50-59 yea	Died	Confirmed	2023-02-20	2023-02-27	45	33
34	2023-01-14	Central Zone	Male	60-69 yea	Died	Confirmed	2023-02-20	2023-02-27	44	34
35	2023-01-20	Edmonton Zone	Male	70-79 yea	Died	Confirmed	2023-02-20	2023-02-27	38	35
36	2023-01-21	Edmonton Zone	Female	80+ years	Died	Confirmed	2023-02-20	2023-02-27	37	36
37	2023-01-27	Edmonton Zone	Female	70-79 yea	Died	Confirmed	2023-02-20	2023-02-27	31	37
38	2023-02-03	Central Zone	Female	70-79 yea	Died	Confirmed	2023-02-20	2023-02-27	24	38
39	2023-02-05	Calgary Zone	Male	80+ years	Died	Confirmed	2023-02-20	2023-02-27	22	39
40	2023-02-12	Edmonton Zone	Male	70-79 yea	Died	Confirmed	2023-02-20	2023-02-27	15	40
41	2023-02-16	Edmonton Zone	Male	70-79 yea	Died	Confirmed	2023-02-20	2023-02-27	11	41
42	2023-02-17	Edmonton Zone	Female	70-79 yea	Died	Confirmed	2023-02-20	2023-02-27	10	42
43	2023-02-17	Edmonton Zone	Male	80+ years	Died	Confirmed	2023-02-20	2023-02-27	10	43
44	2023-02-18	Edmonton Zone	Female	40-49 yea	Died	Confirmed	2023-02-20	2023-02-27	9	44
45	2023-02-18	South Zone	Male	80+ years	Died	Confirmed	2023-02-20	2023-02-27	9	45
46	2023-02-24	North Zone	Female	70-79 yea	Died	Confirmed	2023-02-20	2023-02-27	3	46

LIES, DAMNED LIES AND SADISTICS

WITH DAVID DICKSON

Episode 7

Colouring Between the Lies

<https://dksdata.com/COVID19>

<https://twitter.com/dksdata/>

<https://rumble.com/user/dksdata/>

<https://www.youtube.com/user/dksdata/>

<https://www.bitchute.com/channel/84TyFCzLhbGG/>

<https://www.linkedin.com/in/dave-dickson-DKSDATA>

<https://www.researchgate.net/profile/David-Dickson-7>

<https://www.facebook.com/dksdata>

<https://www.facebook.com/DavidandKarenD/>

If they are Manipulating Data, why look at it?

How many deaths 'involving' COVID were there and when. Why dates matter.

ALBERTA REPORTED COVID DEATHS:										
Reported March 1st, 2023 - Data up to Febrary 27th, 2023										
Count	Date reported	Alberta Health Services Zone	Gender	Age group	Death status	Case type	Not Present	Reported Dead	Days with COVID	Count in File
1	2022-09-07	Calgary Zone	Male	80+ years	Died	Confirmed	2023-02-20	2023-02-27	173	1
2	2022-10-08	North Zone	Male	80+ years	Died	Confirmed	2023-02-20	2023-02-27	142	2
3	2022-11-18	Central Zone	Male	80+ years	Died	Confirmed	2023-02-20	2023-02-27	101	3
4	2022-11-21	North Zone	Female	80+ years	Died	Confirmed	2023-02-20	2023-02-27	98	4
5	2022-11-27	Central Zone	Male	70-79 yea	Died	Confirmed	2023-02-20	2023-02-27	92	5
6	2022-12-04	Central Zone	Female	70-79 yea	Died	Confirmed	2023-02-20	2023-02-27	85	6
7	2022-12-12	Central Zone	Female	80+ years	Died	Confirmed	2023-02-20	2023-02-27	77	7
8	2022-12-15	North Zone	Male	80+ years	Died	Confirmed	2023-02-20	2023-02-27	74	8
9	2022-12-20	Calgary Zone	Male	80+ years	Died	Confirmed	2023-02-20	2023-02-27	69	9
10	2022-12-20	Central Zone	Male	80+ years	Died	Confirmed	2023-02-20	2023-02-27	69	10
11	2022-12-22	Edmonton Zone	Male	80+ years	Died	Confirmed	2023-02-20	2023-02-27	67	11
12	2022-12-22	Edmonton Zone	Male	80+ years	Died	Confirmed	2023-02-20	2023-02-27	67	12
13	2022-12-24	Calgary Zone	Female	80+ years	Died	Confirmed	2023-02-20	2023-02-27	65	13
14	2022-12-26	Central Zone	Male	80+ years	Died	Confirmed	2023-02-20	2023-02-27	63	14
15	2022-12-26	Edmonton Zone	Male	60-69 yea	Died	Confirmed	2023-02-20	2023-02-27	63	15
16	2022-12-27	Central Zone	Male	80+ years	Died	Confirmed	2023-02-20	2023-02-27	62	16
17	2022-12-27	Edmonton Zone	Female	80+ years	Died	Confirmed	2023-02-20	2023-02-27	62	17
18	2022-12-29	Calgary Zone	Male	80+ years	Died	Confirmed	2023-02-20	2023-02-27	60	18
19	2022-12-31	North Zone	Female	40-49 yea	Died	Confirmed	2023-02-20	2023-02-27	58	19
20	2023-01-02	Central Zone	Female	70-79 yea	Died	Confirmed	2023-02-20	2023-02-27	56	20
21	2023-01-02	Edmonton Zone	Female	60-69 yea	Died	Confirmed	2023-02-20	2023-02-27	56	21
22	2023-01-05	Calgary Zone	Female	70-79 yea	Died	Confirmed	2023-02-20	2023-02-27	53	22
23	2023-01-05	Edmonton Zone	Male	60-69 yea	Died	Confirmed	2023-02-20	2023-02-27	53	23
24	2023-01-05	Edmonton Zone	Male	60-69 yea	Died	Confirmed	2023-02-20	2023-02-27	53	24
25	2023-01-06	Central Zone	Male	80+ years	Died	Confirmed	2023-02-20	2023-02-27	52	25
26	2023-01-06	Edmonton Zone	Male	50-59 yea	Died	Confirmed	2023-02-20	2023-02-27	52	26
27	2023-01-09	Edmonton Zone	Female	70-79 yea	Died	Confirmed	2023-02-20	2023-02-27	49	27
28	2023-01-09	Edmonton Zone	Male	60-69 yea	Died	Confirmed	2023-02-20	2023-02-27	49	28
29	2023-01-10	Central Zone	Male	70-79 yea	Died	Confirmed	2023-02-20	2023-02-27	48	29
30	2023-01-10	Edmonton Zone	Male	70-79 yea	Died	Confirmed	2023-02-20	2023-02-27	48	30
31	2023-01-10	North Zone	Female	30-39 yea	Died	Confirmed	2023-02-20	2023-02-27	48	31
32	2023-01-12	South Zone	Male	70-79 yea	Died	Confirmed	2023-02-20	2023-02-27	46	32
33	2023-01-13	Edmonton Zone	Female	50-59 yea	Died	Confirmed	2023-02-20	2023-02-27	45	33
34	2023-01-14	Central Zone	Male	60-69 yea	Died	Confirmed	2023-02-20	2023-02-27	44	34
35	2023-01-20	Edmonton Zone	Male	70-79 yea	Died	Confirmed	2023-02-20	2023-02-27	38	35
36	2023-01-21	Edmonton Zone	Female	80+ years	Died	Confirmed	2023-02-20	2023-02-27	37	36
37	2023-01-27	Edmonton Zone	Female	70-79 yea	Died	Confirmed	2023-02-20	2023-02-27	31	37
38	2023-02-03	Central Zone	Female	70-79 yea	Died	Confirmed	2023-02-20	2023-02-27	24	38
39	2023-02-05	Calgary Zone	Male	80+ years	Died	Confirmed	2023-02-20	2023-02-27	22	39
40	2023-02-12	Edmonton Zone	Male	70-79 yea	Died	Confirmed	2023-02-20	2023-02-27	15	40
41	2023-02-16	Edmonton Zone	Male	70-79 yea	Died	Confirmed	2023-02-20	2023-02-27	11	41
42	2023-02-17	Edmonton Zone	Female	70-79 yea	Died	Confirmed	2023-02-20	2023-02-27	10	42
43	2023-02-17	Edmonton Zone	Male	80+ years	Died	Confirmed	2023-02-20	2023-02-27	10	43
44	2023-02-18	Edmonton Zone	Female	40-49 yea	Died	Confirmed	2023-02-20	2023-02-27	9	44
45	2023-02-18	South Zone	Male	80+ years	Died	Confirmed	2023-02-20	2023-02-27	9	45
46	2023-02-24	North Zone	Female	70-79 yea	Died	Confirmed	2023-02-20	2023-02-27	3	46

Alberta COVID update

<https://www.alberta.ca/data/stats/covid-19-alberta-statistics-data.csv>

Manipulating the Data

Alberta Health Data: By Death/Removed PUBLISHED Date

<https://www.alberta.ca/data/stats/covid-19-alberta-statistics-data.csv>

Comparing 2020, 2021 to 2023 (Year on Year)

From	To	Reported COVID Deaths	Reversed COVID Deaths	Finalized COVID Deaths	Days	Deaths Per Day	Reversed Per Day
2020-03-20	2020-12-31	1,103	57	1,046	286	3.86	0.2
2021-01-01	2021-12-31	2,334	70	2,264	364	6.41	0.2
2022-01-01	2022-12-31	2,242	201	2,041	364	6.16	0.6
2023-01-01	2023-02-27	286	35	251	57	5.02	0.6
Total		5,965	363	5,602			
Alberta Dashboard				5,602			

Alberta Health Data: By REPORTED DATE OCCURRED

<https://www.alberta.ca/data/stats/covid-19-alberta-statistics-data.csv>

Comparing 2020, 2021 to 2023 (Year on Year)

From	To	Reported COVID Deaths	Reversed COVID Deaths	Finalized COVID Deaths	Days	Deaths Per Day	Reversed Per Day
2020-03-20	2020-12-31	1,648	115	1,533	286	5.76	0.4
2021-01-01	2021-12-31	1,923	90	1,833	364	5.28	0.2
2022-01-01	2022-12-31	2,283	157	2,126	364	6.27	0.4
2023-01-01	2023-02-27	111	1	110	57	1.95	0.0
Total		5,965	363	5,602			
Alberta Dashboard				5,602			

Year	Reported Deaths Moved
2020	545 additional deaths in 2020
2021	-411 (less) deaths in 2021
2022	41 additional deaths in 2022
2023	-175 (less) deaths in 2023

Year	Final Reported Deaths Moved
2020	487 additional deaths in 2020
2021	-431 (less) deaths in 2021
2022	85 additional deaths in 2022
2023	-141 (less) deaths in 2023

LIES, DAMNED LIES AND SADISTICS

WITH DAVID DICKSON

Episode 7

Colouring Between the Lies

<https://dksdata.com/COVID19>

<https://twitter.com/dksdata/>

<https://rumble.com/user/dksdata/>

<https://www.youtube.com/user/dksdata/>

<https://www.bitchute.com/channel/84TyFcZLhbGG/>

<https://www.linkedin.com/in/dave-dickson-DKSDATA>

<https://www.researchgate.net/profile/David-Dickson-7>

<https://www.facebook.com/dksdata>

<https://www.facebook.com/DavidandKarenD/>

If they are Manipulating Data, why look at it?

How many deaths 'involving' COVID were there and when. Why dates matter.

Manipulating the Data							
Alberta Health Data: By Death/Removed PUBLISHED Date							
https://www.alberta.ca/data/stats/covid-19-alberta-statistics-data.csv							
Comparing 2020, 2021 to 2023 (Year on Year)							
From	To	Reported COVID Deaths	Reversed COVID Deaths	Finalized COVID Deaths	Days	Deaths Per Day	Reversed Per Day
2020-03-20	2020-12-31	1,103	57	1,046	286	3.86	0.2
2021-01-01	2021-12-31	2,334	70	2,264	364	6.41	0.2
2022-01-01	2022-12-31	2,242	201	2,041	364	6.16	0.6
2023-01-01	2023-02-27	286	35	251	57	5.02	0.6
Total		5,965	363	5,602			
Alberta Dashboard				5,602			

Alberta Health Data: By REPORTED DATE OCCURRED							
https://www.alberta.ca/data/stats/covid-19-alberta-statistics-data.csv							
Comparing 2020, 2021 to 2023 (Year on Year)							
From	To	Reported COVID Deaths	Reversed COVID Deaths	Finalized COVID Deaths	Days	Deaths Per Day	Reversed Per Day
2020-03-20	2020-12-31	1,648	115	1,533	286	5.76	0.4
2021-01-01	2021-12-31	1,923	90	1,833	364	5.28	0.2
2022-01-01	2022-12-31	2,283	157	2,126	364	6.27	0.4
2023-01-01	2023-02-27	111	1	110	57	1.95	0.0
Total		5,965	363	5,602			
Alberta Dashboard				5,602			

Year	Reported Deaths Moved	Year	Final Reported Deaths Moved
2020	545 additional deaths in 2020	2020	487 additional deaths in 2020
2021	-411 (less) deaths in 2021	2021	-431 (less) deaths in 2021
2022	41 additional deaths in 2022	2022	85 additional deaths in 2022
2023	-175 (less) deaths in 2023	2023	-141 (less) deaths in 2023

Alberta COVID update

<https://www.alberta.ca/data/stats/covid-19-alberta-statistics-data.csv>

ALBERTA REPORTED COVID DEATHS:										
Reported March 1st, 2023 - Data up to Febraury 27th, 2023										
Count	Date reported	Alberta Health Services Zone	Gender	Age group	Death status	Case type	Not Present	Reported Dead	Days 'with' COVID	Count in File
1	2022-09-07	Calgary Zone	Male	80+ years	Died	Confirmed	2023-02-20	2023-02-27	173	1
2	2022-10-08	North Zone	Male	80+ years	Died	Confirmed	2023-02-20	2023-02-27	142	2
3	2022-11-18	Central Zone	Male	80+ years	Died	Confirmed	2023-02-20	2023-02-27	101	3
4	2022-11-21	North Zone	Female	80+ years	Died	Confirmed	2023-02-20	2023-02-27	98	4
5	2022-11-27	Central Zone	Male	70-79 yea	Died	Confirmed	2023-02-20	2023-02-27	92	5
6	2022-12-04	Central Zone	Female	70-79 yea	Died	Confirmed	2023-02-20	2023-02-27	85	6
7	2022-12-12	Central Zone	Female	80+ years	Died	Confirmed	2023-02-20	2023-02-27	77	7
8	2022-12-15	North Zone	Male	80+ years	Died	Confirmed	2023-02-20	2023-02-27	74	8
9	2022-12-20	Calgary Zone	Male	80+ years	Died	Confirmed	2023-02-20	2023-02-27	69	9
10	2022-12-20	Central Zone	Male	80+ years	Died	Confirmed	2023-02-20	2023-02-27	69	10
11	2022-12-22	Edmonton Zone	Male	80+ years	Died	Confirmed	2023-02-20	2023-02-27	67	11
12	2022-12-22	Edmonton Zone	Male	80+ years	Died	Confirmed	2023-02-20	2023-02-27	67	12
13	2022-12-24	Calgary Zone	Female	80+ years	Died	Confirmed	2023-02-20	2023-02-27	65	13
14	2022-12-26	Central Zone	Male	80+ years	Died	Confirmed	2023-02-20	2023-02-27	63	14
15	2022-12-26	Edmonton Zone	Male	60-69 yea	Died	Confirmed	2023-02-20	2023-02-27	63	15
16	2022-12-27	Central Zone	Male	80+ years	Died	Confirmed	2023-02-20	2023-02-27	62	16
17	2022-12-27	Edmonton Zone	Female	80+ years	Died	Confirmed	2023-02-20	2023-02-27	62	17
18	2022-12-29	Calgary Zone	Male	80+ years	Died	Confirmed	2023-02-20	2023-02-27	60	18
19	2022-12-31	North Zone	Female	40-49 yea	Died	Confirmed	2023-02-20	2023-02-27	58	19
20	2023-01-02	Central Zone	Female	70-79 yea	Died	Confirmed	2023-02-20	2023-02-27	56	20
21	2023-01-02	Edmonton Zone	Female	60-69 yea	Died	Confirmed	2023-02-20	2023-02-27	56	21
22	2023-01-05	Calgary Zone	Female	70-79 yea	Died	Confirmed	2023-02-20	2023-02-27	53	22
23	2023-01-05	Edmonton Zone	Male	60-69 yea	Died	Confirmed	2023-02-20	2023-02-27	53	23
24	2023-01-05	Edmonton Zone	Male	60-69 yea	Died	Confirmed	2023-02-20	2023-02-27	53	24
25	2023-01-06	Central Zone	Male	80+ years	Died	Confirmed	2023-02-20	2023-02-27	52	25
26	2023-01-06	Edmonton Zone	Male	50-59 yea	Died	Confirmed	2023-02-20	2023-02-27	52	26
27	2023-01-09	Edmonton Zone	Female	70-79 yea	Died	Confirmed	2023-02-20	2023-02-27	49	27
28	2023-01-09	Edmonton Zone	Male	60-69 yea	Died	Confirmed	2023-02-20	2023-02-27	49	28
29	2023-01-10	Central Zone	Male	70-79 yea	Died	Confirmed	2023-02-20	2023-02-27	48	29
30	2023-01-10	Edmonton Zone	Male	70-79 yea	Died	Confirmed	2023-02-20	2023-02-27	48	30
31	2023-01-10	North Zone	Female	30-39 yea	Died	Confirmed	2023-02-20	2023-02-27	48	31
32	2023-01-12	South Zone	Male	70-79 yea	Died	Confirmed	2023-02-20	2023-02-27	46	32
33	2023-01-13	Edmonton Zone	Female	50-59 yea	Died	Confirmed	2023-02-20	2023-02-27	45	33
34	2023-01-14	Central Zone	Male	60-69 yea	Died	Confirmed	2023-02-20	2023-02-27	44	34
35	2023-01-20	Edmonton Zone	Male	70-79 yea	Died	Confirmed	2023-02-20	2023-02-27	38	35
36	2023-01-21	Edmonton Zone	Female	80+ years	Died	Confirmed	2023-02-20	2023-02-27	37	36
37	2023-01-27	Edmonton Zone	Female	70-79 yea	Died	Confirmed	2023-02-20	2023-02-27	31	37
38	2023-02-03	Central Zone	Female	70-79 yea	Died	Confirmed	2023-02-20	2023-02-27	24	38
39	2023-02-05	Calgary Zone	Male	80+ years	Died	Confirmed	2023-02-20	2023-02-27	22	39
40	2023-02-12	Edmonton Zone	Male	70-79 yea	Died	Confirmed	2023-02-20	2023-02-27	15	40
41	2023-02-16	Edmonton Zone	Male	70-79 yea	Died	Confirmed	2023-02-20	2023-02-27	11	41
42	2023-02-17	Edmonton Zone	Female	70-79 yea	Died	Confirmed	2023-02-20	2023-02-27	10	42
43	2023-02-17	Edmonton Zone	Male	80+ years	Died	Confirmed	2023-02-20	2023-02-27	10	43
44	2023-02-18	Edmonton Zone	Female	40-49 yea	Died	Confirmed	2023-02-20	2023-02-27	9	44
45	2023-02-18	South Zone	Male	80+ years	Died	Confirmed	2023-02-20	2023-02-27	9	45
46	2023-02-24	North Zone	Female	70-79 yea	Died	Confirmed	2023-02-20	2023-02-27	3	46

LIES, DAMNED LIES AND SADISTICS

WITH DAVID DICKSON

Episode 7

Colouring Between the Lies

<https://dksdata.com/COVID19>

<https://twitter.com/dksdata/>

<https://rumble.com/user/dksdata/>

<https://www.youtube.com/user/dksdata/>

<https://www.bitchute.com/channel/84TyFcZLhbGG/>

<https://www.linkedin.com/in/dave-dickson-DKSDATA>

<https://www.researchgate.net/profile/David-Dickson-7>

<https://www.facebook.com/dksdata>

<https://www.facebook.com/DavidandKarenD/>

If they are Manipulating Data, why look at it?

How many deaths 'involving' COVID were there and when. Why dates matter.

Manipulating the Data							
Alberta Health Data: By Death/Removed PUBLISHED Date							
https://www.alberta.ca/data/stats/covid-19-alberta-statistics-data.csv							
Comparing 2020, 2021 to 2023 (Year on Year)							
From	To	Reported COVID Deaths	Reversed COVID Deaths	Finalized COVID Deaths	Days	Deaths Per Day	Reversed Per Day
2020-03-20	2020-12-31	1,103	57	1,046	286	3.86	0.2
2021-01-01	2021-12-31	2,334	70	2,264	364	6.41	0.2
2022-01-01	2022-12-31	2,242	201	2,041	364	6.16	0.6
2023-01-01	2023-02-27	286	35	251	57	5.02	0.6
Total		5,965	363	5,602			
		Alberta Dashboard		5,602			
Alberta Health Data: By REPORTED DATE OCCURRED							
https://www.alberta.ca/data/stats/covid-19-alberta-statistics-data.csv							
Comparing 2020, 2021 to 2023 (Year on Year)							
From	To	Reported COVID Deaths	Reversed COVID Deaths	Finalized COVID Deaths	Days	Deaths Per Day	Reversed Per Day
2020-03-20	2020-12-31	1,648	115	1,533	286	5.76	0.4
2021-01-01	2021-12-31	1,923	90	1,833	364	5.28	0.2
2022-01-01	2022-12-31	2,283	157	2,126	364	6.27	0.4
2023-01-01	2023-02-27	111	1	110	57	1.95	0.0
Total		5,965	363	5,602			
		Alberta Dashboard		5,602			
Year	Reported Deaths Moved			Year	Final Reported Deaths Moved		
2020	545 additional deaths in 2020			2020	487 additional deaths in 2020		
2021	-411 (less) deaths in 2021			2021	-431 (less) deaths in 2021		
2022	41 additional deaths in 2022			2022	85 additional deaths in 2022		
2023	-175 (less) deaths in 2023			2023	-141 (less) deaths in 2023		

Alberta COVID update

<https://www.alberta.ca/data/stats/covid-19-alberta-statistics-data.csv>

ALBERTA REPORTED COVID DEATHS:										
Reported March 1st, 2023 - Data up to Febraury 27th, 2023										
Count	Date reported	Alberta Health Services Zone	Gender	Age group	Death status	Case type	Not Present	Reported Dead	Days 'with' COVID	Count in File
1	2022-09-07	Calgary Zone	Male	80+ years	Died	Confirmed	2023-02-20	2023-02-27	173	1
2	2022-10-08	North Zone	Male	80+ years	Died	Confirmed	2023-02-20	2023-02-27	142	2
3	2022-11-18	Central Zone	Male	80+ years	Died	Confirmed	2023-02-20	2023-02-27	101	3
4	2022-11-21	North Zone	Female	80+ years	Died	Confirmed	2023-02-20	2023-02-27	98	4
5	2022-11-27	Central Zone	Male	70-79 yea	Died	Confirmed	2023-02-20	2023-02-27	92	5
6	2022-12-04	Central Zone	Female	70-79 yea	Died	Confirmed	2023-02-20	2023-02-27	85	6
7	2022-12-12	Central Zone	Female	80+ years	Died	Confirmed	2023-02-20	2023-02-27	77	7
8	2022-12-15	North Zone	Male	80+ years	Died	Confirmed	2023-02-20	2023-02-27	74	8
9	2022-12-20	Calgary Zone	Male	80+ years	Died	Confirmed	2023-02-20	2023-02-27	69	9
10	2022-12-20	Central Zone	Male	80+ years	Died	Confirmed	2023-02-20	2023-02-27	69	10
11	2022-12-22	Edmonton Zone	Male	80+ years	Died	Confirmed	2023-02-20	2023-02-27	67	11
12	2022-12-22	Edmonton Zone	Male	80+ years	Died	Confirmed	2023-02-20	2023-02-27	67	12
13	2022-12-24	Calgary Zone	Female	80+ years	Died	Confirmed	2023-02-20	2023-02-27	65	13
14	2022-12-26	Central Zone	Male	80+ years	Died	Confirmed	2023-02-20	2023-02-27	63	14
15	2022-12-26	Edmonton Zone	Male	60-69 yea	Died	Confirmed	2023-02-20	2023-02-27	63	15
16	2022-12-27	Central Zone	Male	80+ years	Died	Confirmed	2023-02-20	2023-02-27	62	16
17	2022-12-27	Edmonton Zone	Female	80+ years	Died	Confirmed	2023-02-20	2023-02-27	62	17
18	2022-12-29	Calgary Zone	Male	80+ years	Died	Confirmed	2023-02-20	2023-02-27	60	18
19	2022-12-31	North Zone	Female	40-49 yea	Died	Confirmed	2023-02-20	2023-02-27	58	19
20	2023-01-02	Central Zone	Female	70-79 yea	Died	Confirmed	2023-02-20	2023-02-27	56	20
21	2023-01-02	Edmonton Zone	Female	60-69 yea	Died	Confirmed	2023-02-20	2023-02-27	56	21
22	2023-01-05	Calgary Zone	Female	70-79 yea	Died	Confirmed	2023-02-20	2023-02-27	53	22
23	2023-01-05	Edmonton Zone	Male	60-69 yea	Died	Confirmed	2023-02-20	2023-02-27	53	23
24	2023-01-05	Edmonton Zone	Male	60-69 yea	Died	Confirmed	2023-02-20	2023-02-27	53	24
25	2023-01-06	Central Zone	Male	80+ years	Died	Confirmed	2023-02-20	2023-02-27	52	25
26	2023-01-06	Edmonton Zone	Male	50-59 yea	Died	Confirmed	2023-02-20	2023-02-27	52	26
27	2023-01-09	Edmonton Zone	Female	70-79 yea	Died	Confirmed	2023-02-20	2023-02-27	49	27
28	2023-01-09	Edmonton Zone	Male	60-69 yea	Died	Confirmed	2023-02-20	2023-02-27	49	28
29	2023-01-10	Central Zone	Male	70-79 yea	Died	Confirmed	2023-02-20	2023-02-27	48	29
30	2023-01-10	Edmonton Zone	Male	70-79 yea	Died	Confirmed	2023-02-20	2023-02-27	48	30
31	2023-01-10	North Zone	Female	30-39 yea	Died	Confirmed	2023-02-20	2023-02-27	48	31
32	2023-01-12	South Zone	Male	70-79 yea	Died	Confirmed	2023-02-20	2023-02-27	46	32
33	2023-01-13	Edmonton Zone	Female	50-59 yea	Died	Confirmed	2023-02-20	2023-02-27	45	33
34	2023-01-14	Central Zone	Male	60-69 yea	Died	Confirmed	2023-02-20	2023-02-27	44	34
35	2023-01-20	Edmonton Zone	Male	70-79 yea	Died	Confirmed	2023-02-20	2023-02-27	38	35
36	2023-01-21	Edmonton Zone	Female	80+ years	Died	Confirmed	2023-02-20	2023-02-27	37	36
37	2023-01-27	Edmonton Zone	Female	70-79 yea	Died	Confirmed	2023-02-20	2023-02-27	31	37
38	2023-02-03	Central Zone	Female	70-79 yea	Died	Confirmed	2023-02-20	2023-02-27	24	38
39	2023-02-05	Calgary Zone	Male	80+ years	Died	Confirmed	2023-02-20	2023-02-27	22	39
40	2023-02-12	Edmonton Zone	Male	70-79 yea	Died	Confirmed	2023-02-20	2023-02-27	15	40
41	2023-02-16	Edmonton Zone	Male	70-79 yea	Died	Confirmed	2023-02-20	2023-02-27	11	41
42	2023-02-17	Edmonton Zone	Female	70-79 yea	Died	Confirmed	2023-02-20	2023-02-27	10	42
43	2023-02-17	Edmonton Zone	Male	80+ years	Died	Confirmed	2023-02-20	2023-02-27	10	43
44	2023-02-18	Edmonton Zone	Female	40-49 yea	Died	Confirmed	2023-02-20	2023-02-27	9	44
45	2023-02-18	South Zone	Male	80+ years	Died	Confirmed	2023-02-20	2023-02-27	9	45
46	2023-02-24	North Zone	Female	70-79 yea	Died	Confirmed	2023-02-20	2023-02-27	3	46

LIES, DAMNED LIES AND SADISTICS

WITH DAVID DICKSON

Episode 7

Colouring Between the Lies

<https://dksdata.com/COVID19>

<https://twitter.com/dksdata/>

<https://rumble.com/user/dksdata/>

<https://www.youtube.com/user/dksdata/>

<https://www.bitchute.com/channel/84TyFCzLhbGG/>

<https://www.linkedin.com/in/dave-dickson-DKSDATA>

<https://www.researchgate.net/profile/David-Dickson-7>

<https://www.facebook.com/dksdata>

<https://www.facebook.com/DavidandKarenD/>

If they are Manipulating Data, why look at it?

How many deaths 'involving' COVID were there and when. Why dates matter.

Not 46 deaths last week... But SIX

41	2023-02-16	Edmonton Zone	Male	70-79 year	Died	Confirmed	2023-02-20	2023-02-27	11	41
42	2023-02-17	Edmonton Zone	Female	70-79 year	Died	Confirmed	2023-02-20	2023-02-27	10	42
43	2023-02-17	Edmonton Zone	Male	80+ years	Died	Confirmed	2023-02-20	2023-02-27	10	43
44	2023-02-18	Edmonton Zone	Female	40-49 year	Died	Confirmed	2023-02-20	2023-02-27	9	44
45	2023-02-18	South Zone	Male	80+ years	Died	Confirmed	2023-02-20	2023-02-27	9	45
46	2023-02-24	North Zone	Female	70-79 year	Died	Confirmed	2023-02-20	2023-02-27	3	46

That has a HUGE impact on Risk and Fear

Alberta COVID update

<https://www.alberta.ca/data/stats/covid-19-alberta-statistics-data.csv>

LIES, DAMNED LIES AND SADISTICS

WITH DAVID DICKSON

Episode 7

Colouring Between the Lies

If they are Manipulating Data, why look at it?

How many deaths 'involving' COVID were there and when. Why dates matter.

21 deaths earlier in 2023 –mostly January!

<https://dksdata.com/COVID19>

<https://twitter.com/dksdata/>

<https://rumble.com/user/dksdata/>

<https://www.youtube.com/user/dksdata/>

<https://www.bitchute.com/channel/84TyFCzLhbGG/>

<https://www.linkedin.com/in/dave-dickson-DKSDATA>

<https://www.researchgate.net/profile/David-Dickson-7>

<https://www.facebook.com/dksdata>

<https://www.facebook.com/DavidandKarenD/>

20	2023-01-02	Central Zone	Female	70-79 year	Died	Confirmed	2023-02-20	2023-02-27	56	20
21	2023-01-02	Edmonton Zone	Female	60-69 year	Died	Confirmed	2023-02-20	2023-02-27	56	21
22	2023-01-05	Calgary Zone	Female	70-79 year	Died	Confirmed	2023-02-20	2023-02-27	53	22
23	2023-01-05	Edmonton Zone	Male	60-69 year	Died	Confirmed	2023-02-20	2023-02-27	53	23
24	2023-01-05	Edmonton Zone	Male	60-69 year	Died	Confirmed	2023-02-20	2023-02-27	53	24
25	2023-01-06	Central Zone	Male	80+ years	Died	Confirmed	2023-02-20	2023-02-27	52	25
26	2023-01-06	Edmonton Zone	Male	50-59 year	Died	Confirmed	2023-02-20	2023-02-27	52	26
27	2023-01-09	Edmonton Zone	Female	70-79 year	Died	Confirmed	2023-02-20	2023-02-27	49	27
28	2023-01-09	Edmonton Zone	Male	60-69 year	Died	Confirmed	2023-02-20	2023-02-27	49	28
29	2023-01-10	Central Zone	Male	70-79 year	Died	Confirmed	2023-02-20	2023-02-27	48	29
30	2023-01-10	Edmonton Zone	Male	70-79 year	Died	Confirmed	2023-02-20	2023-02-27	48	30
31	2023-01-10	North Zone	Female	30-39 year	Died	Confirmed	2023-02-20	2023-02-27	48	31
32	2023-01-12	South Zone	Male	70-79 year	Died	Confirmed	2023-02-20	2023-02-27	46	32
33	2023-01-13	Edmonton Zone	Female	50-59 year	Died	Confirmed	2023-02-20	2023-02-27	45	33
34	2023-01-14	Central Zone	Male	60-69 year	Died	Confirmed	2023-02-20	2023-02-27	44	34
35	2023-01-20	Edmonton Zone	Male	70-79 year	Died	Confirmed	2023-02-20	2023-02-27	38	35
36	2023-01-21	Edmonton Zone	Female	80+ years	Died	Confirmed	2023-02-20	2023-02-27	37	36
37	2023-01-27	Edmonton Zone	Female	70-79 year	Died	Confirmed	2023-02-20	2023-02-27	31	37
38	2023-02-03	Central Zone	Female	70-79 year	Died	Confirmed	2023-02-20	2023-02-27	24	38
39	2023-02-05	Calgary Zone	Male	80+ years	Died	Confirmed	2023-02-20	2023-02-27	22	39
40	2023-02-12	Edmonton Zone	Male	70-79 year	Died	Confirmed	2023-02-20	2023-02-27	15	40

Alberta COVID update

<https://www.alberta.ca/data/stats/covid-19-alberta-statistics-data.csv>

LIES, DAMNED LIES AND SADISTICS

WITH DAVID DICKSON

Episode 7

Colouring Between the Lies

<https://dksdata.com/COVID19>

<https://twitter.com/dksdata/>

<https://rumble.com/user/dksdata/>

<https://www.youtube.com/user/dksdata/>

<https://www.bitchute.com/channel/84TyFCzLhbGG/>

<https://www.linkedin.com/in/dave-dickson-DKSDATA>

<https://www.researchgate.net/profile/David-Dickson-7>

<https://www.facebook.com/dksdata>

<https://www.facebook.com/DavidandKarenD/>

If they are Manipulating Data, why look at it?

How many deaths 'involving' COVID were there and when. Why dates matter.

19 in 2022. As far back as September 7th!

Count	Date reported	Alberta Health Services Zone	Gender	Age group	Death status	Case type	Not Present	Reported Dead	Days 'with' COVID	Count in File
1	2022-09-07	Calgary Zone	Male	80+ years	Died	Confirmed	2023-02-20	2023-02-27	173	1
2	2022-10-08	North Zone	Male	80+ years	Died	Confirmed	2023-02-20	2023-02-27	142	2
3	2022-11-18	Central Zone	Male	80+ years	Died	Confirmed	2023-02-20	2023-02-27	101	3
4	2022-11-21	North Zone	Female	80+ years	Died	Confirmed	2023-02-20	2023-02-27	98	4
5	2022-11-27	Central Zone	Male	70-79 yea	Died	Confirmed	2023-02-20	2023-02-27	92	5
6	2022-12-04	Central Zone	Female	70-79 yea	Died	Confirmed	2023-02-20	2023-02-27	85	6
7	2022-12-12	Central Zone	Female	80+ years	Died	Confirmed	2023-02-20	2023-02-27	77	7
8	2022-12-15	North Zone	Male	80+ years	Died	Confirmed	2023-02-20	2023-02-27	74	8
9	2022-12-20	Calgary Zone	Male	80+ years	Died	Confirmed	2023-02-20	2023-02-27	69	9
10	2022-12-20	Central Zone	Male	80+ years	Died	Confirmed	2023-02-20	2023-02-27	69	10
11	2022-12-22	Edmonton Zone	Male	80+ years	Died	Confirmed	2023-02-20	2023-02-27	67	11
12	2022-12-22	Edmonton Zone	Male	80+ years	Died	Confirmed	2023-02-20	2023-02-27	67	12
13	2022-12-24	Calgary Zone	Female	80+ years	Died	Confirmed	2023-02-20	2023-02-27	65	13
14	2022-12-26	Central Zone	Male	80+ years	Died	Confirmed	2023-02-20	2023-02-27	63	14
15	2022-12-26	Edmonton Zone	Male	60-69 yea	Died	Confirmed	2023-02-20	2023-02-27	63	15
16	2022-12-27	Central Zone	Male	80+ years	Died	Confirmed	2023-02-20	2023-02-27	62	16
17	2022-12-27	Edmonton Zone	Female	80+ years	Died	Confirmed	2023-02-20	2023-02-27	62	17
18	2022-12-29	Calgary Zone	Male	80+ years	Died	Confirmed	2023-02-20	2023-02-27	60	18
19	2022-12-31	North Zone	Female	40-49 yea	Died	Confirmed	2023-02-20	2023-02-27	58	19

Alberta COVID update

<https://www.alberta.ca/data/stats/covid-19-alberta-statistics-data.csv>

LIES, DAMNED LIES AND SADISTICS

WITH DAVID DICKSON

Episode 7

Colouring Between the Lies

<https://dksdata.com/COVID19>

<https://twitter.com/dksdata/>

<https://rumble.com/user/dksdata/>

<https://www.youtube.com/user/dksdata/>

<https://www.bitchute.com/channel/84TyFCzLhbGG/>

<https://www.linkedin.com/in/dave-dickson-DKSDATA>

<https://www.researchgate.net/profile/David-Dickson-7>

<https://www.facebook.com/dksdata>

<https://www.facebook.com/DavidandKarenD/>

If they are Manipulating Data, why look at it?

How many deaths 'involving' COVID were there and when. Why dates matter.

Surely this isn't how they have been reporting deaths is it?

Count	Date reported	Alberta Health Services Zone	Gender	Age group	Death status	Case type	Not Present	Reported Dead	Days 'with' COVID	Count in File
1	2022-09-07	Calgary Zone	Male	80+ years	Died	Confirmed	2023-02-20	2023-02-27	173	1
2	2022-10-08	North Zone	Male	80+ years	Died	Confirmed	2023-02-20	2023-02-27	142	2
3	2022-11-18	Central Zone	Male	80+ years	Died	Confirmed	2023-02-20	2023-02-27	101	3
4	2022-11-21	North Zone	Female	80+ years	Died	Confirmed	2023-02-20	2023-02-27	98	4
5	2022-11-27	Central Zone	Male	70-79 yea	Died	Confirmed	2023-02-20	2023-02-27	92	5
6	2022-12-04	Central Zone	Female	70-79 yea	Died	Confirmed	2023-02-20	2023-02-27	85	6
7	2022-12-12	Central Zone	Female	80+ years	Died	Confirmed	2023-02-20	2023-02-27	77	7
8	2022-12-15	North Zone	Male	80+ years	Died	Confirmed	2023-02-20	2023-02-27	74	8
9	2022-12-20	Calgary Zone	Male	80+ years	Died	Confirmed	2023-02-20	2023-02-27	69	9
10	2022-12-20	Central Zone	Male	80+ years	Died	Confirmed	2023-02-20	2023-02-27	69	10
11	2022-12-22	Edmonton Zone	Male	80+ years	Died	Confirmed	2023-02-20	2023-02-27	67	11
12	2022-12-22	Edmonton Zone	Male	80+ years	Died	Confirmed	2023-02-20	2023-02-27	67	12
13	2022-12-24	Calgary Zone	Female	80+ years	Died	Confirmed	2023-02-20	2023-02-27	65	13
14	2022-12-26	Central Zone	Male	80+ years	Died	Confirmed	2023-02-20	2023-02-27	63	14
15	2022-12-26	Edmonton Zone	Male	60-69 yea	Died	Confirmed	2023-02-20	2023-02-27	63	15
16	2022-12-27	Central Zone	Male	80+ years	Died	Confirmed	2023-02-20	2023-02-27	62	16
17	2022-12-27	Edmonton Zone	Female	80+ years	Died	Confirmed	2023-02-20	2023-02-27	62	17
18	2022-12-29	Calgary Zone	Male	80+ years	Died	Confirmed	2023-02-20	2023-02-27	60	18
19	2022-12-31	North Zone	Female	40-49 yea	Died	Confirmed	2023-02-20	2023-02-27	58	19
20	2023-01-02	Central Zone	Female	70-79 yea	Died	Confirmed	2023-02-20	2023-02-27	56	20
21	2023-01-02	Edmonton Zone	Female	60-69 yea	Died	Confirmed	2023-02-20	2023-02-27	56	21
22	2023-01-05	Calgary Zone	Female	70-79 yea	Died	Confirmed	2023-02-20	2023-02-27	53	22
23	2023-01-05	Edmonton Zone	Male	60-69 yea	Died	Confirmed	2023-02-20	2023-02-27	53	23
24	2023-01-05	Edmonton Zone	Male	60-69 yea	Died	Confirmed	2023-02-20	2023-02-27	53	24
25	2023-01-06	Central Zone	Male	80+ years	Died	Confirmed	2023-02-20	2023-02-27	52	25
26	2023-01-06	Edmonton Zone	Male	50-59 yea	Died	Confirmed	2023-02-20	2023-02-27	52	26
27	2023-01-09	Edmonton Zone	Female	70-79 yea	Died	Confirmed	2023-02-20	2023-02-27	49	27
28	2023-01-09	Edmonton Zone	Male	60-69 yea	Died	Confirmed	2023-02-20	2023-02-27	49	28
29	2023-01-10	Central Zone	Male	70-79 yea	Died	Confirmed	2023-02-20	2023-02-27	48	29
30	2023-01-10	Edmonton Zone	Male	70-79 yea	Died	Confirmed	2023-02-20	2023-02-27	48	30
31	2023-01-10	North Zone	Female	30-39 yea	Died	Confirmed	2023-02-20	2023-02-27	48	31
32	2023-01-12	South Zone	Male	70-79 yea	Died	Confirmed	2023-02-20	2023-02-27	46	32
33	2023-01-13	Edmonton Zone	Female	50-59 yea	Died	Confirmed	2023-02-20	2023-02-27	45	33
34	2023-01-14	Central Zone	Male	60-69 yea	Died	Confirmed	2023-02-20	2023-02-27	44	34
35	2023-01-20	Edmonton Zone	Male	70-79 yea	Died	Confirmed	2023-02-20	2023-02-27	38	35
36	2023-01-21	Edmonton Zone	Female	80+ years	Died	Confirmed	2023-02-20	2023-02-27	37	36
37	2023-01-27	Edmonton Zone	Female	70-79 yea	Died	Confirmed	2023-02-20	2023-02-27	31	37
38	2023-02-03	Central Zone	Female	70-79 yea	Died	Confirmed	2023-02-20	2023-02-27	24	38
39	2023-02-05	Calgary Zone	Male	80+ years	Died	Confirmed	2023-02-20	2023-02-27	22	39
40	2023-02-12	Edmonton Zone	Male	70-79 yea	Died	Confirmed	2023-02-20	2023-02-27	15	40
41	2023-02-16	Edmonton Zone	Male	70-79 yea	Died	Confirmed	2023-02-20	2023-02-27	11	41
42	2023-02-17	Edmonton Zone	Female	70-79 yea	Died	Confirmed	2023-02-20	2023-02-27	10	42
43	2023-02-17	Edmonton Zone	Male	80+ years	Died	Confirmed	2023-02-20	2023-02-27	10	43
44	2023-02-18	Edmonton Zone	Female	40-49 yea	Died	Confirmed	2023-02-20	2023-02-27	9	44
45	2023-02-18	South Zone	Male	80+ years	Died	Confirmed	2023-02-20	2023-02-27	9	45
46	2023-02-24	North Zone	Female	70-79 yea	Died	Confirmed	2023-02-20	2023-02-27	3	46

Alberta COVID update

<https://www.alberta.ca/data/stats/covid-19-alberta-statistics-data.csv>

LIES, DAMNED LIES AND SADISTICS

WITH DAVID DICKSON

Episode 7

Colouring Between the Lies

<https://dksdata.com/COVID19>

<https://twitter.com/dksdata/>

<https://rumble.com/user/dksdata/>

<https://www.youtube.com/user/dksdata/>

<https://www.bitchute.com/channel/84TyFCzLhbGG/>

<https://www.linkedin.com/in/dave-dickson-DKSDATA>

<https://www.researchgate.net/profile/David-Dickson-7>

<https://www.facebook.com/dksdata>

<https://www.facebook.com/DavidandKarenD/>

If they are Manipulating Data, why look at it?

How many deaths 'involving' COVID were there and when. Why dates matter.

[How many people in Canada have died from COVID? | CTV News](https://www.ctvnews.ca/health/coronavirus/tracking-every-case-of-covid-19-in-canada-1.4852102)

<https://www.ctvnews.ca/health/coronavirus/tracking-every-case-of-covid-19-in-canada-1.4852102>

“March 5 – A woman in her 50s from the Calgary area who recently travelled aboard the Grand Princess cruise ship in California was identified as Alberta's first presumptive case of COVID-19. This case was confirmed on March 6, and the patient is self-isolating.”

She is in the data... as recovered the next day. Taking the lag in testing and reporting into account, SHE WAS ALREADY RECOVERED BY THE TIME HER 'CASE' WAS REPORTED! Was she even sick, or asymptomatic?

Count	Date reported	Alberta Health Services Zone	Gender	Age group	Recovered status	Case type
1	2020-03-06	Calgary Zone	Female	50-59 years	Recovered	Confirmed

Alberta COVID update

<https://www.alberta.ca/data/stats/covid-19-alberta-statistics-data.csv>

LIES, DAMNED LIES AND SADISTICS

WITH DAVID DICKSON

Episode 7

Colouring Between the Lies

<https://dksdata.com/COVID19>

<https://twitter.com/dksdata/>

<https://rumble.com/user/dksdata/>

<https://www.youtube.com/user/dksdata/>

<https://www.bitchute.com/channel/84TyFCzLhbGG/>

<https://www.linkedin.com/in/dave-dickson-DKSDATA>

<https://www.researchgate.net/profile/David-Dickson-7>

<https://www.facebook.com/dksdata>

<https://www.facebook.com/DavidandKarenD/>

If they are Manipulating Data, why look at it?

How many deaths 'involving' COVID were there and when. Why dates matter.

In the Alberta Auditor General's report, it states:

"On March 6, 2020, Alberta confirmed the first case of COVID-19 in the province. In 11 days, cases grew from one to more than 100. On March 17, 2020, Alberta declared a state of public health emergency."

[How many people in Canada have died from COVID? | CTV News](https://www.ctvnews.ca/health/coronavirus/tracking-every-case-of-covid-19-in-canada-1.4852102)

<https://www.ctvnews.ca/health/coronavirus/tracking-every-case-of-covid-19-in-canada-1.4852102>

***March 5** – A woman in her 50s from the Calgary area who recently travelled aboard the Grand Princess cruise ship in California was identified as Alberta's first presumptive case of COVID-19. This case was confirmed on March 6, and the patient is self-isolating.*

***March 6** – A man in his 40s in the Edmonton region was announced as the province's second presumptive case after he tested positive upon returning from visiting the United States. He had visited Illinois, Michigan and Ohio before returning home on Feb. 28. The source of his infection is a companion who travelled with him in the U.S. who had previously been a passenger on the Grand Princess cruise ship. This travel companion is one of the confirmed cases in B.C."*

[Alberta COVID update](https://www.alberta.ca/data/stats/covid-19-alberta-statistics-data.csv)

<https://www.alberta.ca/data/stats/covid-19-alberta-statistics-data.csv>

[Alberta Auditor General Report](https://dksdata.com/AlbertaDead#AGCOVID)

<https://dksdata.com/AlbertaDead#AGCOVID>

<https://www.oag.ab.ca/reports/oag-covid-19-cont-care-facilities-feb2023/>

LIES, DAMNED LIES AND SADISTICS

WITH DAVID DICKSON

Episode 7

Colouring Between the Lies

<https://dksdata.com/COVID19>

<https://twitter.com/dksdata/>

<https://rumble.com/user/dksdata/>

<https://www.youtube.com/user/dksdata/>

<https://www.bitchute.com/channel/84TyFCzLhbGG/>

<https://www.linkedin.com/in/dave-dickson-DKSDATA>

<https://www.researchgate.net/profile/David-Dickson-7>

<https://www.facebook.com/dksdata>

<https://www.facebook.com/DavidandKarenD/>

If they are Manipulating Data, why look at it?

How many deaths 'involving' COVID were there and when. Why dates matter.

In the Alberta Auditor General's report, it states:

"On March 6, 2020, Alberta confirmed the first case of COVID-19 in the province. In 11 days, cases grew from one to more than 100. On March 17, 2020, Alberta declared a state of public health emergency."

[How many people in Canada have died from COVID? | CTV News](https://www.ctvnews.ca/health/coronavirus/tracking-every-case-of-covid-19-in-canada-1.4852102)

<https://www.ctvnews.ca/health/coronavirus/tracking-every-case-of-covid-19-in-canada-1.4852102>

***March 15** – Alberta health officials announced 17 new cases, bringing the total to 56. Two of the new cases were believed to be 'community cases' with no connection to international travel.*

***March 16** – There were 18 new cases – the highest single-day tally for the province so far.*

***March 17** – Health officials in Alberta announced 23 new cases."*

First case on the March 5th, not March 6th and a reported total of 97 deaths.

[Alberta COVID update](https://www.alberta.ca/data/stats/covid-19-alberta-statistics-data.csv)

<https://www.alberta.ca/data/stats/covid-19-alberta-statistics-data.csv>

[Alberta Auditor General Report](https://dksdata.com/AlbertaDead#AGCOVID)

<https://dksdata.com/AlbertaDead#AGCOVID>

<https://www.oag.ab.ca/reports/oag-covid-19-cont-care-facilities-feb2023/>

LIES, DAMNED LIES AND SADISTICS

WITH DAVID DICKSON

Episode 7

Colouring Between the Lies

<https://dksdata.com/COVID19>

<https://twitter.com/dksdata/>

<https://rumble.com/user/dksdata/>

<https://www.youtube.com/user/dksdata/>

<https://www.bitchute.com/channel/84TyFCzLhbGG/>

<https://www.linkedin.com/in/dave-dickson-DKSDATA>

<https://www.researchgate.net/profile/David-Dickson-7>

<https://www.facebook.com/dksdata>

<https://www.facebook.com/DavidandKarenD/>

If they are Manipulating Data, why look at it?

How many deaths 'involving' COVID were there and when. Why dates matter.

In the Alberta Auditor General's report, it states:

"On March 6, 2020, Alberta confirmed the first case of COVID-19 in the province. In 11 days, cases grew from one to more than 100. On March 17, 2020, Alberta declared a state of public health emergency."

Even that isn't right though.

The data published by Alberta Health had 10 active cases by March 17th.

Not as scary as over 100!

Count	Date reported	Alberta Health Services Zone	Gender	Age group	Status	Case type
1	2020-03-09	Edmonton Zone	Male	40-49 years	Active	Confirmed
2	2020-03-11	Calgary Zone	Male	40-49 years	Active	Probable
3	2020-03-11	Edmonton Zone	Male	30-39 years	Active	Confirmed
4	2020-03-13	Calgary Zone	Male	60-69 years	Active	Confirmed
5	2020-03-14	Calgary Zone	Female	40-49 years	Active	Confirmed
6	2020-03-14	Calgary Zone	Male	40-49 years	Active	Confirmed
7	2020-03-14	Edmonton Zone	Female	70-79 years	Active	Confirmed
8	2020-03-15	Calgary Zone	Male	40-49 years	Active	Confirmed
9	2020-03-15	Edmonton Zone	Male	60-69 years	Active	Confirmed
10	2020-03-17	Calgary Zone	Male	40-49 years	Active	Confirmed

Alberta COVID update

<https://www.alberta.ca/data/stats/covid-19-alberta-statistics-data.csv>

Alberta Auditor General Report

<https://dksdata.com/AlbertaDead#AGCOVID>

<https://www.oag.ab.ca/reports/oag-covid-19-cont-care-facilities-feb2023/>

LIES, DAMNED LIES AND SADISTICS

WITH DAVID DICKSON

Episode 7

Colouring Between the Lies

<https://dksdata.com/COVID19>

<https://twitter.com/dksdata/>

<https://rumble.com/user/dksdata/>

<https://www.youtube.com/user/dksdata/>

<https://www.bitchute.com/channel/84TyFCzLhbGG/>

<https://www.linkedin.com/in/dave-dickson-DKSDATA>

<https://www.researchgate.net/profile/David-Dickson-7>

<https://www.facebook.com/dksdata>

<https://www.facebook.com/DavidandKarenD/>

If they are Manipulating Data, why look at it?

How many deaths 'involving' COVID were there and when. Why dates matter.

In the Alberta Auditor General's report, it states:

"On March 6, 2020, Alberta confirmed the first case of COVID-19 in the province. In 11 days, cases grew from one to more than 100. On March 17, 2020, Alberta declared a state of public health emergency."

And of the 97 that had been reported at the time, 91 were confirmed recovered!

Count	Date reported	Alberta Health Services Zone	Gender	Age group	Recovered status	Case type
1	2020-03-06	Calgary Zone	Female	50-59 years	Recovered	Confirmed
2	2020-03-09	Calgary Zone	Female	30-39 years	Recovered	Confirmed
3	2020-03-09	Calgary Zone	Female	50-59 years	Recovered	Confirmed
4	2020-03-09	Calgary Zone	Male	30-39 years	Recovered	Confirmed
5	2020-03-09	Edmonton Zone	Female	70-79 years	Recovered	Confirmed
6	2020-03-09	Edmonton Zone	Male	60-69 years	Recovered	Confirmed
7	2020-03-10	Calgary Zone	Female	30-39 years	Recovered	Confirmed
8	2020-03-10	Calgary Zone	Female	30-39 years	Recovered	Confirmed
9	2020-03-10	Calgary Zone	Female	30-39 years	Recovered	Confirmed

Alberta COVID update

<https://www.alberta.ca/data/stats/covid-19-alberta-statistics-data.csv>

Alberta Auditor General Report

<https://dksdata.com/AlbertaDead#AGCOVID>

<https://www.oag.ab.ca/reports/oag-covid-19-cont-care-facilities-feb2023/>

LIES, DAMNED LIES AND SADISTICS

WITH DAVID DICKSON

Episode 7

Colouring Between the Lies

<https://dksdata.com/COVID19>

<https://twitter.com/dksdata/>

<https://rumble.com/user/dksdata/>

<https://www.youtube.com/user/dksdata/>

<https://www.bitchute.com/channel/84TyFCzLhbGG/>

<https://www.linkedin.com/in/dave-dickson-DKSDATA>

<https://www.researchgate.net/profile/David-Dickson-7>

<https://www.facebook.com/dksdata>

<https://www.facebook.com/DavidandKarenD/>

If they are Manipulating Data, why look at it?

How many deaths 'involving' COVID were there and when. Why dates matter.

In the Alberta Auditor General's report, it states:

"On March 6, 2020, Alberta confirmed the first case of COVID-19 in the province. In 11 days, cases grew from one to more than 100. On March 17, 2020, Alberta declared a state of public health emergency."

And of the 97 that had been reported at the time, 91 were recovered!

81	2020-03-17	Calgary Zone	Female	10-19 years	Recovered	Probable
82	2020-03-17	Calgary Zone	Male	10-19 years	Recovered	Probable
83	2020-03-17	Central Zone	Male	40-49 years	Recovered	Confirmed
84	2020-03-17	Edmonton Zone	Female	30-39 years	Recovered	Confirmed
85	2020-03-17	Edmonton Zone	Female	60-69 years	Recovered	Confirmed
86	2020-03-17	Edmonton Zone	Male	1-4 years	Recovered	Confirmed
87	2020-03-17	Edmonton Zone	Male	1-4 years	Recovered	Probable
88	2020-03-17	Edmonton Zone	Male	40-49 years	Recovered	Probable
89	2020-03-17	Edmonton Zone	Male	50-59 years	Recovered	Confirmed
90	2020-03-17	Edmonton Zone	Male	5-9 years	Recovered	Probable
91	2020-03-17	Edmonton Zone	Male	80+ years	Recovered	Confirmed

Alberta COVID update

<https://www.alberta.ca/data/stats/covid-19-alberta-statistics-data.csv>

Alberta Auditor General Report

<https://dksdata.com/AlbertaDead#AGCOVID>

<https://www.oag.ab.ca/reports/oag-covid-19-cont-care-facilities-feb2023/>

LIES, DAMNED LIES AND SADISTICS

WITH DAVID DICKSON

Episode 7

Colouring Between the Lies

<https://dksdata.com/COVID19>

<https://twitter.com/dksdata/>

<https://rumble.com/user/dksdata/>

<https://www.youtube.com/user/dksdata/>

<https://www.bitchute.com/channel/84TyFCzLhbGG/>

<https://www.linkedin.com/in/dave-dickson-DKSDATA>

<https://www.researchgate.net/profile/David-Dickson-7>

<https://www.facebook.com/dksdata>


<https://www.facebook.com/DavidandKarenD/>

If they are Manipulating Data, why look at it?

How many deaths 'involving' COVID were there and when. Why dates matter.

THIS WAS ALL KNOWN TO THE CMOH AND HEALTH MINISTER AT THE TIME.


HOW IS THIS A HEALTH EMERGENCY, LET ALONE A "PANDEMIC FLU" EMERGENCY!?



Province of Alberta
Order in Council

O.C. 080/2020
MAR 17 2020

This is Exhibit "A" referred to in the
Affidavit of
Redacted
Sworn before me this 15th day
of DECEMBER, 2021 A.D., 2021
Redacted
A Notary Public for the Province of Alberta
Alberta
DANIELLE LORIEAU
A Commissioner for Oaths
in and for Alberta
My Commission Expires December 21, 2024



ALBERTA
HEALTH
Office of the Minister
M.A., Calgary - Acadia

ORDER IN COUNCIL

Approved and ordered:

Row Mitchell
Lieutenant Governor
or
Administrator

WHEREAS the Chief Medical Officer of Health has provided advice to the Lieutenant Governor in Council under section 52.1 of the Public Health Act that a public health emergency exists due to the presence of pandemic COVID-19 in Alberta;

WHEREAS the Chief Medical Officer of Health has provided advice to the Lieutenant Governor in Council that there is a significant likelihood of pandemic influenza due to the presence of pandemic COVID-19 in Alberta;

WHEREAS under section 52.8(1)(a) of the Public Health Act an order made in respect of pandemic influenza has effect for 90 days; and

WHEREAS the Lieutenant Governor in Council is satisfied that as a result a public health emergency exists and prompt co-ordination of action or special regulation of persons or property is required in order to protect the public health;

THEREFORE the Lieutenant Governor in Council declares a state of public health emergency in Alberta due to pandemic COVID-19 and the significant likelihood of pandemic influenza.

M.O. 608/2020

WHEREAS COVID-19 is a communicable disease as defined in the *Public Health Act* (the Act) that is being transmitted to persons;

WHEREAS I have received advice from the Chief Medical Officer of Health that COVID-19 presents a serious threat to public health;

WHEREAS I can make an order under section 15.1 of the Act, on the advice of the Chief Medical Officer of Health, specifying that any provision of the Act and its regulations are applicable in respect of a particular disease, if I am satisfied that the disease presents a serious threat to public health; and

WHEREAS I am satisfied that COVID-19 presents a serious threat to public health;

THEREFORE, I, TYLER SHANDRO, Minister of Health, pursuant to section 15.1 of the Act, do hereby order that:

1. the provisions of the Act relating to communicable diseases apply to COVID-19;
2. section 52.21 of the Act applies to COVID-19 where the pre-conditions set out in the section 52.21(1) are met, as if COVID-19 was pandemic influenza;
3. COVID-19 is a communicable disease prescribed for purposes of section 20(1), 22(1), 23(a)(i) and 24 of the Act, and COVID-19 is deemed to be a notifiable communicable disease within section 5(1) and Schedule 1 of the *Communicable Diseases Regulation* (the Regulation);
4. COVID-19 is a communicable disease prescribed for purposes of sections 38(1), 44(1) and 47(1) of the Act, and COVID-19 is deemed to be a disease for which a certificate, isolation order or warrant for examination may be issued within section 6(3) and Schedule 3 of the Regulation;
5. COVID-19 is a communicable disease for purposes of section 29(2) of the Act, and COVID-19 is deemed to be a pandemic influenza within section 8 and Schedule 4 of the Regulation.

DATED at Edmonton, Alberta this 20 day of March, 2020.

Tyler Shandro
TYLER SHANDRO
MINISTER

423 Legislature Building, 10800 - 97 Avenue, Edmonton, Alberta T5K 2B6 Canada Telephone 780-427-3665 Fax 780-415-9961
Printed on recycled paper

For Information only

Recommended by: Minister of Health

Authority: Public Health Act (sections 52.1 and 52.8)

[Alberta COVID update](https://www.alberta.ca/data/stats/covid-19-alberta-statistics-data.csv)

<https://www.alberta.ca/data/stats/covid-19-alberta-statistics-data.csv>

[Alberta Auditor General Report](https://dksdata.com/AlbertaDead#AGCOVID)

<https://dksdata.com/AlbertaDead#AGCOVID>

<https://www.oag.ab.ca/reports/oag-covid-19-cont-care-facilities-feb2023/>

LIES, DAMNED LIES AND SADISTICS

WITH DAVID DICKSON

Episode 7

Colouring Between the Lies

<https://dksdata.com/COVID19>

<https://twitter.com/dksdata/>

<https://rumble.com/user/dksdata/>

<https://www.youtube.com/user/dksdata/>

<https://www.bitchute.com/channel/84TyFCzLhbGG/>

<https://www.linkedin.com/in/dave-dickson-DKSDATA>

<https://www.researchgate.net/profile/David-Dickson-7>

<https://www.facebook.com/dksdata>

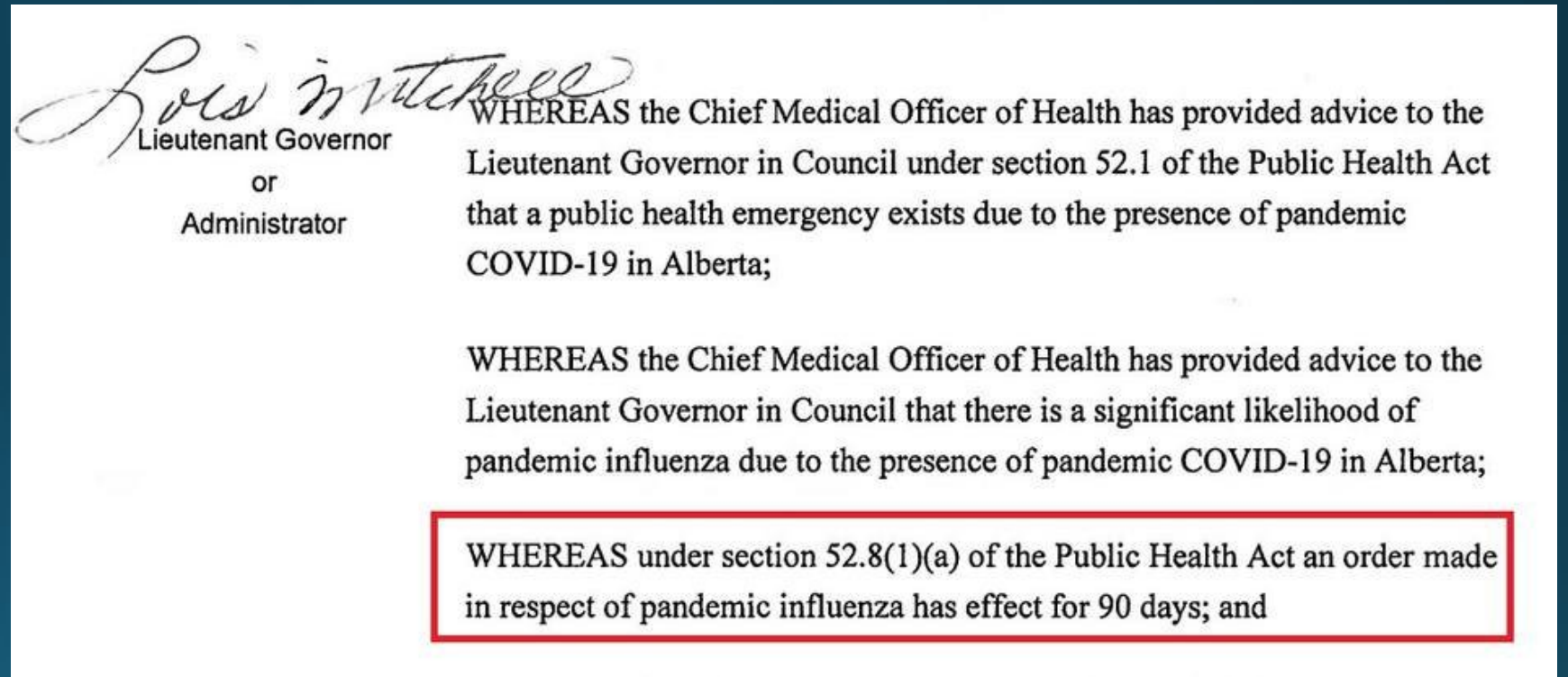
<https://www.facebook.com/DavidandKarenD/>

If they are Manipulating Data, why look at it?

How many deaths 'involving' COVID were there and when. Why dates matter.

THIS WAS ALL KNOWN TO THE CMOH AND HEALTH MINISTER AT THE TIME.

HOW IS THIS A HEALTH EMERGENCY, LET ALONE A "PANDEMIC FLU" EMERGENCY!?



Alberta COVID update

<https://www.alberta.ca/data/stats/covid-19-alberta-statistics-data.csv>

Alberta Auditor General Report

<https://dksdata.com/AlbertaDead#AGCOVID>

<https://www.oag.ab.ca/reports/oag-covid-19-cont-care-facilities-feb2023/>

LIES, DAMNED LIES AND SADISTICS

WITH DAVID DICKSON

Episode 7

Colouring Between the Lies

<https://dksdata.com/COVID19>

<https://twitter.com/dksdata/>

<https://rumble.com/user/dksdata/>

<https://www.youtube.com/user/dksdata/>

<https://www.bitchute.com/channel/84TyFCzLhbGG/>

<https://www.linkedin.com/in/dave-dickson-DKSDATA>

<https://www.researchgate.net/profile/David-Dickson-7>

<https://www.facebook.com/dksdata>

<https://www.facebook.com/DavidandKarenD/>

If they are Manipulating Data, why look at it?

How many deaths 'involving' COVID were there and when. Why dates matter.

THIS WAS ALL KNOWN TO THE CMOH AND HEALTH MINISTER AT THE TIME.

HOW IS THIS A HEALTH EMERGENCY, LET ALONE A "PANDEMIC FLU" EMERGENCY!?

1. the provisions of the Act relating to communicable diseases apply to COVID-19;
2. section 52.21 of the Act applies to COVID-19 where the pre-conditions set out in the section 52.21(1) are met, as if COVID-19 was pandemic influenza;
3. COVID-19 is a communicable disease prescribed for purposes of section 20(1), 22(1), 23(a)(i) and 24 of the Act, and COVID-19 is deemed to be a notifiable communicable disease within section 6(1) and Schedule 1 of the *Communicable Diseases Regulation* (the Regulation);
4. COVID-19 is a communicable disease prescribed for purposes of sections 39(1), 44(1) and 47(1) of the Act, and COVID-19 is deemed to be a disease for which a certificate, isolation order or warrant for examination may be issued within section 6(3) and Schedule 3 of the Regulation;
5. COVID-19 is a communicable disease for purposes of section 29(2) of the Act, and COVID-19 is deemed to be a pandemic influenza within section 8 and Schedule 4 of the Regulation.

DATED at Edmonton, Alberta this 20 day of March, 2020.


TYLER SHANDRO
MINISTER

Alberta COVID update

<https://www.alberta.ca/data/stats/covid-19-alberta-statistics-data.csv>

Alberta Auditor General Report

<https://dksdata.com/AlbertaDead#AGCOVID>

<https://www.oag.ab.ca/reports/oag-covid-19-cont-care-facilities-feb2023/>

LIES, DAMNED LIES AND SADISTICS

WITH DAVID DICKSON

Episode 7

Colouring Between the Lies

<https://dksdata.com/COVID19>

<https://twitter.com/dksdata/>

<https://rumble.com/user/dksdata/>

<https://www.youtube.com/user/dksdata/>

<https://www.bitchute.com/channel/84TyFCzLhbGG/>

<https://www.linkedin.com/in/dave-dickson-DKSDATA>

<https://www.researchgate.net/profile/David-Dickson-7>

<https://www.facebook.com/dksdata>

<https://www.facebook.com/DavidandKarenD/>

If they are Manipulating Data, why look at it?

How many deaths 'involving' COVID were there and when. Why dates matter.

How about the start of 2021 when deaths were moving into 2020?

The first new deaths were reported on January 4th, 2021 and rapidly increased. This caused widespread fear and panic helping to fuel restrictions and vaccine uptake.

How many people in Canada have died from COVID? | CTV News - 2021

<https://www.ctvnews.ca/health/coronavirus/tracking-every-case-of-covid-19-in-canada-1.4852102>

***Jan. 4** - The province added 1,128 COVID-19 cases on Monday and reported nearly 100 deaths since last Wednesday. [96 is the actual number]*

***Jan. 5** - Health officials announced 843 new infections in the province and 26 new deaths.*

***Jan. 6** - The province reported 1,123 new cases, 25 new deaths and 1,050 recoveries.*

***Jan. 7** - The province reported 968 new cases, 1,096 and 24 deaths. [25 in data]*

***Jan. 8** - The province reported 1,183 new cases of COVID-19, 829 recoveries and 24 deaths. [25 in data]*

***Jan. 9** - The province recorded 989 new cases and 31 more deaths from COVID-19.*

***Jan. 10** - Health authorities reported 811 new cases and 12 deaths due to COVID-19.*

***Jan. 11** - The province reported 639 new cases and 23 additional deaths.*

***Jan. 12** - Health officials reported 652 new cases of COVID-19, as well as 38 deaths and 1,311 recoveries. ”*

That is 299 (300 minus one 'reclassification') deaths in a week. Terrifying. No?

Alberta COVID update

<https://www.alberta.ca/data/stats/covid-19-alberta-statistics-data.csv>

Alberta Auditor General Report

<https://dksdata.com/AlbertaDead#AGCOVID>

<https://www.oag.ab.ca/reports/oag-covid-19-cont-care-facilities-feb2023/>

LIES, DAMNED LIES AND SADISTICS

WITH DAVID DICKSON

Episode 7

Colouring Between the Lies

<https://dksdata.com/COVID19>

<https://twitter.com/dksdata/>

<https://rumble.com/user/dksdata/>

<https://www.youtube.com/user/dksdata/>

<https://www.bitchute.com/channel/84TyFCzLhbGG/>

<https://www.linkedin.com/in/dave-dickson-DKSDATA>

<https://www.researchgate.net/profile/David-Dickson-7>

<https://www.facebook.com/dksdata>

<https://www.facebook.com/DavidandKarenD/>

If they are Manipulating Data, why look at it?

How many deaths 'involving' COVID were there and when. Why dates matter.

How about the start of 2021 when deaths were moving into 2020?

The first new deaths were reported on January 4th, 2021 and rapidly increased. This caused widespread fear and panic helping to fuel restrictions and vaccine uptake.

The downloaded data confirms 300 reported deaths during this period.

However, only 39 were deaths in January 2021.

So, the reports are for 300 deaths at the start of 2021, when the real number of deaths was 31.

I preferred it when I looked at the delays as 'time with COVID' rather than reporting delays of deaths UP TO 768 days after the person died.

Alberta COVID update

<https://www.alberta.ca/data/stats/covid-19-alberta-statistics-data.csv>

Alberta Auditor General Report

<https://dksdata.com/AlbertaDead#AGCOVID>

<https://www.oag.ab.ca/reports/oag-covid-19-cont-care-facilities-feb2023/>

LIES, DAMNED LIES AND SADISTICS

WITH DAVID DICKSON

Episode 7

Colouring Between the Lies

<https://dksdata.com/COVID19>

<https://twitter.com/dksdata/>

<https://rumble.com/user/dksdata/>

<https://www.youtube.com/user/dksdata/>

<https://www.bitchute.com/channel/84TyFCzLhbGG/>

<https://www.linkedin.com/in/dave-dickson-DKSDATA>

<https://www.researchgate.net/profile/David-Dickson-7>

<https://www.facebook.com/dksdata>

<https://www.facebook.com/DavidandKarenD/>

So what next?

My next steps are the same as they have been. Tracking everyone and everything. Calling out any and all who mislead or harm. Accurate and transparent data analysis will be their eventual downfall. I failed in the courts as I had no support. The judge told me it wasn't my fight. I told her, if not me, WHO. If not NOW, then WHEN? The information is there though. Please read it. Learn from it. I have covered a lot of it tonight.

For more information contact me after looking through all I have published (and continue to publish). I will ask questions to make sure you have 😊.

Use the links at the side of this document and those below;

Main Site (updated regularly)

<https://dksdata.com/COVID19>

Alberta specific data (deaths)

<https://dksdata.com/AlbertaDead>

The Psychology;

<https://dksdata.com/Milgram2020>

<https://dksdata.com/ASCH>

<https://dksdata.com/Richter>

<https://dksdata.com/MASKS>

<https://dksdata.com/SGArticles>

Court Documents (2021)

<https://dksdata.com/CourtUpdate>

Adverse Event Data (UK, US, Canada)

<https://dksdata.com/ONSDATA>

A history of how this started;

<https://dksdata.com/COVArticles>

Podcasts

<https://dksdata.com/podcasts>

Advocates Information

<https://dksdata.com/Advocates>

Human Rights Complaint

<https://dksdata.com/DavidDicksonAHRC>