

LIES, DAMNED LIES AND SADISTICS

WITH DAVID DICKSON

Episode 1 – A Primer

<https://dksdata.com/COVID19>

<https://twitter.com/dksdata/>

<https://www.youtube.com/user/dksdata/>

<https://rumble.com/user/dksdata/>

<https://www.linkedin.com/in/dave-dickson-DKSDATA>

<https://www.researchgate.net/profile/David-Dickson-7>

<https://www.facebook.com/dksdata>

<https://www.facebook.com/DavidandKarenD/>

Charts

- Hospitalisations
- Cases
- Deaths
- AEFI

LIES, DAMNED LIES AND SADISTICS

WITH DAVID DICKSON



Active Cases, Hospitalizations & Deaths

Episode 1 – A Primer

<https://dksdata.com/COVID19>

<https://twitter.com/dksdata/>

<https://www.youtube.com/user/dksdata/>

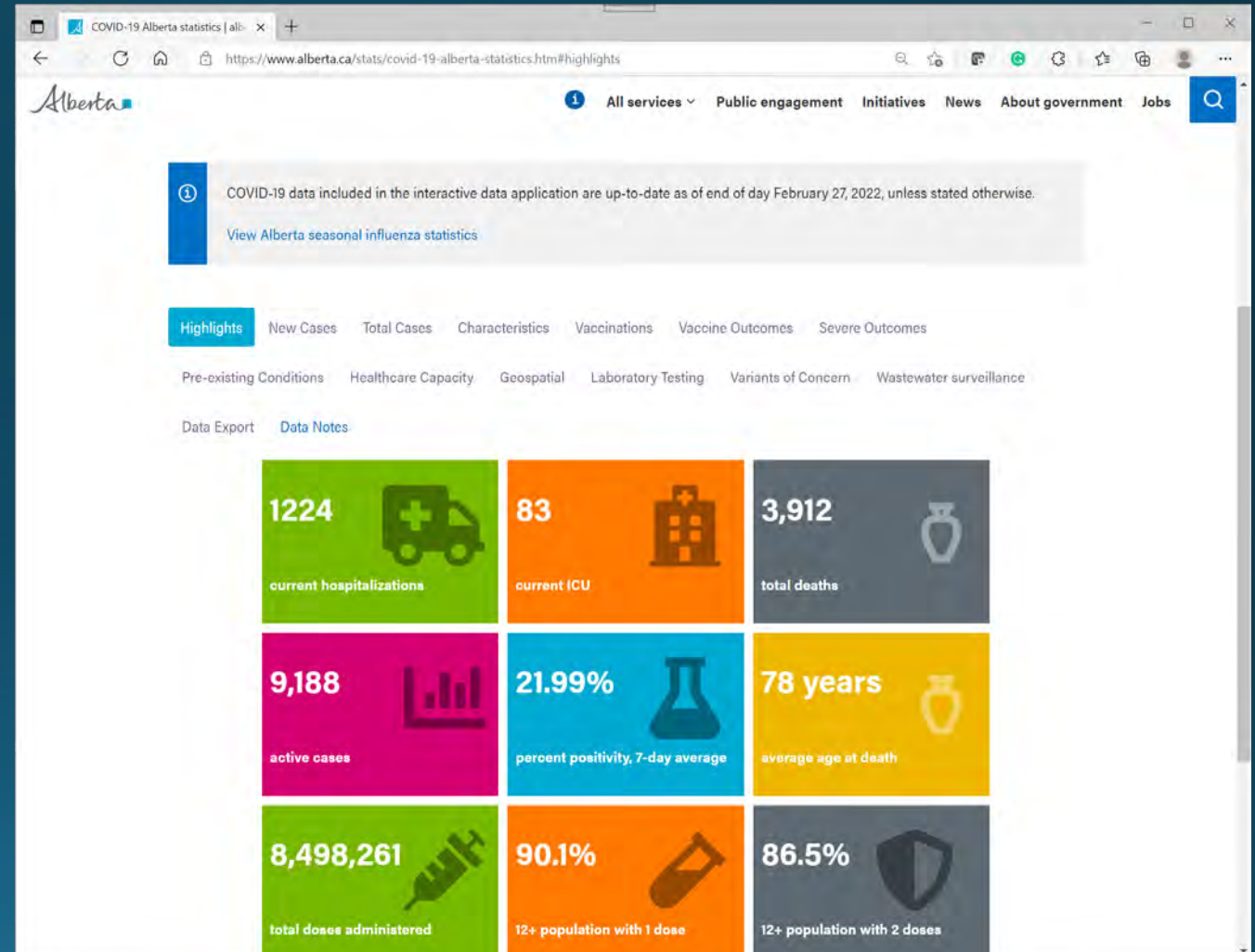
<https://rumble.com/user/dksdata/>

<https://www.linkedin.com/in/dave-dickson-DKSDATA>

<https://www.researchgate.net/profile/David-Dickson-7>

<https://www.facebook.com/dksdata>

<https://www.facebook.com/DavidandKarenD/>



<https://www.alberta.ca/stats/covid-19-alberta-statistics.htm>

LIES, DAMNED LIES AND SADISTICS

WITH DAVID DICKSON



Active Cases, Hospitalizations & Deaths

Episode 1 – A Primer

<https://dksdata.com/COVID19>

<https://twitter.com/dksdata/>

<https://www.youtube.com/user/dksdata/>

<https://rumble.com/user/dksdata/>

<https://www.linkedin.com/in/dave-dickson-DKSDATA>

<https://www.researchgate.net/profile/David-Dickson-7>

<https://www.facebook.com/dksdata>

<https://www.facebook.com/DavidandKarenD/>

The screenshot shows the 'Vaccine Outcomes' section of the COVID-19 Alberta statistics website. It features a navigation menu with options like 'Highlights', 'New Cases', 'Total Cases', 'Characteristics', 'Vaccinations', 'Vaccine Outcomes', and 'Severe Outcomes'. Below the navigation, there are several bullet points providing statistics on COVID-19 outcomes by vaccine status. A table titled 'Table 3. COVID-19 case outcomes in Alberta by vaccine status' is partially visible at the bottom.

- Since Jan 1, 2021, **0.6%** of people with one dose (21,283/3,557,280) were diagnosed with COVID-19 14 days after the first immunization date
- Since Jan 1, 2021, **4.3%** of people with two doses (143,077/3,342,817) were diagnosed with COVID-19 14 days after the second immunization date
- Since Jan 1, 2021, **2.2%** of people with three doses (33,685/1,557,479) were diagnosed with COVID-19 14 days after the third immunization date
- **53.1%** of cases (224,511/422,556) since Jan 1, 2021 were unvaccinated or diagnosed within two weeks from the first dose immunization date
- **64.4%** of hospitalized cases (11,906/18,483) since Jan 1, 2021 were unvaccinated or diagnosed within two weeks from the first dose immunization date
- **63.6%** of COVID-19 deaths (1,514/2,381) since Jan 1, 2021 were unvaccinated or diagnosed within two weeks from the first dose immunization date

Outcome	Vaccine status	Count (n)	Percent (%)
New cases	Three doses	151	38.42

<https://www.alberta.ca/stats/covid-19-alberta-statistics.htm>

LIES, DAMNED LIES AND SADISTICS

WITH DAVID DICKSON



Active Cases, Hospitalizations & Deaths

Episode 1 – A Primer

<https://dksdata.com/COVID19>

<https://twitter.com/dksdata/>

<https://www.youtube.com/user/dksdata/>

<https://rumble.com/user/dksdata/>

<https://www.linkedin.com/in/dave-dickson-DKSDATA>

<https://www.researchgate.net/profile/David-Dickson-7>

<https://www.facebook.com/dksdata>

<https://www.facebook.com/DavidandKarenD/>

Alberta Data as of February 18th, 2022 from - https://www.alberta.ca/covid-19-alberta-data.aspx							
February 17th, 2022	Actual Total Reported Deaths (Highlights page)	Total since Jan 1, 2021 Unvaxxed or 2 weeks (Outcomes page)	Total since Jan 1 2021 (Outcomes page)	Total since Jan 1, 2021 Fully Vaxxed (Outcomes page)	Date/Days		
Cases	15,384	223,534	416,711	193,177	2022-02-17		
Hospital	1,494	11,700	17,828	6,128			
Deaths	3,830	1,495	2,299	804		Un Vax	Vax
Change (Cases)	-1,167	26	619	593	Previous 1 day	4%	96%
Change (Hospital)	3	26	95	69		27%	73%
Change (Deaths)	8	2	8	6		25%	75%
Alberta Data as of February 23rd, 2022 from - https://www.alberta.ca/covid-19-alberta-data.aspx							
February 22nd, 2022	Reported Deaths	Unvaxxed or 2 weeks (Outcomes page)	Fully Vaxxed	Date/Days			
Cases	11,189	224,146	419,845	195,699	2022-02-22		
Hospital	1,373	11,815	18,171	6,356			
Deaths	3,883	1,508	2,352	844		Un Vax	Vax
Change (Cases)	-4,195	612	3,134	2,522	Previous 5 days	20%	80%
Change (Hospital)	-121	115	343	228		34%	66%
Change (Deaths)	53	13	53	40		25%	75%
Alberta Data as of February 25th, 2022 from - https://www.alberta.ca/covid-19-alberta-data.aspx							
February 24th, 2022	Reported Deaths	Unvaxxed or 2 weeks (Outcomes page)	Fully Vaxxed	Date/Days			
Cases	10,112	224,242	421,122	196,880	2022-02-24		
Hospital	1,295	11,846	18,294	6,448			
Deaths	3,898	1,510	2,367	857		Un Vax	Vax
Change (Cases)	-1,077	96	1,277	1,181	Previous 1 day	8%	92%
Change (Hospital)	-78	31	123	92		25%	75%
Change (Deaths)	15	2	15	13		13%	87%
Alberta Data as of February 28th, 2022 from - https://www.alberta.ca/covid-19-alberta-data.aspx							
February 27th, 2022	Actual Total Reported Deaths (Highlights page)	Total since Jan 1, 2021 Unvaxxed or 2 weeks (Outcomes page)	Total since Jan 1 2021 (Outcomes page)	Total since Jan 1, 2021 Fully Vaxxed (Outcomes page)	Date/Days		
Cases	9,188	224,511	422,556	198,045	2022-02-27		
Hospital	1,224	11,906	18,483	6,577			
Deaths	3,912	1,514	2,381	867		Un Vax	Vax
Change (Cases)	-924	269	1,434	1,165	Previous 3 days	19%	81%
Change (Hospital)	-71	60	189	129		32%	68%
Change (Deaths)	14	4	14	10		29%	71%

<https://www.alberta.ca/stats/covid-19-alberta-statistics.htm>

LIES, DAMNED LIES AND SADISTICS

WITH DAVID DICKSON



Active Cases, Hospitalizations & Deaths

Episode 1 – A Primer

<https://dksdata.com/COVID19>

<https://twitter.com/dksdata/>

<https://www.youtube.com/user/dksdata/>

<https://rumble.com/user/dksdata/>

<https://www.linkedin.com/in/dave-dickson-DKSDATA>

<https://www.researchgate.net/profile/David-Dickson-7>

<https://www.facebook.com/dksdata>

<https://www.facebook.com/DavidandKarenD/>

Alberta Data as of February 28th, 2022 from - <https://www.alberta.ca/stats/covid-19-alberta-statistics.htm>

	Actual Total Reported Deaths (Highlights page)	Total since Unvaxxed (Outbreak)
February 27th, 2022		
Cases	9,188	
Hospital	1,224	
Deaths	3,912	
Change (Cases)	-924	
Change (Hospital)	-71	
Change (Deaths)	14	

<https://www.alberta.ca/stats/covid-19-alberta-statistics.htm>

LIES, DAMNED LIES AND SADISTICS

WITH DAVID DICKSON



Active Cases, Hospitalizations & Deaths

Episode 1 – A Primer

<https://dksdata.com/COVID19>

<https://twitter.com/dksdata/>

<https://www.youtube.com/user/dksdata/>

<https://rumble.com/user/dksdata/>

<https://www.linkedin.com/in/dave-dickson-DKSDATA>

<https://www.researchgate.net/profile/David-Dickson-7>

<https://www.facebook.com/dksdata>

<https://www.facebook.com/DavidandKarenD/>

<https://www.alberta.ca/covid-19-alberta-data.aspx>

Total since Jan 1, 2021 Unvaxxed or 2 weeks (Outcomes page)	Total since Jan 1 2021 (Outcomes page)	Total since Jan 1, 2021 Fully Vaxxed (Outcomes page)
224,511	422,556	198,045
11,906	18,483	6,577
1,514	2,381	867
269	1,434	1,165
60	189	129
4	14	10

<https://www.alberta.ca/stats/covid-19-alberta-statistics.htm>

LIES, DAMNED LIES AND SADISTICS

WITH DAVID DICKSON



Active Cases, Hospitalizations & Deaths

Episode 1 – A Primer

<https://dksdata.com/COVID19>

<https://twitter.com/dksdata/>

<https://www.youtube.com/user/dksdata/>

<https://rumble.com/user/dksdata/>

<https://www.linkedin.com/in/dave-dickson-DKSDATA>

<https://www.researchgate.net/profile/David-Dickson-7>

<https://www.facebook.com/dksdata>

<https://www.facebook.com/DavidandKarenD/>

Date/Days		
2022-02-27		
	Un Vax	Vax
Previous 3 days	19%	81%
	32%	68%
	29%	71%

<https://www.alberta.ca/stats/covid-19-alberta-statistics.htm>

LIES, DAMNED LIES AND SADISTICS

WITH DAVID DICKSON



Active Cases, Hospitalizations & Deaths

Episode 1 – A Primer

<https://dksdata.com/COVID19>

<https://twitter.com/dksdata/>

<https://www.youtube.com/user/dksdata/>

<https://rumble.com/user/dksdata/>

<https://www.linkedin.com/in/dave-dickson-DKSDATA>

<https://www.researchgate.net/profile/David-Dickson-7>

<https://www.facebook.com/dksdata>

<https://www.facebook.com/DavidandKarenD/>

February 27th, 2022			
Change (Cases)	3,710	24,468	20,426
Change (Hospital)	737	2,354	1,617
Change (Deaths)	83	304	221
	Last 21 Days	Un Vax	Vax
Since February 6th, 2022	Change (Cases)	17%	83%
	Change (Hospital)	31%	69%
	Change (Deaths)	27%	73%

<https://www.alberta.ca/stats/covid-19-alberta-statistics.htm>

LIES, DAMNED LIES AND SADISTICS

WITH DAVID DICKSON



New, Active, Hospitalized Cases

Episode 1 – A Primer

<https://dksdata.com/COVID19>

<https://twitter.com/dksdata/>

<https://www.youtube.com/user/dksdata/>

<https://rumble.com/user/dksdata/>

<https://www.linkedin.com/in/dave-dickson-DKSDATA>

<https://www.researchgate.net/profile/David-Dickson-7>

<https://www.facebook.com/dksdata>

<https://www.facebook.com/DavidandKarenD/>

63.6% of COVID-19 deaths (1,514/2,381) since Jan 1, 2021 were unvaccinated or diagnosed within two weeks from the first dose immunization date

Table 3. COVID-19 case outcomes in Alberta by vaccine status. Counts are provided for new, active cases, and those currently identified as being hospitalized.

Outcome	Vaccine status	Count (n)	Percent (%)
New cases	Three doses	151	38.42
New cases	Two doses	92	23.41
New cases	One dose	5	1.27
New cases	Unvaccinated	145	36.90
Active cases	Three doses	3,678	40.03
Active cases	Two doses	3,324	36.18
Active cases	One dose	282	3.07
Active cases	Unvaccinated	1,904	20.72
Currently hospitalized	Three doses	359	29.33
Currently hospitalized	Two doses	438	35.78
Currently hospitalized	One dose	57	4.66
Currently hospitalized	Unvaccinated	370	30.23

Note:
* Vaccine status category is based on protection. Doses administered within 14 days prior to a person's COVID-19 diagnosis are not considered protective; as a result, vaccination categories only include those identified as cases over 14 days past their first or second immunization date.
* Table does not include those with 1 dose. As a result, percentages across rows or columns may not add to 100.

Cases

<https://www.alberta.ca/stats/covid-19-alberta-statistics.htm>

LIES, DAMNED LIES AND SADISTICS

WITH DAVID DICKSON



New, Active, Hospitalized Cases

Episode 1 – A Primer

<https://dksdata.com/COVID19>

<https://twitter.com/dksdata/>

<https://www.youtube.com/user/dksdata/>

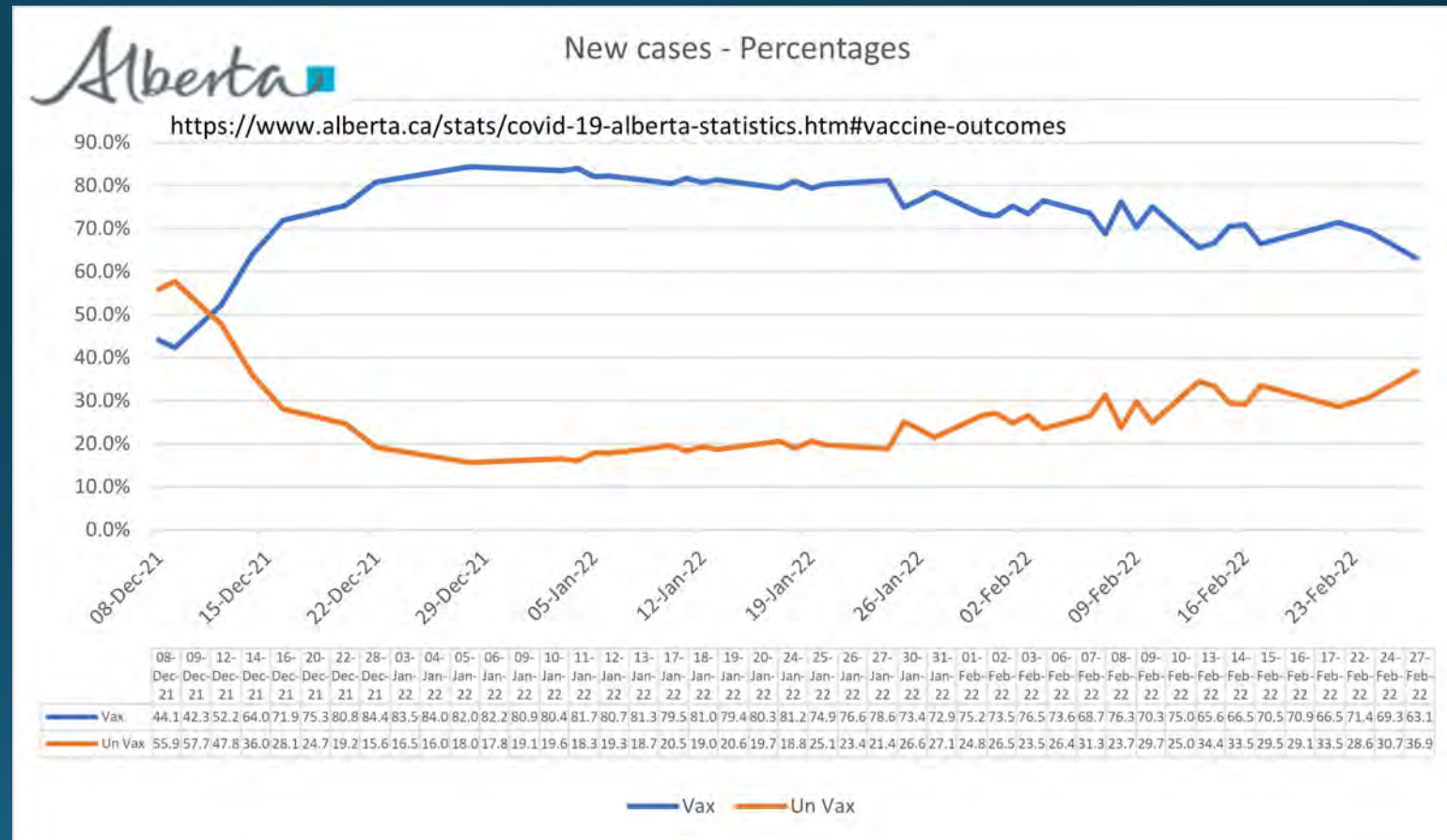
<https://rumble.com/user/dksdata/>

<https://www.linkedin.com/in/dave-dickson-DKSDATA>

<https://www.researchgate.net/profile/David-Dickson-7>

<https://www.facebook.com/dksdata>

<https://www.facebook.com/DavidandKarenD/>



<https://www.alberta.ca/stats/covid-19-alberta-statistics.htm>

LIES, DAMNED LIES AND SADISTICS

WITH DAVID DICKSON



New, Active, Hospitalized Cases

Episode 1 – A Primer

<https://dksdata.com/COVID19>

<https://twitter.com/dksdata/>

<https://www.youtube.com/user/dksdata/>

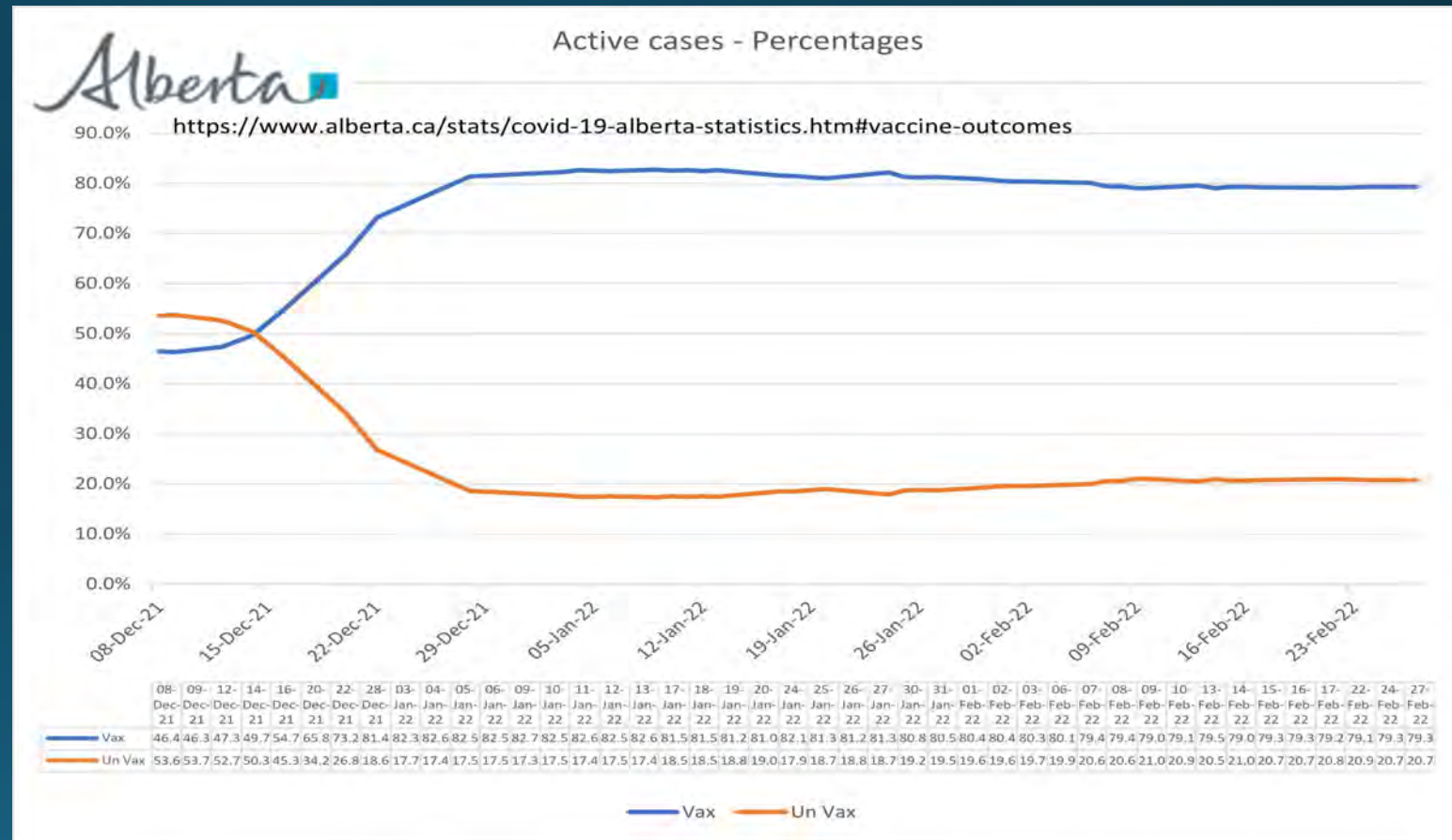
<https://rumble.com/user/dksdata/>

<https://www.linkedin.com/in/dave-dickson-DKSDATA>

<https://www.researchgate.net/profile/David-Dickson-7>

<https://www.facebook.com/dksdata>

<https://www.facebook.com/DavidandKarenD/>



<https://www.alberta.ca/stats/covid-19-alberta-statistics.htm>

LIES, DAMNED LIES AND SADISTICS

WITH DAVID DICKSON



New, Active, Hospitalized Cases

Episode 1 – A Primer

<https://dksdata.com/COVID19>

<https://twitter.com/dksdata/>

<https://www.youtube.com/user/dksdata/>

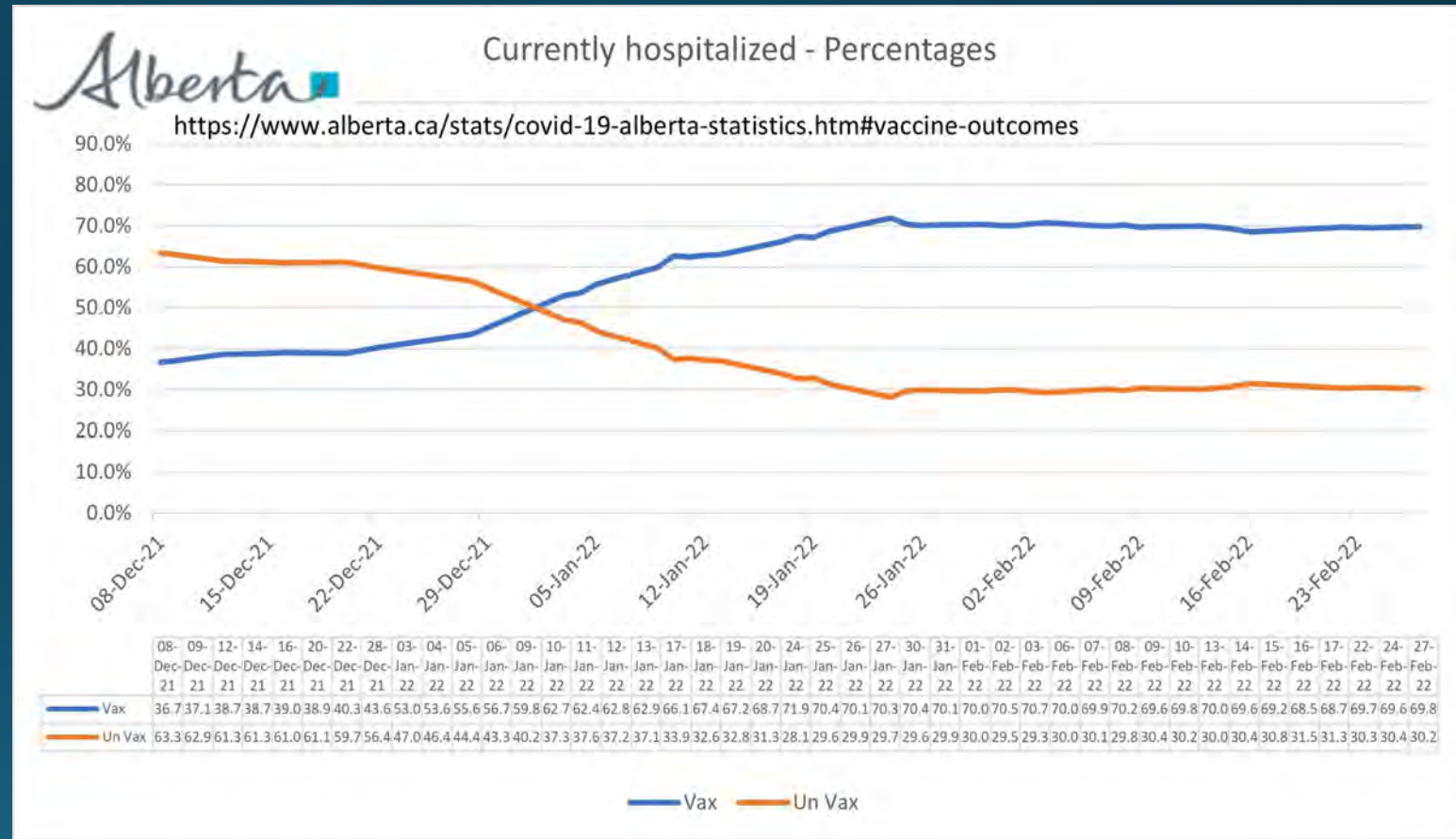
<https://rumble.com/user/dksdata/>

<https://www.linkedin.com/in/dave-dickson-DKSDATA>

<https://www.researchgate.net/profile/David-Dickson-7>

<https://www.facebook.com/dksdata>

<https://www.facebook.com/DavidandKarenD/>



<https://www.alberta.ca/stats/covid-19-alberta-statistics.htm>

LIES, DAMNED LIES AND SADISTICS

WITH DAVID DICKSON



Acute and ICU Hospitalizations by Dose

Episode 1 – A Primer

<https://dksdata.com/COVID19>

<https://twitter.com/dksdata/>

<https://www.youtube.com/user/dksdata/>

<https://rumble.com/user/dksdata/>

<https://www.linkedin.com/in/dave-dickson-DKSDATA>

<https://www.researchgate.net/profile/David-Dickson-7>

<https://www.facebook.com/dksdata>

<https://www.facebook.com/DavidandKarenD/>

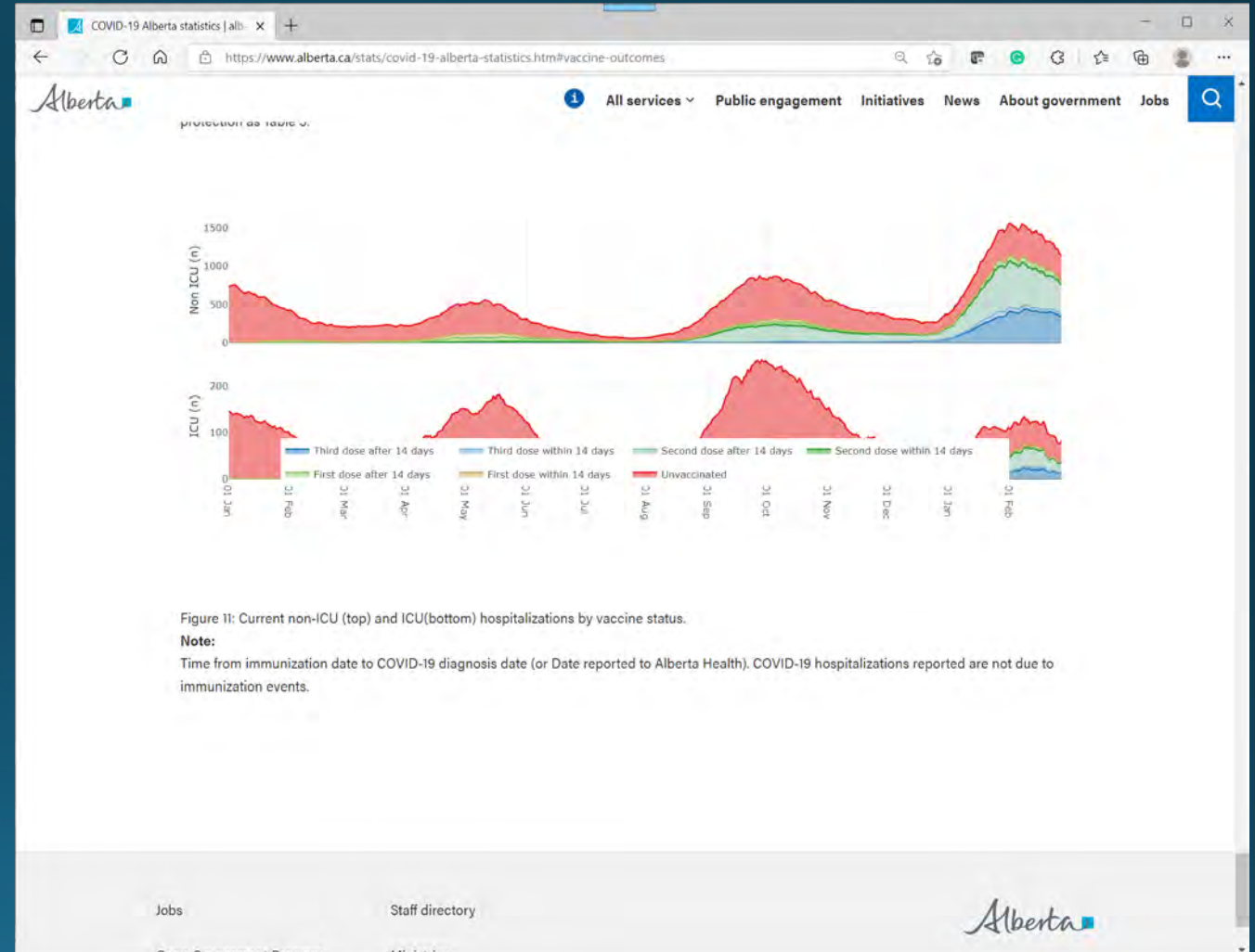


Figure 11: Current non-ICU (top) and ICU(bottom) hospitalizations by vaccine status.

Note:

Time from immunization date to COVID-19 diagnosis date (or Date reported to Alberta Health). COVID-19 hospitalizations reported are not due to immunization events.

<https://www.alberta.ca/stats/covid-19-alberta-statistics.htm>

LIES, DAMNED LIES AND SADISTICS

WITH DAVID DICKSON



Acute and ICU Hospitalizations by Dose

Episode 1 – A Primer

<https://dksdata.com/COVID19>

<https://twitter.com/dksdata/>

<https://www.youtube.com/user/dksdata/>

<https://rumble.com/user/dksdata/>

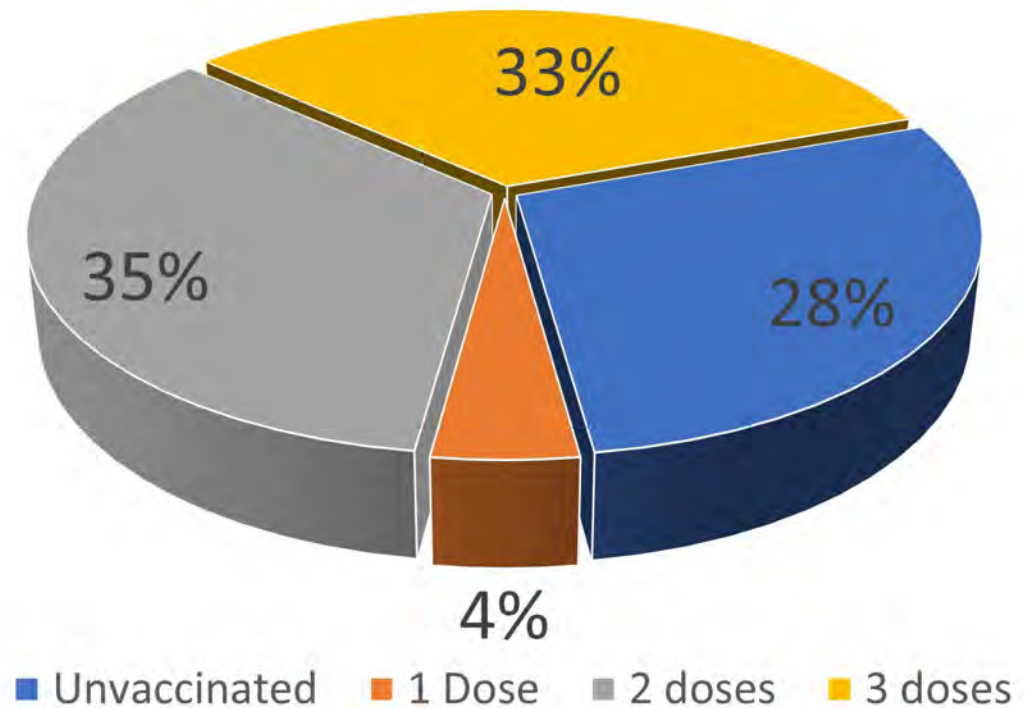
<https://www.linkedin.com/in/dave-dickson-DKSDATA>

<https://www.researchgate.net/profile/David-Dickson-7>

<https://www.facebook.com/dksdata>

<https://www.facebook.com/DavidandKarenD/>

February 28th, 2022 - Alberta Acute Care
COVID Percentage



<https://www.alberta.ca/stats/covid-19-alberta-statistics.htm>

LIES, DAMNED LIES AND SADISTICS

WITH DAVID DICKSON



Acute and ICU Hospitalizations by Dose

Episode 1 – A Primer

<https://dksdata.com/COVID19>

<https://twitter.com/dksdata/>

<https://www.youtube.com/user/dksdata/>

<https://rumble.com/user/dksdata/>

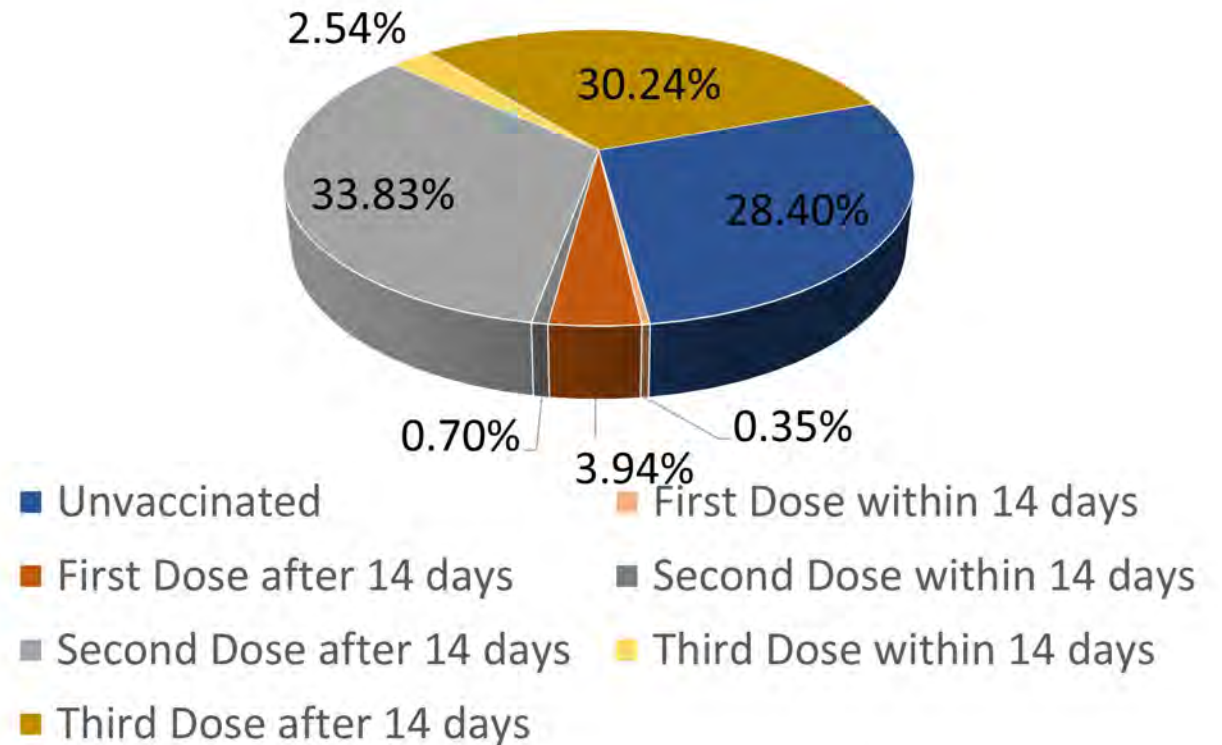
<https://www.linkedin.com/in/dave-dickson-DKSDATA>

<https://www.researchgate.net/profile/David-Dickson-7>

<https://www.facebook.com/dksdata>

<https://www.facebook.com/DavidandKarenD/>

February 28th, 2022 - Alberta Acute Care
COVID Percentage



<https://www.alberta.ca/stats/covid-19-alberta-statistics.htm>

LIES, DAMNED LIES AND SADISTICS

WITH DAVID DICKSON



Acute and ICU Hospitalizations by Dose

Episode 1 – A Primer

<https://dksdata.com/COVID19>

<https://twitter.com/dksdata/>

<https://www.youtube.com/user/dksdata/>

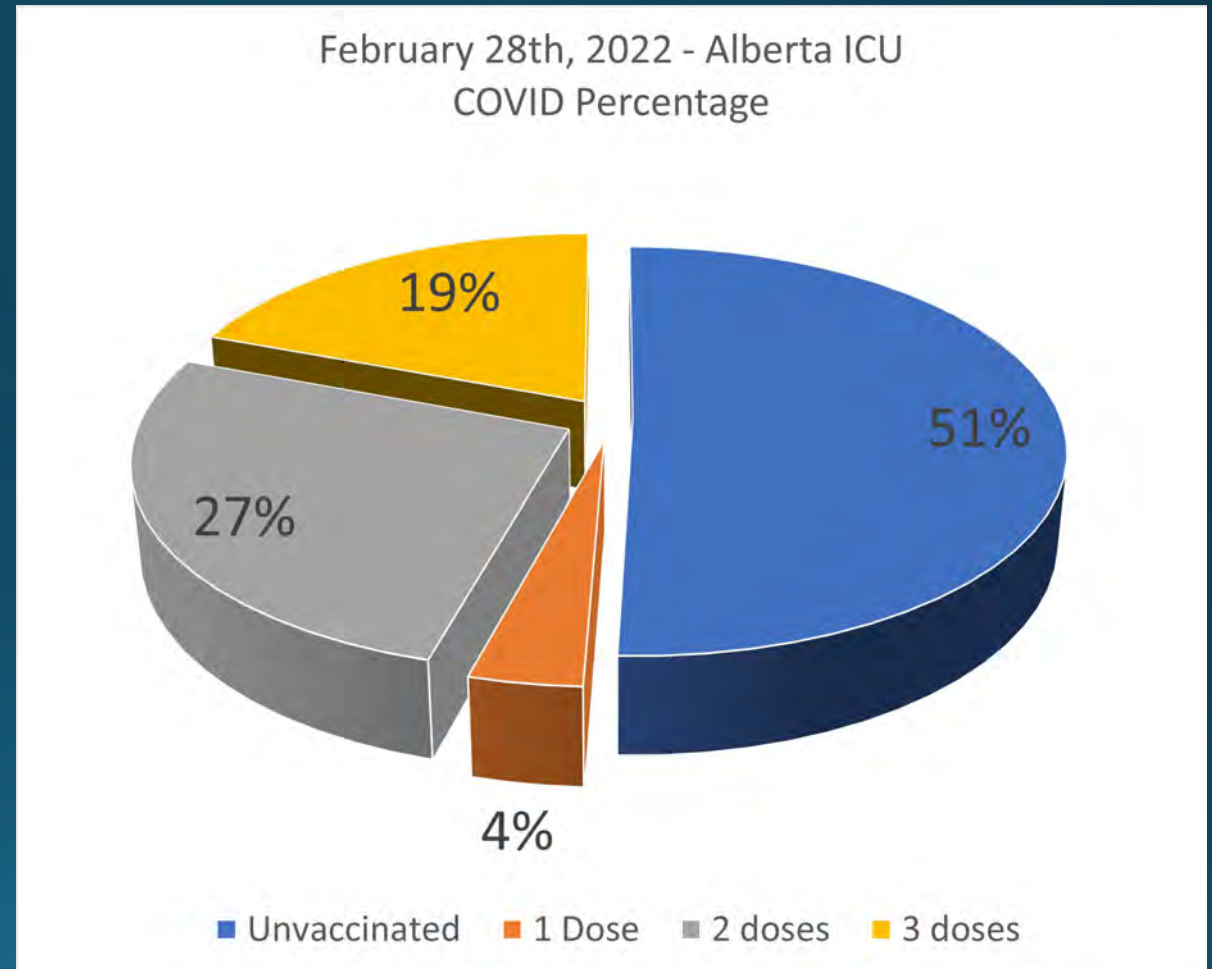
<https://rumble.com/user/dksdata/>

<https://www.linkedin.com/in/dave-dickson-DKSDATA>

<https://www.researchgate.net/profile/David-Dickson-7>

<https://www.facebook.com/dksdata>

<https://www.facebook.com/DavidandKarenD/>



<https://www.alberta.ca/stats/covid-19-alberta-statistics.htm>

LIES, DAMNED LIES AND SADISTICS

WITH DAVID DICKSON



Acute and ICU Hospitalizations by Dose

Episode 1 – A Primer

<https://dksdata.com/COVID19>

<https://twitter.com/dksdata/>

<https://www.youtube.com/user/dksdata/>

<https://rumble.com/user/dksdata/>

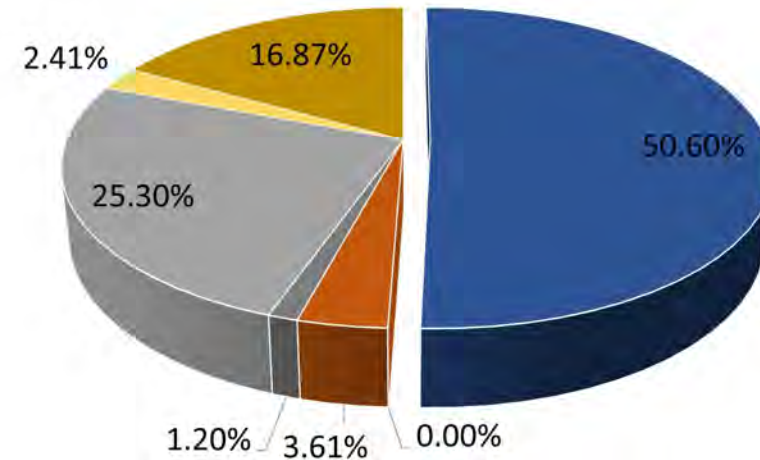
<https://www.linkedin.com/in/dave-dickson-DKSDATA>

<https://www.researchgate.net/profile/David-Dickson-7>

<https://www.facebook.com/dksdata>

<https://www.facebook.com/DavidandKarenD/>

February 28th, 2022 - Alberta ICU
COVID Percentage



- Unvaccinated
- First Dose within 14 days
- First Dose after 14 days
- Second Dose within 14 days
- Second Dose after 14 days
- Third Dose within 14 days
- Third Dose after 14 days

<https://www.alberta.ca/stats/covid-19-alberta-statistics.htm>

LIES, DAMNED LIES AND SADISTICS

WITH DAVID DICKSON



Acute and ICU Hospitalizations by Dose

Episode 1 – A Primer

<https://dksdata.com/COVID19>

<https://twitter.com/dksdata/>

<https://www.youtube.com/user/dksdata/>

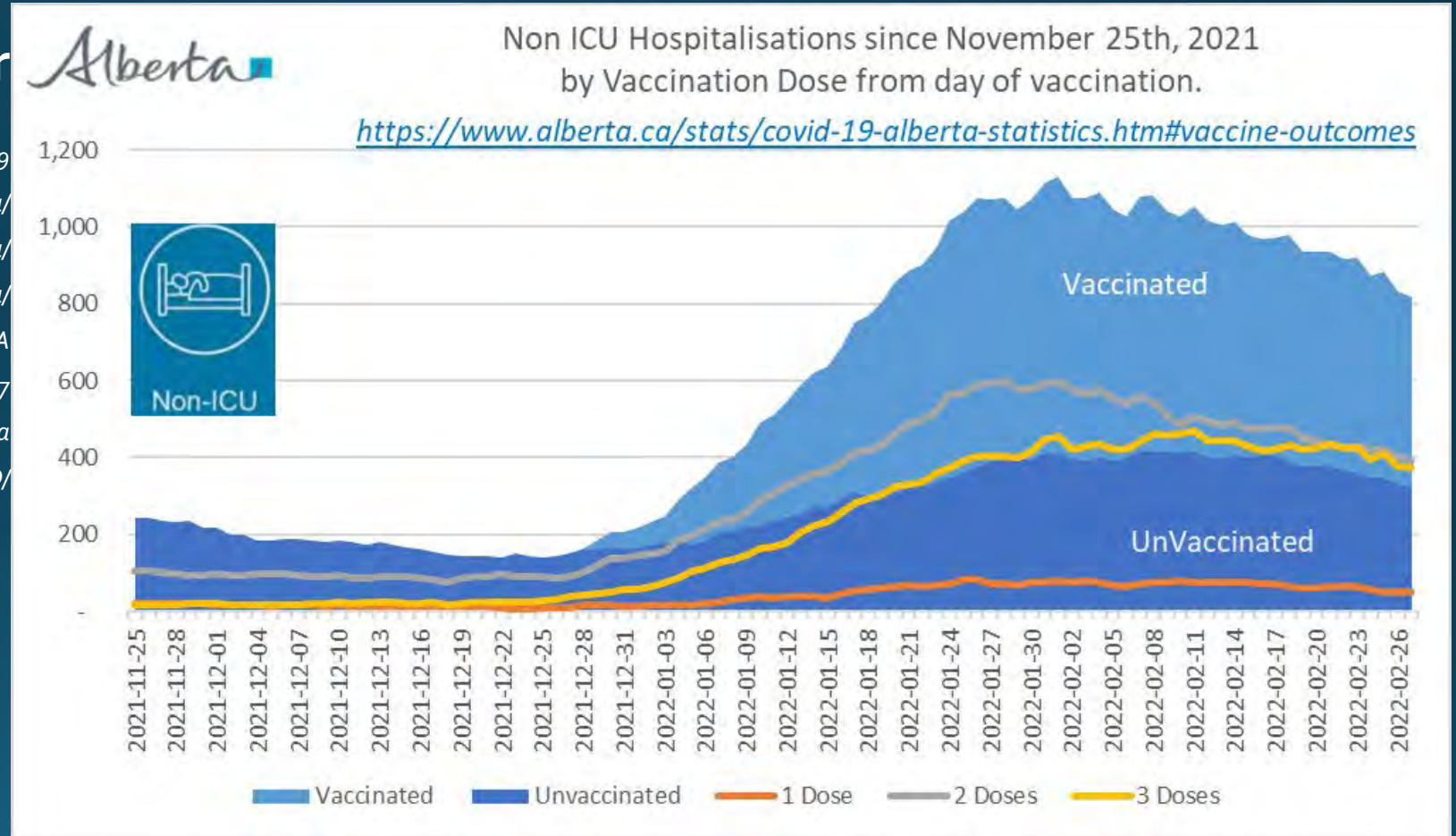
<https://rumble.com/user/dksdata/>

<https://www.linkedin.com/in/dave-dickson-DKSDATA>

<https://www.researchgate.net/profile/David-Dickson-7>

<https://www.facebook.com/dksdata>

<https://www.facebook.com/DavidandKarenD/>



<https://www.alberta.ca/stats/covid-19-alberta-statistics.htm>

LIES, DAMNED LIES AND SADISTICS

WITH DAVID DICKSON



Vaccinations

Episode 1 – A Primer

<https://dksdata.com/COVID19>

<https://twitter.com/dksdata/>

<https://www.youtube.com/user/dksdata/>

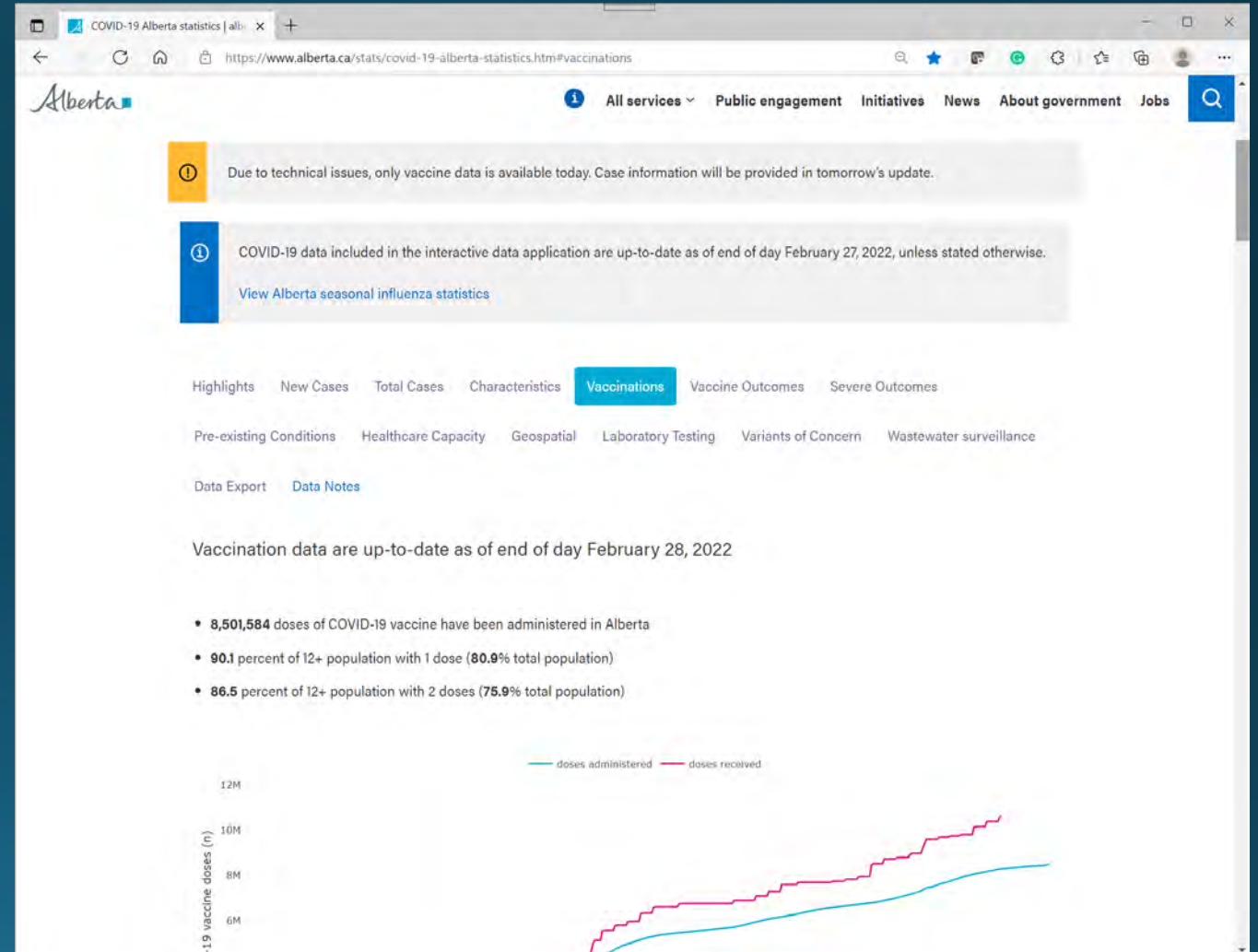
<https://rumble.com/user/dksdata/>

<https://www.linkedin.com/in/dave-dickson-DKSDATA>

<https://www.researchgate.net/profile/David-Dickson-7>

<https://www.facebook.com/dksdata>

<https://www.facebook.com/DavidandKarenD/>



<https://www.alberta.ca/stats/covid-19-alberta-statistics.htm>

LIES, DAMNED LIES AND SADISTICS

WITH DAVID DICKSON



Acute and ICU Hospitalizations by Dose

Episode 1 – A Primer

<https://dksdata.com/COVID19>

<https://twitter.com/dksdata/>

<https://www.youtube.com/user/dksdata/>

<https://rumble.com/user/dksdata/>

<https://www.linkedin.com/in/dave-dickson-DKSDATA>

<https://www.researchgate.net/profile/David-Dickson-7>

<https://www.facebook.com/dksdata>

<https://www.facebook.com/DavidandKarenD/>

Table 2. Summary of COVID-19 vaccine doses administered and vaccine coverage by age group

Age group	Population	1 dose	% of population with 1 dose	2 doses	% of population with 2 doses	3 doses	% of population with 3 doses	4 doses	Total administered
05-11	391,430	185,840	47.5	101,364	25.9	33	0.0	1	287,238
12-14	162,518	141,602	87.1	134,630	82.8	2,394	1.5	8	276,634
15-19	256,700	223,241	87.0	212,554	82.8	30,191	11.8	40	465,847
20-24	276,916	239,094	86.3	224,518	81.1	63,924	23.1	76	527,145
25-29	314,340	261,099	83.1	246,166	78.3	75,837	24.1	113	582,587
30-34	356,224	299,796	84.2	285,524	80.2	100,106	28.1	199	684,709
35-39	359,135	312,766	87.1	300,881	83.8	117,939	32.8	257	730,853
40-44	319,735	284,084	88.8	276,383	86.4	122,472	38.3	1,011	663,059
45-49	288,613	257,368	89.2	250,369	86.7	122,108	42.3	1,218	630,309
50-54	266,607	242,690	91.0	236,381	88.7	130,347	48.9	1,228	610,021
55-59	284,313	255,212	89.8	246,918	86.8	150,062	52.8	2,020	653,699
60-64	264,324	249,193	94.3	242,389	91.7	167,061	63.2	5,759	664,028
65-69	209,995	204,428	97.3	200,795	95.6	155,485	74.0	928	561,402
70-74	157,696	154,535	98.0	154,161	97.8	124,497	78.9	726	433,788
75-79	103,045	98,665	95.7	97,598	94.7	87,227	84.6	492	263,898
80-84	68,661	64,817	94.4	64,099	93.4	56,401	82.1	226	185,531
85-89	44,188	41,210	93.3	40,691	92.1	35,688	80.8	79	117,655
90+	27,809	26,057	93.7	25,716	92.5	23,160	83.3	39	74,966
Unknown	0	32,185	0.0	14,027	0.0	2	0.0	0	46,213
18+	3,444,862	3,114,339	90.4	2,992,906	86.9	1,558,059	45.2	14,397	7,672,887
12+	3,760,818	3,388,042	90.1	3,253,800	86.5	1,564,901	41.6	14,419	8,214,346
5+	4,152,248	3,573,882	86.1	3,355,164	80.8	1,564,934	37.7	14,420	8,501,584
ALL	4,420,039	3,573,882	80.9	3,355,164	75.9	1,564,934	35.4	14,420	8,501,584

Note 1: individuals who received a first dose in one age category may cross into another age category for a second or third dose.
Note 2: The age group 5-11 year olds includes those who received the Pfizer-BioNTech Cominaty pediatric COVID-19 vaccine and those who were eligible to receive the Pfizer-BioNTech Cominaty COVID-19 vaccine because they were 11 but would turn 12 in 2021.

<https://www.alberta.ca/stats/covid-19-alberta-statistics.htm>

LIES, DAMNED LIES AND SADISTICS

WITH DAVID DICKSON



Vaccinations

Episode 1 – A Primer

<https://dksdata.com/COVID19>

<https://twitter.com/dksdata/>

<https://www.youtube.com/user/dksdata/>

<https://rumble.com/user/dksdata/>

<https://www.linkedin.com/in/dave-dickson-DKSDATA>

<https://www.researchgate.net/profile/David-Dickson-7>

<https://www.facebook.com/dksdata>

<https://www.facebook.com/DavidandKarenD/>

Monday Feb 28, 2022									
Age group	Population	1 dose	% of population with 1 dose	2 doses	% of population with 2 doses	3 doses	% of population with 3 doses	4 doses	Total administered
00-04									
05-11	391,430	185,840	47.5	101,364	25.9	33	0	1	287,238
12-15	162,518	141,602	87.1	134,630	82.8	2,394	1.5	8	278,634
15-19	256,700	223,241	87	212,554	82.8	30,191	11.8	40	465,847
20-24	276,916	239,094	86.3	224,518	81.1	63,924	23.1	76	527,145
25-29	314,340	261,099	83.1	246,166	78.3	75,837	24.1	113	582,587
30-34	356,224	299,796	84.2	285,524	80.2	100,106	28.1	199	684,709
35-39	359,135	312,766	87.1	300,881	83.8	117,939	32.8	257	730,853
40-44	319,735	284,084	88.8	276,383	86.4	122,472	38.3	1,011	683,059
45-49	288,613	257,368	89.2	250,369	86.7	122,108	42.3	1,218	630,309
50-54	266,607	242,690	91	236,381	88.7	130,347	48.9	1,228	610,021
55-59	284,313	255,212	89.8	246,918	86.8	150,062	52.8	2,020	653,699
60-64	264,324	249,193	94.3	242,389	91.7	167,061	63.2	5,759	664,028
65-69	209,995	204,428	97.3	200,795	95.6	155,485	74	928	561,402
70-74	157,696	154,535	98	154,161	97.8	124,497	78.9	726	433,788
75-79	103,045	98,665	95.7	97,598	94.7	87,227	84.6	492	283,898
80-84	68,661	64,817	94.4	64,099	93.4	56,401	82.1	226	185,531
85-89	44,188	41,210	93.3	40,691	92.1	35,688	80.8	79	117,655
90+	27,809	26,057	93.7	25,716	92.5	23,160	83.3	39	74,968
Unknown	0	32,185	0	14,027	0	2	0	0	46,213
18+	3,444,862	3,114,339	90.4	2,992,906	86.9	1,558,059	45.2	14,397	7,672,887
12+	3,760,818	3,388,042	90.1	3,253,800	86.5	1,564,901	41.6	14,419	8,214,346
5+	4,152,248	3,573,882	86.1	3,355,164	80.8	1,564,934	37.7	14,420	8,501,584
ALL	4,420,039	3,573,882	80.9	3,355,164	75.9	1,564,934	35.4	14,420	8,501,584

<https://www.alberta.ca/stats/covid-19-alberta-statistics.htm>

LIES, DAMNED LIES AND SADISTICS

WITH DAVID DICKSON



Vaccinations

Episode 1 – A Primer

<https://dksdata.com/COVID19>

<https://twitter.com/dksdata/>

<https://www.youtube.com/user/dksdata/>

<https://rumble.com/user/dksdata/>

<https://www.linkedin.com/in/dave-dickson-DKSDATA>

<https://www.researchgate.net/profile/David-Dickson-7>

<https://www.facebook.com/dksdata>

<https://www.facebook.com/DavidandKarenD/>

Change Sunday Feb 27, 2022 - Monday Feb 28, 2022									
Age group	Dose 1	Dose 2	Dose 3	Dose 4	Total administered	Increase per day 1	Increase per day 2	Increase per day 3	Increase per day 4
00-04	0	0	0	0	0	0	0	0	0
05-11	91	488	0	0	579	91	488	0	0
12-15	18	50	19	0	87	18	50	19	0
15-19	14	28	95	1	138	14	28	95	1
20-24	26	31	137	2	196	26	31	137	2
25-29	30	46	156	4	236	30	46	156	4
30-34	31	42	187	6	266	31	42	187	6
35-39	24	40	185	8	257	24	40	185	8
40-44	17	30	194	13	254	17	30	194	13
45-49	16	29	180	24	248	16	29	180	24
50-54	11	29	171	20	231	11	29	171	20
55-59	10	11	178	36	235	10	11	178	36
60-64	15	20	135	55	225	15	20	135	55
65-69	9	11	113	29	162	9	11	113	29
70-74	2	7	66	27	102	2	7	66	27
75-79	6	6	35	10	57	6	6	35	10
80-84	1	6	13	6	26	1	6	13	6
85-89	2	1	13	3	19	2	1	13	3
90+	0	1	2	0	3	0	1	2	0
Unknown	0	2	0	0	2	0	2	0	0
18+	207	320	1,829	243	2,598	207	320	1,829	243
12+	232	390	1,879	244	2,744	232	390	1,879	244
5+	323	878	1,879	244	3,323	323	878	1,879	244
ALL	323	878	1,879	244	3,323	323	878	1,879	244

<https://www.alberta.ca/stats/covid-19-alberta-statistics.htm>

LIES, DAMNED LIES AND SADISTICS

WITH DAVID DICKSON



Acute and ICU Hospitalizations by Dose

Episode 1 – A Primer

<https://dksdata.com/COVID19>

<https://twitter.com/dksdata/>

<https://www.youtube.com/user/dksdata/>

<https://rumble.com/user/dksdata/>

<https://www.linkedin.com/in/dave-dickson-DKSDATA>

<https://www.researchgate.net/profile/David-Dickson-7>

<https://www.facebook.com/dksdata>

<https://www.facebook.com/DavidandKarenD/>

The screenshot shows a web browser displaying the COVID-19 Alberta statistics page. The table below is extracted from the page.

Age group	AEFIs (n)	Percent of doses administered (%)	Rate (per 100,000 doses administered)	Total doses administered
00-04	0	0.000	0.0	0
05-11	28	0.010	9.7	287,238
12-14	53	0.019	19.0	278,634
15-19	114	0.024	24.5	465,847
20-24	146	0.028	27.7	527,145
25-29	171	0.029	29.4	582,587
30-34	262	0.038	38.3	684,709
35-39	247	0.034	33.8	730,853
40-44	316	0.046	46.3	683,059
45-49	246	0.039	39.0	630,309
50-54	215	0.035	35.2	610,021
55-59	228	0.035	34.9	653,699
60-64	205	0.031	30.9	664,028
65-69	128	0.023	22.8	561,402
70-74	104	0.024	24.0	433,788
75-79	58	0.020	20.4	283,898
80-84	26	0.014	14.0	185,531
85-89	27	0.023	22.9	117,655
90+	15	0.020	20.0	74,968
Unknown	6	0.000	0.0	0
All	2,595	0.031	30.5	8,501,584

<https://www.alberta.ca/stats/covid-19-alberta-statistics.htm>

LIES, DAMNED LIES AND SADISTICS

WITH DAVID DICKSON



Vaccinations

Episode 1 – A Primer

<https://dksdata.com/COVID19>

<https://twitter.com/dksdata/>

<https://www.youtube.com/user/dksdata/>

<https://rumble.com/user/dksdata/>

<https://www.linkedin.com/in/dave-dickson-DKSDATA>

<https://www.researchgate.net/profile/David-Dickson-7>

<https://www.facebook.com/dksdata>

<https://www.facebook.com/DavidandKarenD/>

Monday Feb 28, 2022				
Age group	AEFIs (n)	Percent of doses administered (%)	Rate (per 100,000 doses administered)	Total doses administered
00-04	0	0	0	0
11-May	28	0.01	9.7	287,238
14-Dec	53	0.019	19	278,634
15-19	114	0.024	24.5	465,847
20-24	146	0.028	27.7	527,145
25-29	171	0.029	29.4	582,587
30-34	262	0.038	38.3	684,709
35-39	247	0.034	33.8	730,853
40-44	316	0.046	46.3	683,059
45-49	246	0.039	39	630,309
50-54	215	0.035	35.2	610,021
55-59	228	0.035	34.9	653,699
60-64	205	0.031	30.9	664,028
65-69	128	0.023	22.8	561,402
70-74	104	0.024	24	433,788
75-79	58	0.02	20.4	283,898
80-84	26	0.014	14	185,531
85-89	27	0.023	22.9	117,655
90+	15	0.02	20	74,968
Unknown	6	0	0	0
All	2,595	0.031	30.5	8,501,584

Change Sunday Feb 27, 2022 - Monday Feb 28, 2022		
Age group	AEFI Change Alberta	Change in Total Doses Administered
00-04	0	0
05-11	0	579
12-15	0	87
15-19	0	138
20-24	0	196
25-29	0	236
30-34	1	266
35-39	0	257
40-44	0	254
45-49	0	248
50-54	0	231
55-59	1	235
60-64	0	225
65-69	0	162
70-74	-1	102
75-79	1	57
80-84	0	26
85-89	0	19
90+	0	3
Unknown	0	0
All	2	3,323
	AEFI	Vaccinations
Total	2,457	8,314,131
# in 24 hours	2	3,323
% in 24 hours	0.08%	0.04%

<https://www.alberta.ca/stats/covid-19-alberta-statistics.htm>

LIES, DAMNED LIES AND SADISTICS

WITH DAVID DICKSON



Adverse Events Following Immunization (AEFI)

Episode 1 – A Primer

<https://dksdata.com/COVID19>

<https://twitter.com/dksdata/>

<https://www.youtube.com/user/dksdata/>

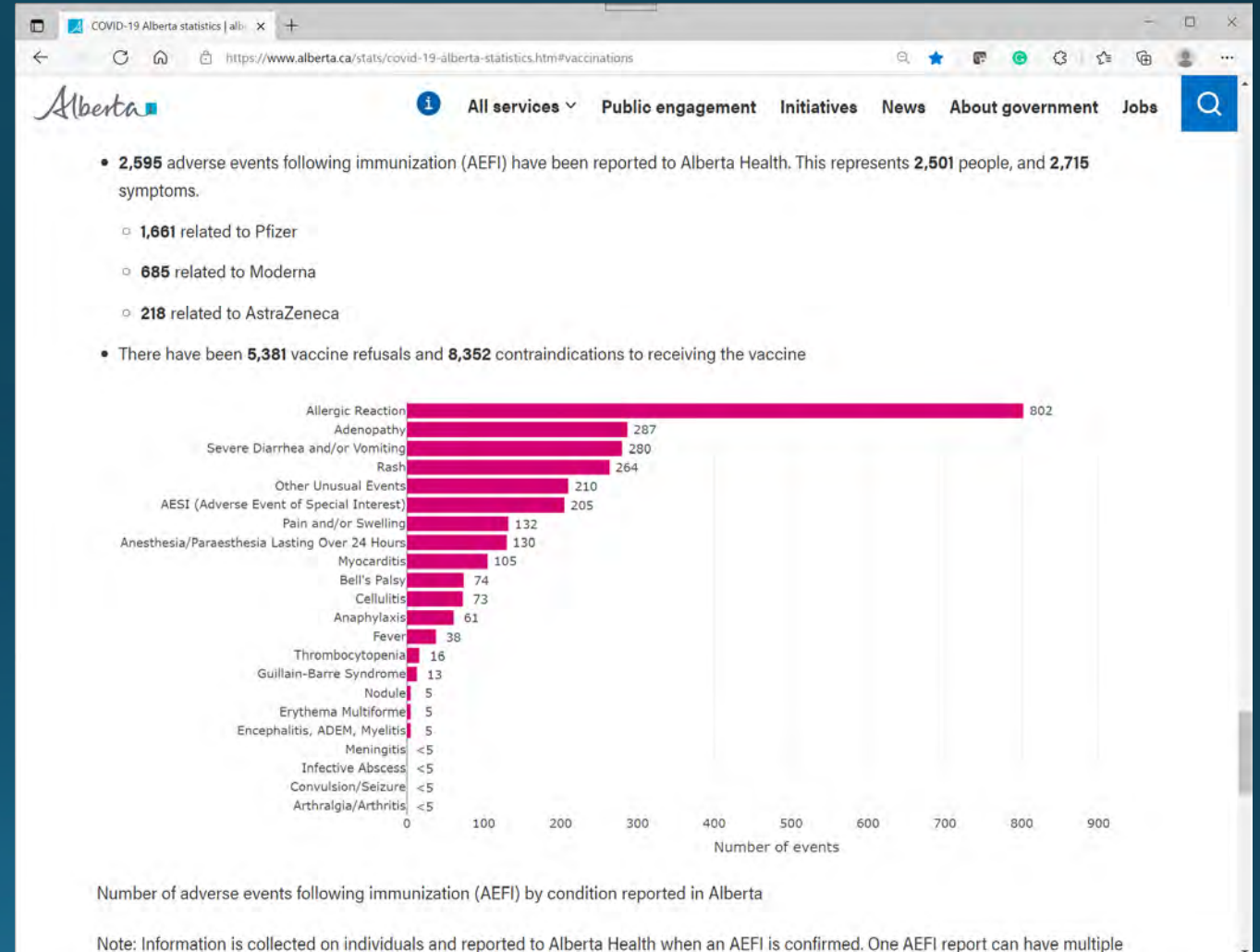
<https://rumble.com/user/dksdata/>

<https://www.linkedin.com/in/dave-dickson-DKSDATA>

<https://www.researchgate.net/profile/David-Dickson-7>

<https://www.facebook.com/dksdata>

<https://www.facebook.com/DavidandKarenD/>



<https://www.alberta.ca/stats/covid-19-alberta-statistics.htm>

LIES, DAMNED LIES AND SADISTICS

WITH DAVID DICKSON



Adverse Events Following Immunization (AEFI)

Episode 1 – A Primer

<https://dksdata.com/COVID19>

<https://twitter.com/dksdata>

<https://www.youtube.com/user/dksdata>

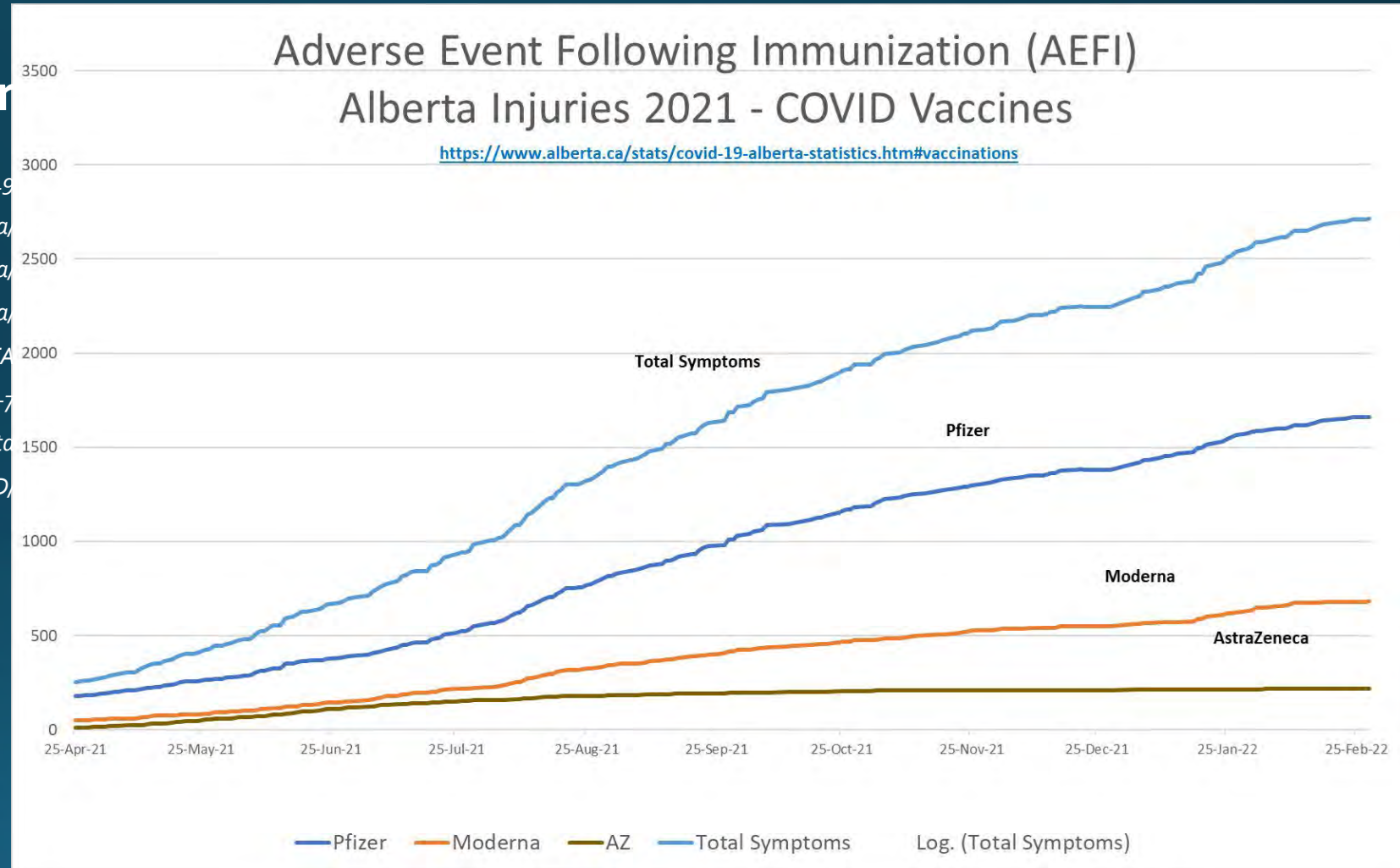
<https://rumble.com/user/dksdata>

<https://www.linkedin.com/in/dave-dickson-DKSDATA>

<https://www.researchgate.net/profile/David-Dickson-7>

<https://www.facebook.com/dksdata>

<https://www.facebook.com/DavidandKarenD>



<https://www.alberta.ca/stats/covid-19-alberta-statistics.htm>

LIES, DAMNED LIES AND SADISTICS

WITH DAVID DICKSON



Adverse Events Following Immunization (AEFI)

Episode 1 – A Primer

<https://dksdata.com/COVID19>

<https://twitter.com/dksdata/>

<https://www.youtube.com/user/dksdata/>

<https://rumble.com/user/dksdata/>

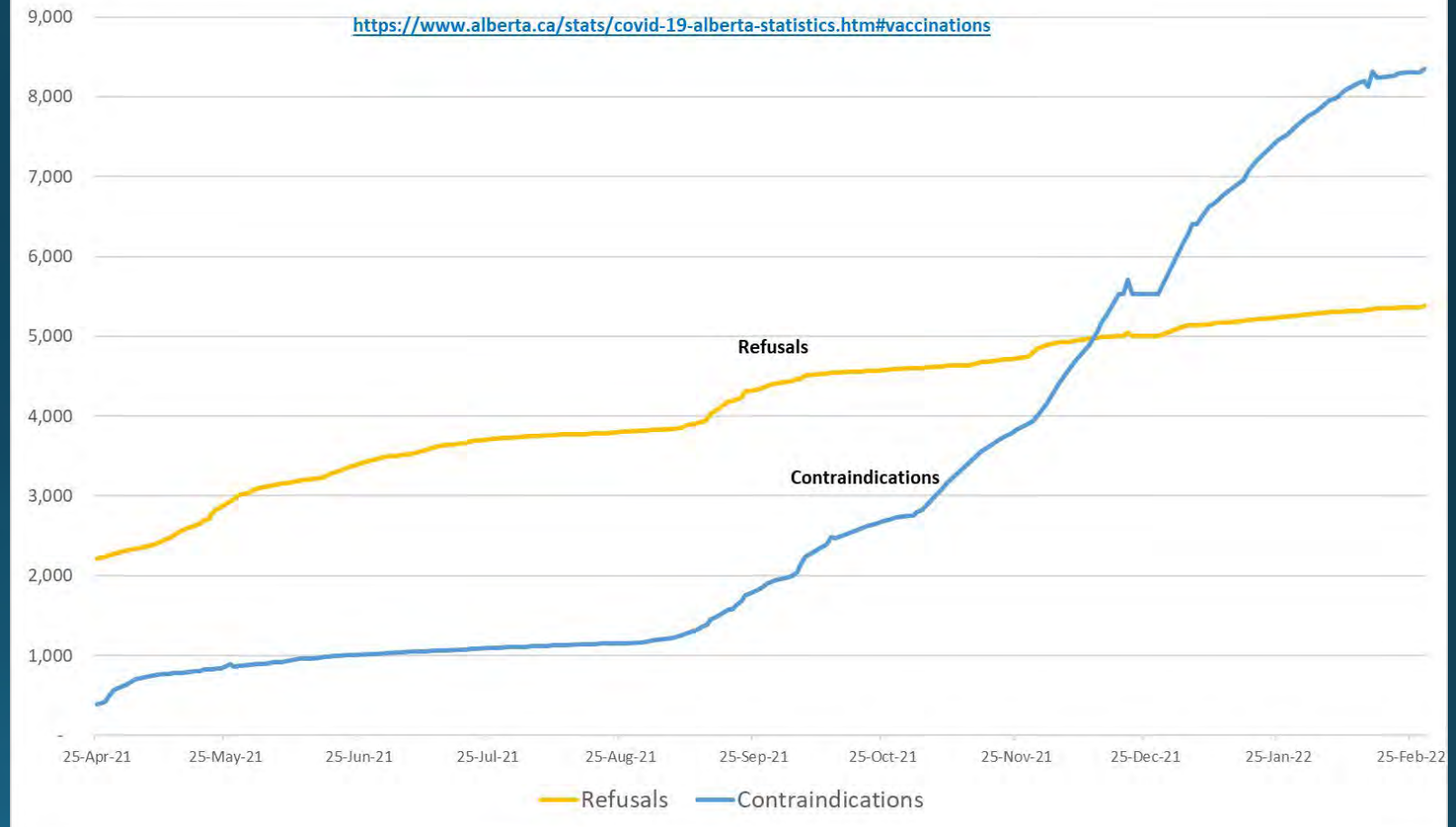
<https://www.linkedin.com/in/dave-dickson-DKSDATA>

<https://www.researchgate.net/profile/David-Dickson-7>

<https://www.facebook.com/dksdata>

<https://www.facebook.com/DavidandKarenD/>

Adverse Event Following Immunization (AEFI) Alberta Refusals and Contraindications



<https://www.alberta.ca/stats/covid-19-alberta-statistics.htm>

LIES, DAMNED LIES AND SADISTICS

WITH DAVID DICKSON



Adverse Events Following Immunization (AEFI)

Episode 1 – A Primer

<https://dksdata.com/COVID19>

<https://twitter.com/dksdata/>

<https://www.youtube.com/user/dksdata/>

<https://rumble.com/user/dksdata/>

<https://www.linkedin.com/in/dave-dickson-DKSDATA>

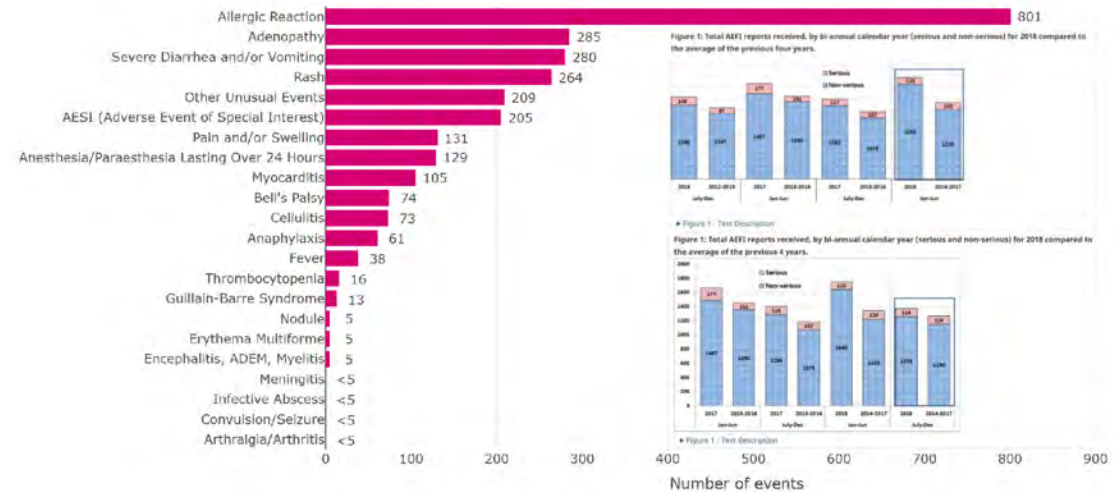
<https://www.researchgate.net/profile/David-Dickson-7>

<https://www.facebook.com/dksdata>

<https://www.facebook.com/DavidandKarenD/>

Alberta Adverse Events Following Vaccination (AEFI) reported as of February 24th, 2022.
<https://www.alberta.ca/stats/covid-19-alberta-statistics.htm#vaccinations>

- 2,589 adverse events following immunization (AEFI) have been reported to Alberta Health. This represents 2,495 people, and 2,709 symptoms.
 - 1,660 related to Pfizer
 - 681 related to Moderna
 - 218 related to AstraZeneca
- There have been 5,364 vaccine refusals and 8,306 contraindications to receiving the vaccine



Number of adverse events following immunization (AEFI) by condition reported in Alberta

<https://www.alberta.ca/stats/covid-19-alberta-statistics.htm>

LIES, DAMNED LIES AND SADISTICS

WITH DAVID DICKSON



Adverse Events Following Immunization (AEFI)

Episode 1 – A Primer

<https://dksdata.com/COVID19>

<https://twitter.com/dksdata/>

<https://www.youtube.com/user/dksdata/>

<https://rumble.com/user/dksdata/>

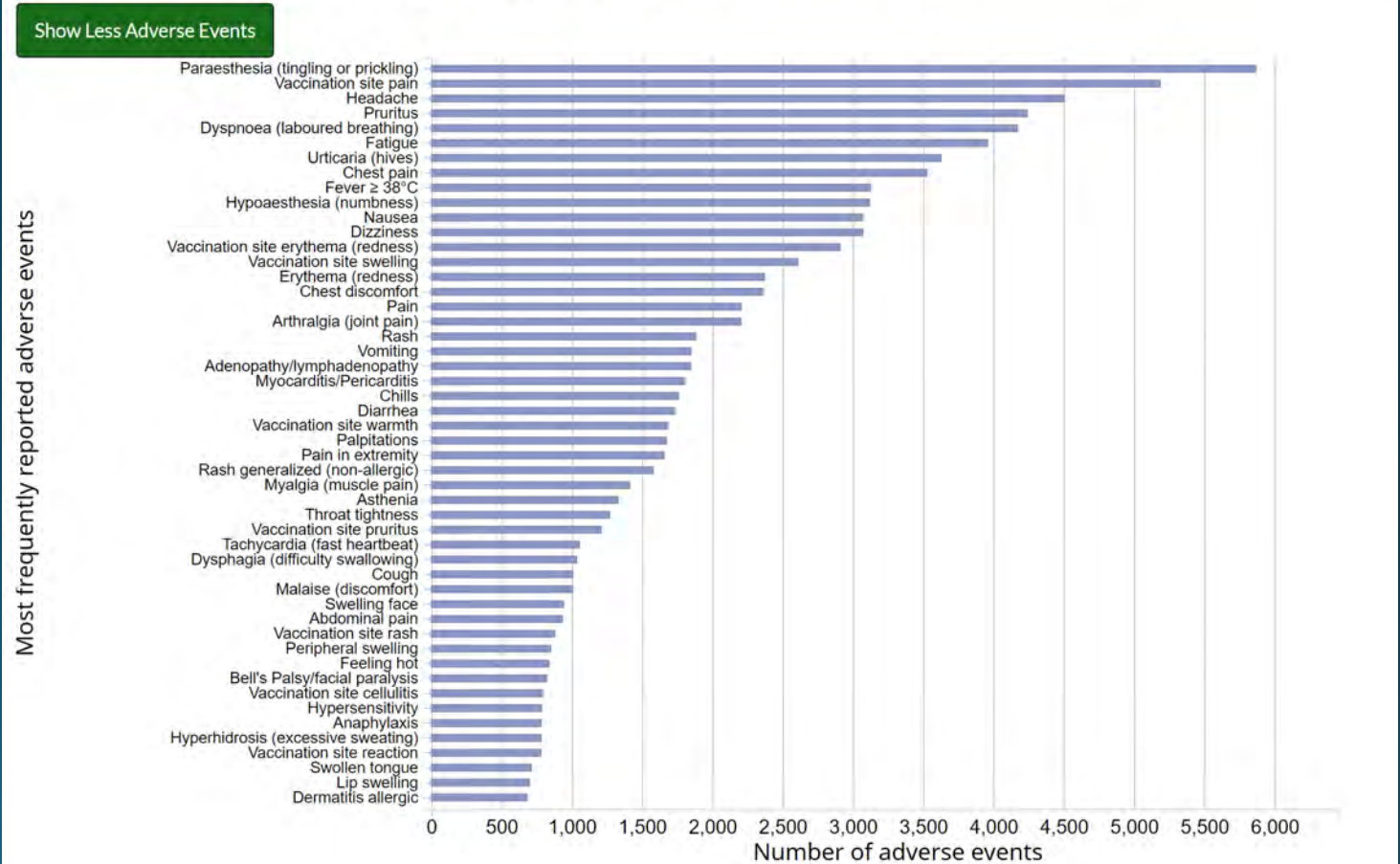
<https://www.linkedin.com/in/dave-dickson-DKSDATA>

<https://www.researchgate.net/profile/David-Dickson-7>

<https://www.facebook.com/dksdata>

<https://www.facebook.com/DavidandKarenD/>

Figure 4. Number of the most frequently reported adverse events by vaccine type (Total) up to and including February 18, 2022 (n=100,320)



<https://www.canada.ca/en/public-health/services/publications/vaccines-immunization/adverse-events-following-immunization-bi-annual-report-january-1-june-30-2019.html>

LIES, DAMNED LIES AND SADISTICS

WITH DAVID DICKSON



Adverse Events Following Immunization (AEFI)

Episode 1 – A Primer

<https://dksdata.com/COVID19>

<https://twitter.com/dksdata/>

<https://www.youtube.com/user/dksdata/>

<https://rumble.com/user/dksdata/>

<https://www.linkedin.com/in/dave-dickson-DKSDATA>

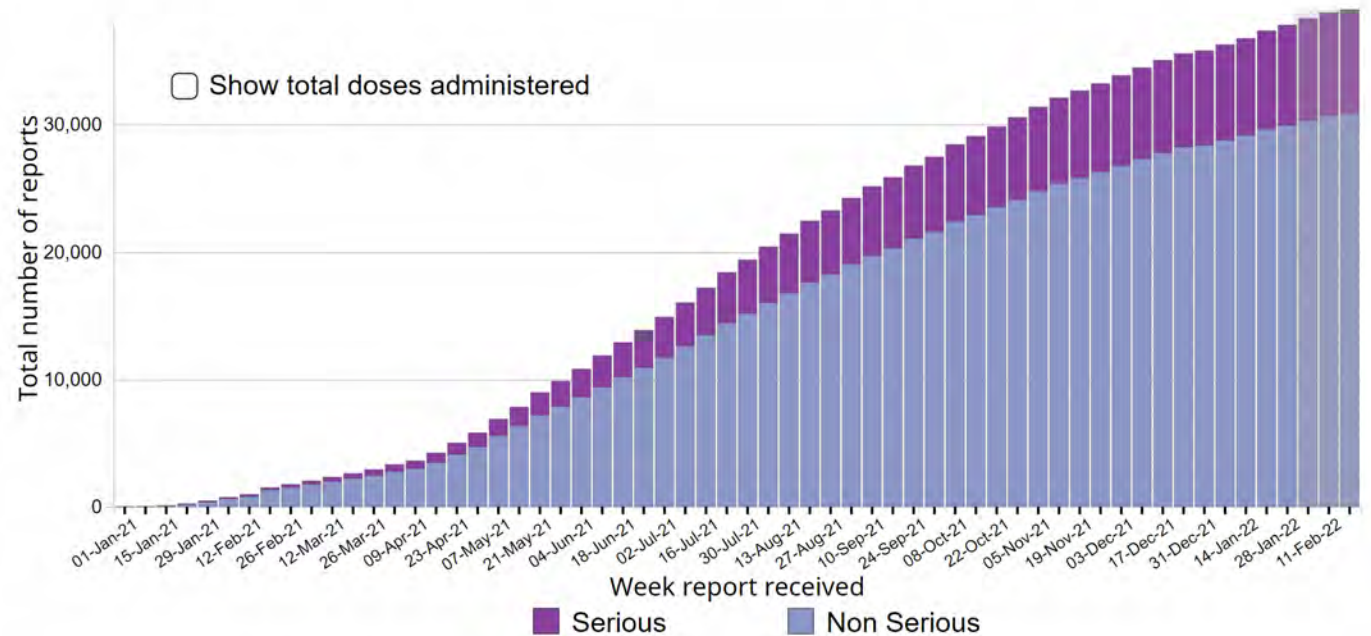
<https://www.researchgate.net/profile/David-Dickson-7>

<https://www.facebook.com/dksdata>

<https://www.facebook.com/DavidandKarenD/>

Figure 1. of COVID-19 vaccine adverse event reports for and total doses administered per week up to and including February 18, 2022 (n=39,016)

Notes: Although the cumulative number of adverse event reports continues to increase over time, so does the number of doses administered. Up to and including February 18, all adverse event reports represented 0.049% of all doses administered.



<https://www.canada.ca/en/public-health/services/publications/vaccines-immunization/adverse-events-following-immunization-bi-annual-report-january-1-june-30-2019.html>

LIES, DAMNED LIES AND SADISTICS

WITH DAVID DICKSON



Adverse Events Following Immunization (AEFI)

Episode 1 – A Primer

<https://dksdata.com/COVID19>

<https://twitter.com/dksdata/>

<https://www.youtube.com/user/dksdata/>

<https://rumble.com/user/dksdata/>

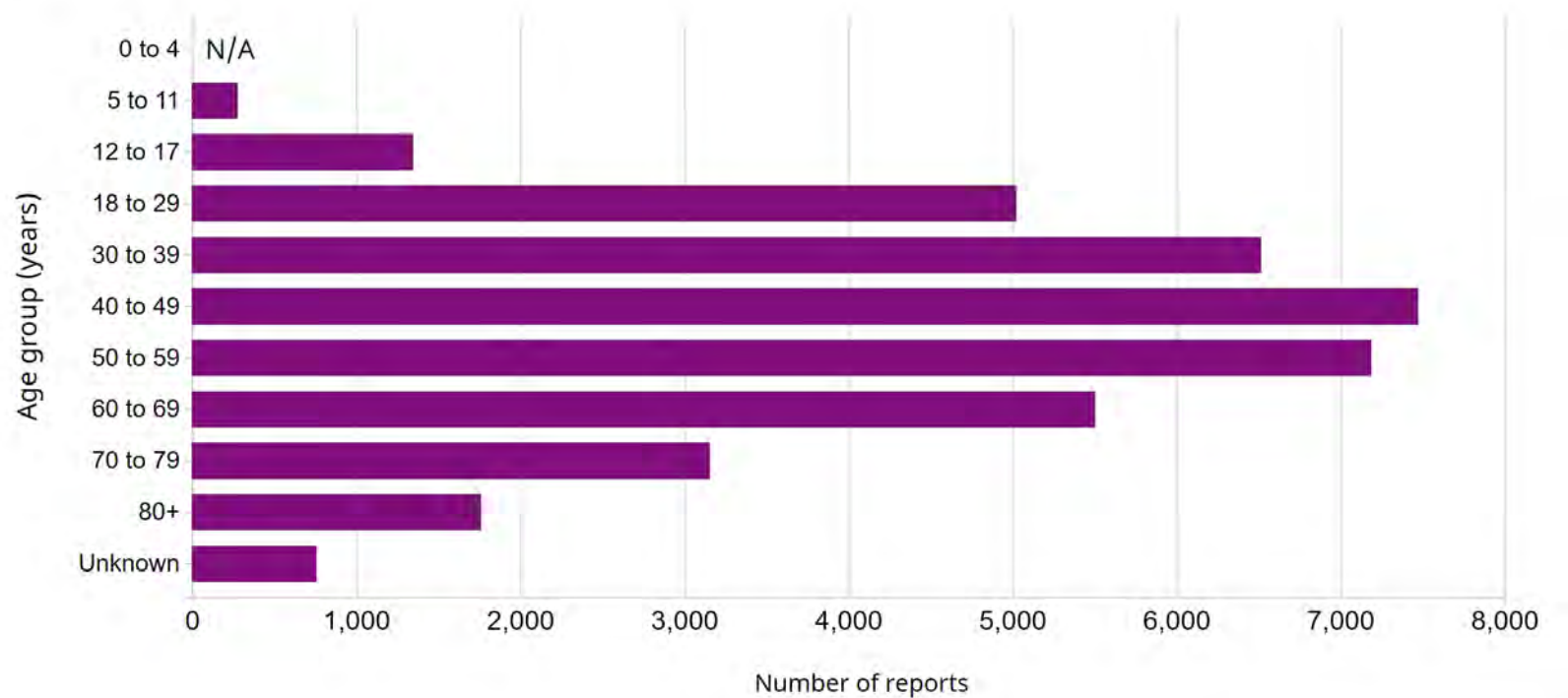
<https://www.linkedin.com/in/dave-dickson-DKSDATA>

<https://www.researchgate.net/profile/David-Dickson-7>

<https://www.facebook.com/dksdata>

<https://www.facebook.com/DavidandKarenD/>

Figure 3. of adverse event reports by up to and including February 18, 2022 (n=39,016)



<https://www.canada.ca/en/public-health/services/publications/vaccines-immunization/adverse-events-following-immunization-bi-annual-report-january-1-june-30-2019.html>

LIES, DAMNED LIES AND SADISTICS

WITH DAVID DICKSON



Adverse Events Following Immunization (AEFI)

Episode 1 – A Primer

<https://dksdata.com/COVID19>

<https://twitter.com/dksdata/>

<https://www.youtube.com/user/dksdata/>

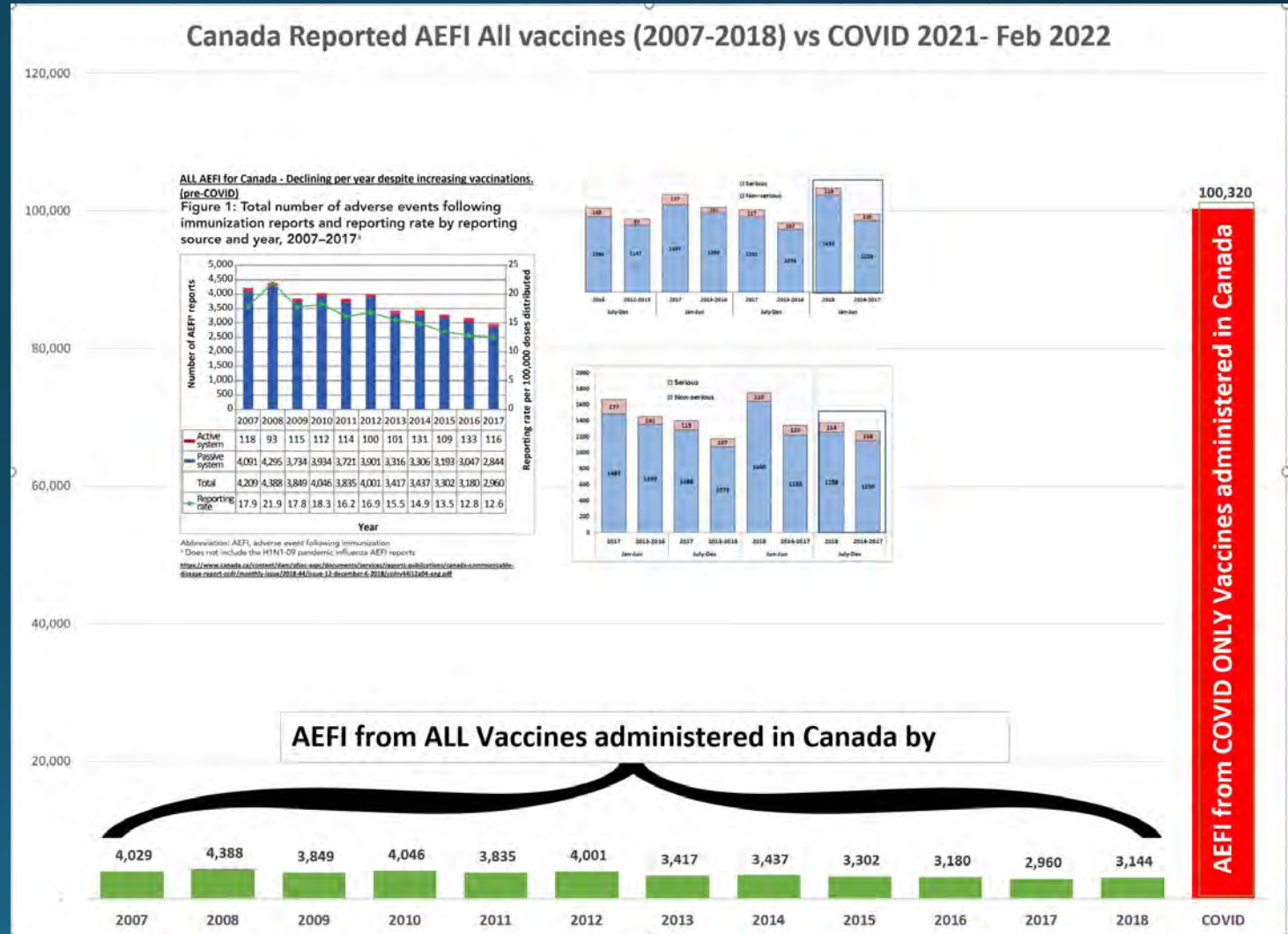
<https://rumble.com/user/dksdata/>

<https://www.linkedin.com/in/dave-dickson-DKSDATA>

<https://www.researchgate.net/profile/David-Dickson-7>

<https://www.facebook.com/dksdata>

<https://www.facebook.com/DavidandKarenD/>



<https://www.canada.ca/en/public-health/services/publications/vaccines-immunization/adverse-events-following-immunization-bi-annual-report-january-1-june-30-2019.html>

LIES, DAMNED LIES AND SADISTICS

WITH DAVID DICKSON



Adverse Events Following Immunization (AEFI)

Episode 1 – A Primer

<https://dksdata.com/COVID19>

<https://twitter.com/dksdata/>

<https://www.youtube.com/user/dksdata/>

<https://rumble.com/user/dksdata/>

<https://www.linkedin.com/in/dave-dickson-DKSDATA>

<https://www.researchgate.net/profile/David-Dickson-7>

<https://www.facebook.com/dksdata>

<https://www.facebook.com/DavidandKarenD/>

UK Adverse Events Following Vaccination (AEFI) reported as of February 16th, 2022.

In the UK 48,818,475 people are fully vaccinated and 52,542,206 have had at least one dose. 37,650,239 had a third dose (which was up to 38,138,518 for the third dose by February 24th, 2022). <https://coronavirus.data.gov.uk/details/vaccinations>

UK Normal years AEFI reactions for comparison.

<https://vk.ovg.ox.ac.uk/vk/vaccine-side-effects>

In the UK between 1997 and 2003 there were a total of **130 reports of anaphylaxis** following ALL immunisations. Around 117 million doses of vaccines were given in the UK during this period. This means that the overall rate of anaphylaxis is around 1 in 900,000."

Anaphylaxis. In COVID Vaccines alone in the UK – February 16th, 2022.

<https://www.gov.uk/government/publications/coronavirus-covid-19-vaccine-adverse-reactions/coronavirus-vaccine-summary-of-yellow-card-reporting>

"Anaphylaxis (Severe allergic reactions)

The MHRA continues to monitor reports of severe allergic reactions with the COVID-19 Pfizer/BioNTech Vaccine and has received **651 UK spontaneous adverse reactions associated with anaphylaxis or anaphylactoid reactions. Severe allergic reactions to the COVID-19 Pfizer/BioNTech Vaccine remain very rare. The MHRA's guidance remains that those with a previous history of allergic reactions to the ingredients of the vaccine should not receive it.**

The MHRA is closely monitoring reports of anaphylaxis with the COVID-19 Vaccine Moderna and has received **87 reports of anaphylaxis in association with the vaccine. Anaphylaxis is a potential side effect of the vaccine, and it is recommended that those with known hypersensitivity to the ingredients of the vaccine should not receive it.**

COVID-19 Pfizer/BioNTech Vaccine and COVID-19 Vaccine Moderna are the preferred vaccines in the UK booster programme. Reports of anaphylaxis or anaphylactoid reactions remain very rare after booster doses. Analysis of the data shows that these events are about 5 times lower after booster doses compared to the first dose.

The MHRA also closely monitors reports of anaphylaxis or anaphylactoid reactions with the COVID-19 Vaccine AstraZeneca and has received **871 UK spontaneous adverse reactions associated with anaphylaxis or anaphylactoid reactions reported and such reports are very rare. The product information reflects the fact that reports of anaphylaxis have been received for the COVID-19 Vaccine AstraZeneca"**

Reported **1,609 cases of Anaphylaxis in THIRTEEN MONTHS** for three vaccines vs. **130 cases of Anaphylaxis in SIX YEARS** for ALL vaccines. The amount of vaccine doses given is almost the same (117 Million). Similar number of doses. **Over 12 times the reported Anaphylaxis as any other vaccine EVER in the UK.**

Thrombo-embolic events with concurrent low platelets

"Up to 16 February 2022, the MHRA had received Yellow Card reports of 438 cases of major thromboembolic events (blood clots) with concurrent thrombocytopenia (low platelet counts) in the UK following vaccination with COVID-19 Vaccine AstraZeneca. Forty-nine of the 438 reports have been reported after a second dose. Of the 438 reports, 220 occurred in females, and 214 occurred in males aged from 18 to 93 years. The overall case fatality rate was 18% with 79 deaths, six of which occurred after the second dose."

<https://www.gov.uk/government/publications/coronavirus-covid-19-vaccine-adverse-reactions/coronavirus-vaccine-summary-of-yellow-card-reporting>

LIES, DAMNED LIES AND SADISTICS

WITH DAVID DICKSON



Adverse Events Following Immunization (AEFI)

Episode 1 – A Primer

<https://dksdata.com/COVID19>

<https://twitter.com/dksdata/>

<https://www.youtube.com/user/dksdata/>

<https://rumble.com/user/dksdata/>

<https://www.linkedin.com/in/dave-dickson-DKSDATA>

<https://www.researchgate.net/profile/David-Dickson-7>

<https://www.facebook.com/dksdata>

<https://www.facebook.com/DavidandKarenD/>

UK Adverse Events Following Vaccination (AEFI) reported as of February 16th, 2022.

In the UK 48,818,475 people are fully vaccinated and 52,542,206 have had at least one dose. 37,650,239 had a third dose (which was up to 38,138,518 for the third dose by February 24th, 2022). <https://coronavirus.data.gov.uk/details/vaccinations>

Pfizer

https://assets.publishing.service.gov.uk/government/uploads/system/uploads/attachment_data/file/977005/COVID-19_mRNA_Pfizer-BioNTech_Vaccine_Analysis_Print.pdf
720 reported deaths out of 475,033 adverse reactions reported.

AstraZeneca

https://assets.publishing.service.gov.uk/government/uploads/system/uploads/attachment_data/file/977006/COVID-19_vaccine_AstraZeneca_analysis_print.pdf
1,225 reported deaths out of 862,900 adverse reactions reported.

Moderna

https://assets.publishing.service.gov.uk/government/uploads/system/uploads/attachment_data/file/1013605/COVID-19_Moderna_Vaccine_Analysis_Print_18.08.2021.pdf
38 reported deaths out of 119,200 adverse reactions reported.

'Other' Covid Vaccine

https://assets.publishing.service.gov.uk/government/uploads/system/uploads/attachment_data/file/977007/COVID-19_vaccine_brand_unspecified_analysis_print.pdf
39 reported deaths (one came back to life as it was 40 last week) out of 4,689 adverse reactions reported.

In the UK, as of February 16th, 2022, there had been 2,022 deaths reported post vaccination and 1,461,822 adverse reactions.

In the UK between 1997 and 2003 there were a total of 130 reports of anaphylaxis following ALL immunisations.

COVID vaccinations as of February 16th, 2022 - Reported cases of Anaphylaxis in the UK. **1,605.**

Risk on Anaphalaxis rate 1997-2003 for ALL Vaccines = 1 in 900,000. COVID 19 Rate = 1 in 68,806.

ONS UK	Reactions	Deaths	Months	Per month Reactions	Per month Deaths	Full Covid	Deaths per 100,000
AZ	862,900	1,225	13	66,377	94		
Pfizer	475,033	720	13	36,541	55		
Moderna	119,200	38	13	9,169	3		
Other	4,689	39	13	361	3		
Total	1,461,822	2,022	13	112,448	156	48,818,475	4.142

ONS UK	Reactions	Deaths	Months	Per month Reactions	Per month Deaths	First Dose	Deaths per 100,000
AZ	862,900	1,225	13	66,377	94		
Pfizer	475,033	720	13	36,541	55		
Moderna	119,200	38	13	9,169	3		
Other	4,689	39	13	361	3		
Total	1,461,822	2,022	13	112,448	156	52,542,206	3.848

<https://www.gov.uk/government/publications/coronavirus-covid-19-vaccine-adverse-reactions/coronavirus-vaccine-summary-of-yellow-card-reporting>

<https://coronavirus.data.gov.uk/details/vaccinations> * (as of February 9th, 2022)

Third Dose by February 9th 2022 = 37,911,067 Total Doses = 139,271,748

<https://www.gov.uk/government/publications/coronavirus-covid-19-vaccine-adverse-reactions/coronavirus-vaccine-summary-of-yellow-card-reporting>

LIES, DAMNED LIES AND SADISTICS

WITH DAVID DICKSON



Vaccine Adverse Event Reporting System
www.vaers.hhs.gov

Adverse Events Following Immunization (AEFI)

Episode 1 – A Primer

<https://dksdata.com/COVID19>

<https://twitter.com/dksdata/>

<https://www.youtube.com/user/dksdata/>

<https://rumble.com/user/dksdata/>

<https://www.linkedin.com/in/dave-dickson-DKSDATA>

<https://www.researchgate.net/profile/David-Dickson-7>

<https://www.facebook.com/dksdata>

<https://www.facebook.com/DavidandKarenD/>

US Adverse Events Following Vaccination (AEFI) reported as of February 18th, 2022.
In the US 214,218,580 people are fully vaccinated and 252,400,057 have had at least one dose.
<https://usafacts.org/visualizations/covid-vaccine-tracker-states/>

Remember these numbers below are considered 1% of the actual numbers.
VAERS (US) REPORTS 1% of all deaths and injuries.
<https://thevaccinereaction.org/2020/01/only-one-percent-of-vaccine-reactions-reported-to-vaers/>
<https://digital.ahrq.gov/sites/default/files/docs/publication/r18hs017045-lazarus-final-report-2011.pdf>

VAERS (US)
<https://vaers.hhs.gov/data/datasets.html>

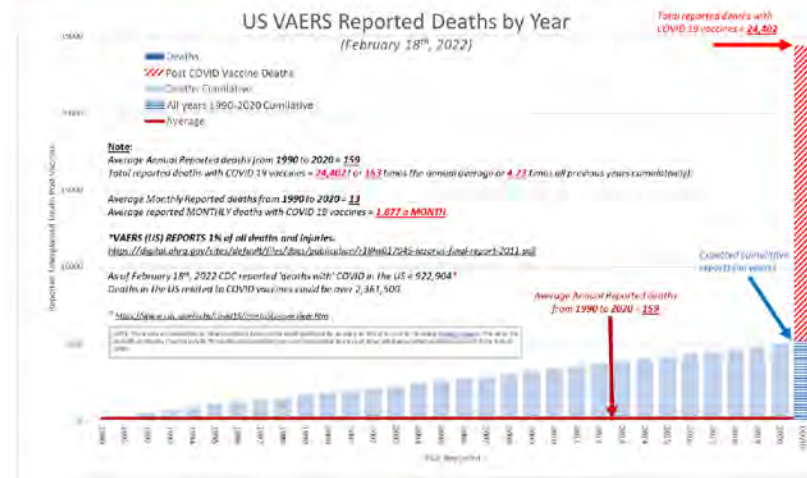
Adverse effects 1,134,984 = 1 in 189 fully vaccinated people.
<https://medalerts.org/vaersdb/findfield.php?TABLE=ON&GROUP1=CAT&EVENTS=ON&VAX=COVID19>

Deaths 24,402 = 1 in 8,779 people fully vaccinated people.
<https://www.medalerts.org/vaersdb/findfield.php?EVENTS=ON&VAX=COVID19&VAXTYPES=COVID-19&DIED=Yes>

Average Reported deaths from 1990 to 2020 = 159

Total reported deaths (2020/2022) with COVID 19 vaccines = 24,402
151 times the annual average
4.65 times ALL previous years cumulatively.

Year	Reported Deaths	Deaths Cumulative	Average
1990	76	76	159
1991	160	236	159
1992	218	454	159
1993	219	673	159
1994	223	892	159
1995	140	1,115	159
1996	123	1,255	159
1997	133	1,378	159
1998	132	1,511	159
1999	144	1,643	159
2000	141	1,787	159
2001	174	1,928	159
2002	135	2,102	159
2003	199	2,237	159
2004	162	2,436	159
2005	131	2,598	159
2006	123	2,729	159
2007	162	2,852	159
2008	182	3,014	159
2009	191	3,196	159
2010	161	3,387	159
2011	173	3,548	159
2012	166	3,721	159
2013	129	3,887	159
2014	131	4,016	159
2015	150	4,147	159
2016	178	4,297	159
2017	165	4,475	159
2018	165	4,640	159
2019	183	4,805	159
2020	166	4,988	159
COVID	24,402	5,154	159



<https://vaers.hhs.gov/data/datasets.html>

LIES, DAMNED LIES AND SADISTICS

WITH DAVID DICKSON

Episode 1 – A Primer

<https://dksdata.com/COVID19>

<https://twitter.com/dksdata/>

<https://www.youtube.com/user/dksdata/>

<https://rumble.com/user/dksdata/>

<https://www.linkedin.com/in/dave-dickson-DKSDATA>

<https://www.researchgate.net/profile/David-Dickson-7>

<https://www.facebook.com/dksdata>

<https://www.facebook.com/DavidandKarenD/>

Reality now

The reality of now

vs.

The perception of now



LIES, DAMNED LIES AND SADISTICS

WITH DAVID DICKSON

TESTING & MORE

Episode 1 – A Primer

<https://dksdata.com/COVID19>

<https://twitter.com/dksdata/>

<https://www.youtube.com/user/dksdata/>

<https://rumble.com/user/dksdata/>

<https://www.linkedin.com/in/dave-dickson-DKSDATA>

<https://www.researchgate.net/profile/David-Dickson-7>

<https://www.facebook.com/dksdata>

<https://www.facebook.com/DavidandKarenD/>



 **Health Canada and PHAC** 
@GovCanHealth

#ADVISORY: Health Canada is advising of health risks from accidental exposure to some ingredients in **#Covid19** rapid antigen tests: ow.ly/SktJ50I3GZQ

Advisory
HEALTH PRODUCTS



RECALLS.CANADA.CA 

LIES, DAMNED LIES AND SADISTICS

WITH DAVID DICKSON

ORDERS & MORE
CMOH Order 07-2022

Episode 1 – A Primer

<https://dksdata.com/COVID19>

<https://twitter.com/dksdata/>

<https://www.youtube.com/user/dksdata/>

<https://rumble.com/user/dksdata/>

<https://www.linkedin.com/in/dave-dickson-DKSDATA>

<https://www.researchgate.net/profile/David-Dickson-7>

<https://www.facebook.com/dksdata>

<https://www.facebook.com/DavidandKarenD/>

Part 2 – Restricting staff movement among health care facilities

- 2.1 An operator of a health care facility, and any contractor operating within a health care facility, located in the Province of Alberta, must restrict the movement among health care facilities of staff members who are not vaccinated by ensuring that such staff members only work at one health care facility.

LIES, DAMNED LIES AND SADISTICS

WITH DAVID DICKSON

Episode 1 – A Primer

<https://dksdata.com/COVID19>

<https://twitter.com/dksdata/>

<https://www.youtube.com/user/dksdata/>

<https://rumble.com/user/dksdata/>

<https://www.linkedin.com/in/dave-dickson-DKSDATA>

<https://www.researchgate.net/profile/David-Dickson-7>

<https://www.facebook.com/dksdata>

<https://www.facebook.com/DavidandKarenD/>

A Tale of Two Justice Ministers *Minister Madu*

understand the circumstances and context of Minister Madu. For this question, the answer is much simpler. A reasonable person informed of all the facts and having had time to think about can only come to one conclusion. The Minister of Justice cannot phone the Chief of Police to discuss his traffic ticket. In *A Book for Judges*, a 1980 publication of the Canadian Judicial Council, one of the topics addressed is attempts to influence judges by third parties. “Regardless of the source, ministerial, journalistic or other, all such efforts must, of course, be firmly rejected. This rule is so elementary that it requires no further exposition.”⁶ And, it is elementary here.

Conclusions

40. Did Minister Madu interfere with the administration of justice? He did not.
41. Did Minister Madu attempt to interfere with the administration of justice? He did.
42. Is there a reasonable perception that Minister Madu interfered with the administration of justice? Yes.

Dated at Calgary, Alberta, February 15, 2022



C. Adèle Kent

LIES, DAMNED LIES AND SADISTICS

WITH DAVID DICKSON

Episode 1 – A Primer

<https://dksdata.com/COVID19>

<https://twitter.com/dksdata/>

<https://www.youtube.com/user/dksdata/>

<https://rumble.com/user/dksdata/>

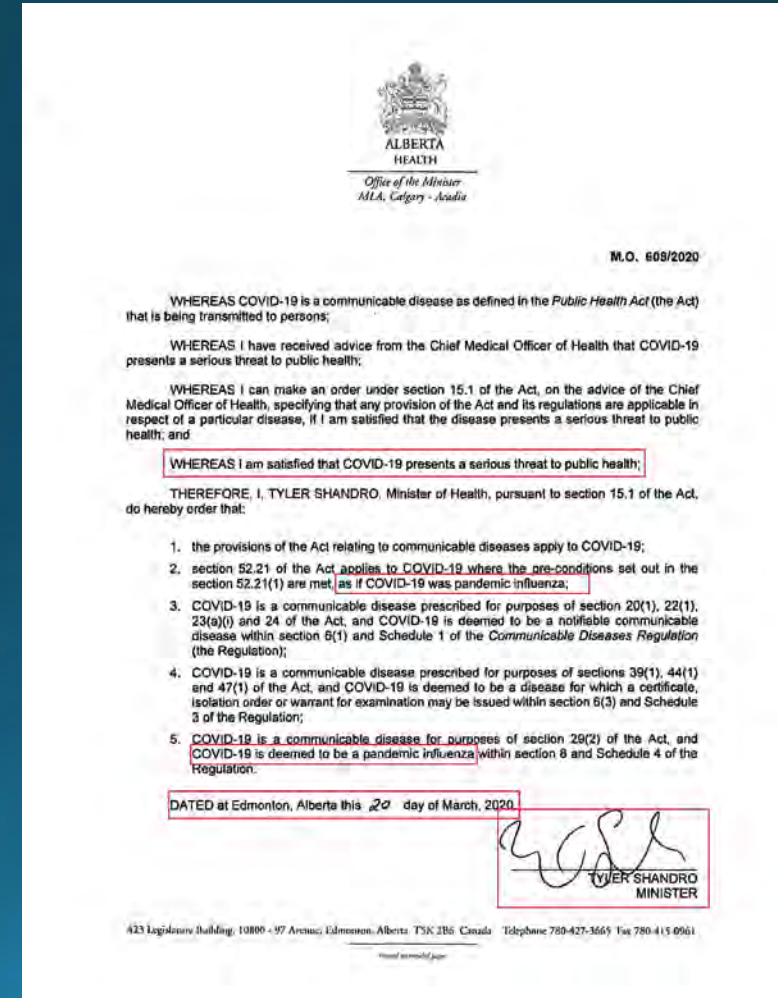
<https://www.linkedin.com/in/dave-dickson-DKSDATA>

<https://www.researchgate.net/profile/David-Dickson-7>

<https://www.facebook.com/dksdata>

<https://www.facebook.com/DavidandKarenD/>

A Tale of Two Justice Ministers *Minister Shandro*



LIES, DAMNED LIES AND SADISTICS

WITH DAVID DICKSON

Episode 1 – A Primer

<https://dksdata.com/COVID19>

<https://twitter.com/dksdata/>

<https://www.youtube.com/user/dksdata/>

<https://rumble.com/user/dksdata/>

<https://www.linkedin.com/in/dave-dickson-DKSDATA>

<https://www.researchgate.net/profile/David-Dickson-7>

<https://www.facebook.com/dksdata>

<https://www.facebook.com/DavidandKarenD/>

A Tale of Two Justice Ministers *Minister Shandro*

WHEREAS I am satisfied that COVID-19 presents a serious threat to public health;

THEREFORE, I, TYLER SHANDRO, Minister of Health, pursuant to section 15.1 of the Act, do hereby order that:

1. the provisions of the Act relating to communicable diseases apply to COVID-19;
2. section 52.21 of the Act applies to COVID-19 where the pre-conditions set out in the section 52.21(1) are met, as if COVID-19 was pandemic influenza;
3. COVID-19 is a communicable disease prescribed for purposes of section 20(1), 22(1), 23(a)(i) and 24 of the Act, and COVID-19 is deemed to be a notifiable communicable disease within section 6(1) and Schedule 1 of the *Communicable Diseases Regulation* (the Regulation);
4. COVID-19 is a communicable disease prescribed for purposes of sections 39(1), 44(1) and 47(1) of the Act, and COVID-19 is deemed to be a disease for which a certificate, isolation order or warrant for examination may be issued within section 6(3) and Schedule 3 of the Regulation;
5. COVID-19 is a communicable disease for purposes of section 29(2) of the Act, and COVID-19 is deemed to be a pandemic influenza within section 8 and Schedule 4 of the Regulation.

DATED at Edmonton, Alberta this 20 day of March, 2020.


TYLER SHANDRO
MINISTER

LIES, DAMNED LIES AND SADISTICS

WITH DAVID DICKSON

Episode 1 – A Primer

<https://dksdata.com/COVID19>

<https://twitter.com/dksdata/>

<https://www.youtube.com/user/dksdata/>

<https://rumble.com/user/dksdata/>

<https://www.linkedin.com/in/dave-dickson-DKSDATA>

<https://www.researchgate.net/profile/David-Dickson-7>

<https://www.facebook.com/dksdata>

<https://www.facebook.com/DavidandKarenD/>

A Tale of Two Justice Ministers *Minister Shandro*

LAW SOCIETY of ALBERTA

Tyler Shandro, QC

Type:	Conduct
First Date of Hearing:	
Last Date of Hearing:	
Status:	Citations Issued
Location:	Virtual Hearing

CO20200379

1. It is alleged that Tyler Shandro, QC attended the private residence of a member of the public, behaved inappropriately by engaging in conduct that brings the reputation of the profession into disrepute, and that such conduct is deserving of sanction;

CO20200393

2. It is alleged that Tyler Shandro, QC used his position as Minister of Health to obtain personal cell phone numbers, contacted one or more members of the public outside of regular working hours using that information, and that such conduct is deserving of sanction; and

LIES, DAMNED LIES AND SADISTICS

WITH DAVID DICKSON

Freedom Movements
A distraction or another assault?

Episode 1 – A Primer

<https://dksdata.com/COVID19>

<https://twitter.com/dksdata/>

<https://www.youtube.com/user/dksdata/>

<https://rumble.com/user/dksdata/>

<https://www.linkedin.com/in/dave-dickson-DKSDATA>

<https://www.researchgate.net/profile/David-Dickson-7>

<https://www.facebook.com/dksdata>

<https://www.facebook.com/DavidandKarenD/>

Gaslighting on all sides.



LIES, DAMNED LIES AND SADISTICS

WITH DAVID DICKSON

Episode 1 – A Primer

<https://dksdata.com/COVID19>

<https://twitter.com/dksdata/>

<https://www.youtube.com/user/dksdata/>

<https://rumble.com/user/dksdata/>

<https://www.linkedin.com/in/dave-dickson-DKSDATA>

<https://www.researchgate.net/profile/David-Dickson-7>

<https://www.facebook.com/dksdata>

<https://www.facebook.com/DavidandKarenD/>

Ukraine


A distraction or
"The Best Laid Plan" after all?

The Best Laid Plans. COVID-19

Published on March 28, 2020

[Edit article](#)

[View stats](#)



A SARS-COV-2 Story.



Dave Dickson 😊

😊 International Privacy Advocate and Cybersecurity Consultant (Available for immediate consulting engagements) 😊

19 articles

LIES, DAMNED LIES AND SADISTICS

WITH DAVID DICKSON

What Next...

Episode 1 – A Primer

<https://dksdata.com/COVID19>

<https://twitter.com/dksdata/>

<https://www.youtube.com/user/dksdata/>

<https://rumble.com/user/dksdata/>

<https://www.linkedin.com/in/dave-dickson-DKSDATA>

<https://www.researchgate.net/profile/David-Dickson-7>

<https://www.facebook.com/dksdata>

<https://www.facebook.com/DavidandKarenD/>

