

# WE FAILED THE ELDERLY. WE FAILED THE CHILDREN.

## Who will save those with no voice? Those with no choice?

*Despite vaccine rollout decreasing dramatically over time, reported Adverse Events Following Immunization (AEFI) per 100,000 people increases in EVERY AGE GROUP. The largest spike occurs in the four months pre XBB Rollout (June-September 2023) suggesting long term impacts from initial vaccinations. At the time this report was produced, there have been no XBB AEFI reports published.*

*All age groups (over 4 years) show a clear manual modification (artificial drop in per 100,000 AEFI) in the two reporting periods from October 2022-January 2023.*

*The age group 0-4 has seen the **largest** per 100,000 AEFI increase in any age group (as projected) despite having the **lowest** vaccine uptake (to date). This is the age group was **targeted** with **TWO-THREE** doses of **NEW, UNTESTED COVID XBB VACCINES ON THE SAME DAY AS THE NEW FLU SHOTS.***

*CDC published reports show that receiving the flu and COVID vaccines on the same day in 2021/2022 **increased reported AEFI by 11% IN THE FIRST 7 days.** As most AEFI takes months to years to show, **this percentage is a gross underestimation.** The UK MHRA is still receiving **Serious Adverse Event/Death reports** for AZ and other original COVID shots **almost 2 years after they were last available.***

<https://dksdata.com/ONSDATA>

<https://dksdata.com/BenefactBulletins>

<https://dksdata.com/ExcessDeaths>





Government of Canada

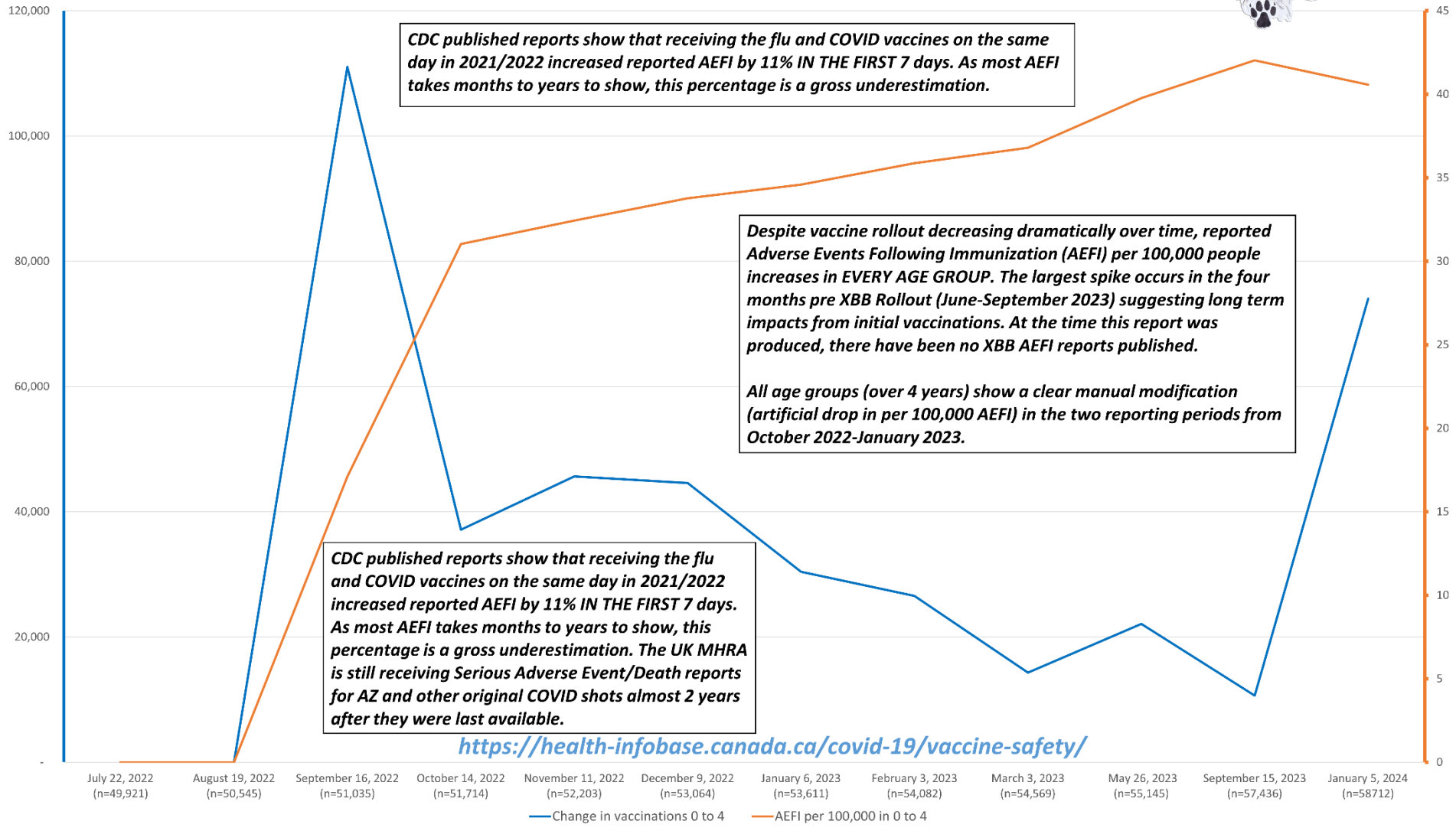
Gouvernement du Canada

# Canada - Vaccination uptake vs. AEFI per 100,000

## Age Group 0 to 4



**AEFI for the XBB Vaccine has not yet been released**



**CDC published reports show that receiving the flu and COVID vaccines on the same day in 2021/2022 increased reported AEFI by 11% IN THE FIRST 7 days. As most AEFI takes months to years to show, this percentage is a gross underestimation.**

**Despite vaccine rollout decreasing dramatically over time, reported Adverse Events Following Immunization (AEFI) per 100,000 people increases in EVERY AGE GROUP. The largest spike occurs in the four months pre XBB Rollout (June-September 2023) suggesting long term impacts from initial vaccinations. At the time this report was produced, there have been no XBB AEFI reports published.**

**All age groups (over 4 years) show a clear manual modification (artificial drop in per 100,000 AEFI) in the two reporting periods from October 2022-January 2023.**

**CDC published reports show that receiving the flu and COVID vaccines on the same day in 2021/2022 increased reported AEFI by 11% IN THE FIRST 7 days. As most AEFI takes months to years to show, this percentage is a gross underestimation. The UK MHRA is still receiving Serious Adverse Event/Death reports for AZ and other original COVID shots almost 2 years after they were last available.**

<https://health-infobase.canada.ca/covid-19/vaccine-safety/>



Government of Canada

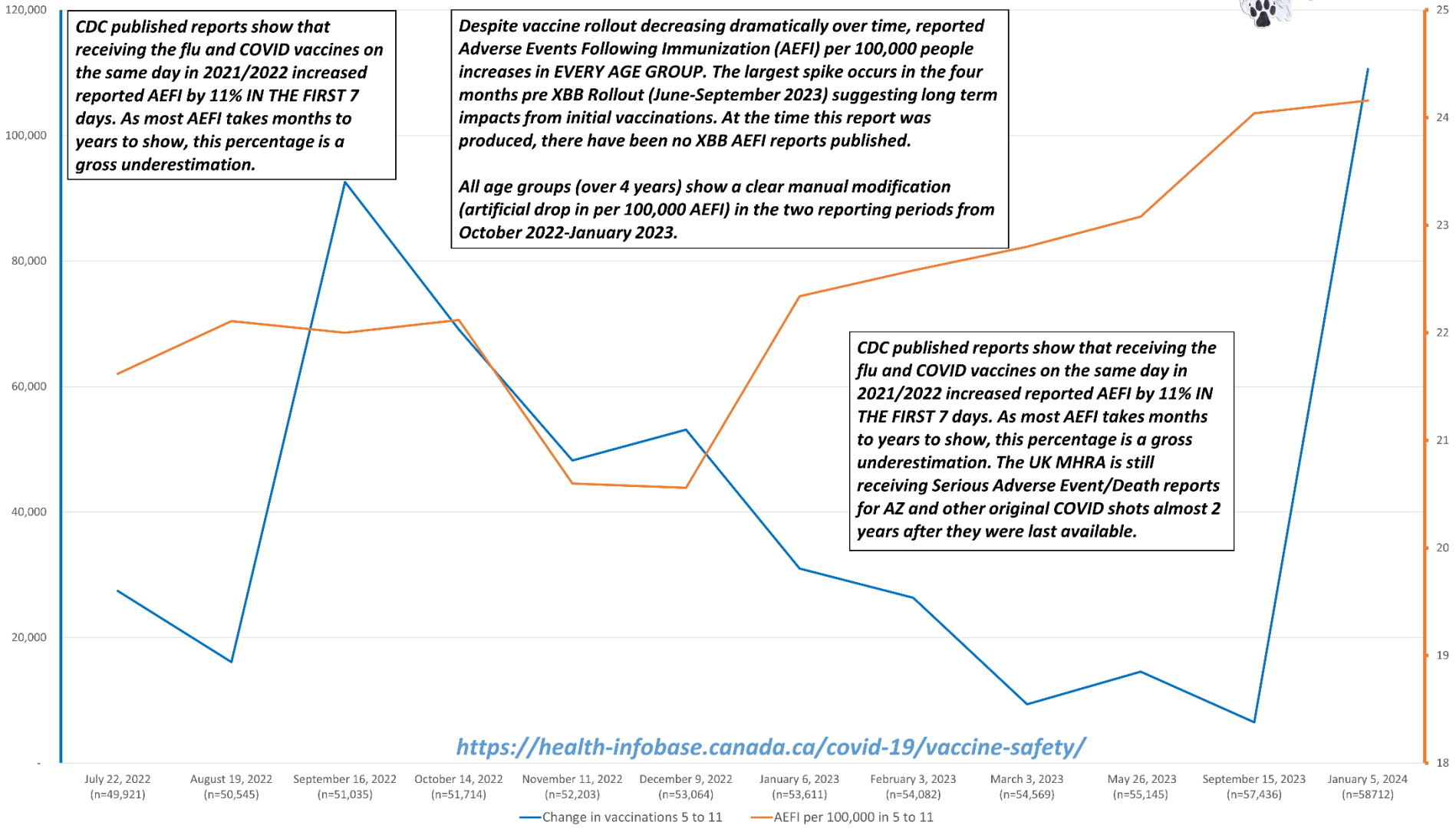
Gouvernement du Canada

# Canada - Vaccination uptake vs. AEFI per 100,000

## Age Group 5 to 11



**AEFI for the XBB Vaccine has not yet been released**



**CDC published reports show that receiving the flu and COVID vaccines on the same day in 2021/2022 increased reported AEFI by 11% IN THE FIRST 7 days. As most AEFI takes months to years to show, this percentage is a gross underestimation.**

**Despite vaccine rollout decreasing dramatically over time, reported Adverse Events Following Immunization (AEFI) per 100,000 people increases in EVERY AGE GROUP. The largest spike occurs in the four months pre XBB Rollout (June-September 2023) suggesting long term impacts from initial vaccinations. At the time this report was produced, there have been no XBB AEFI reports published.**

**All age groups (over 4 years) show a clear manual modification (artificial drop in per 100,000 AEFI) in the two reporting periods from October 2022-January 2023.**

**CDC published reports show that receiving the flu and COVID vaccines on the same day in 2021/2022 increased reported AEFI by 11% IN THE FIRST 7 days. As most AEFI takes months to years to show, this percentage is a gross underestimation. The UK MHRA is still receiving Serious Adverse Event/Death reports for AZ and other original COVID shots almost 2 years after they were last available.**

<https://health-infobase.canada.ca/covid-19/vaccine-safety/>



Government of Canada

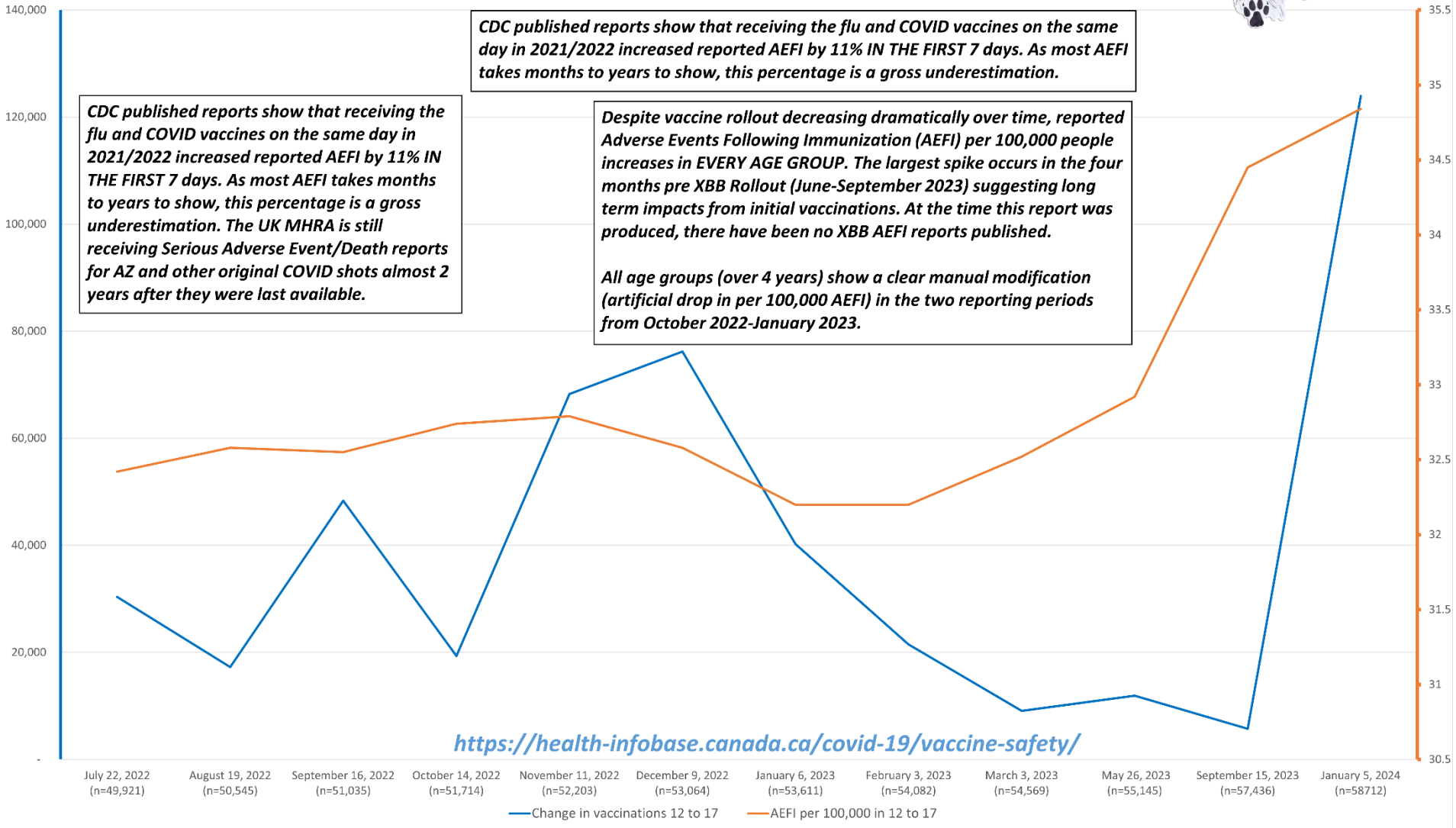
Gouvernement du Canada

# Canada - Vaccination uptake vs. AEFI per 100,000

## Age Group 12 to 17



**AEFI for the XBB Vaccine has not yet been released**





Government of Canada

Gouvernement du Canada

# Canada - Vaccination uptake vs. AEFI per 100,000

## Age Group 18 to 29



**AEFI for the XBB Vaccine has not yet been released**

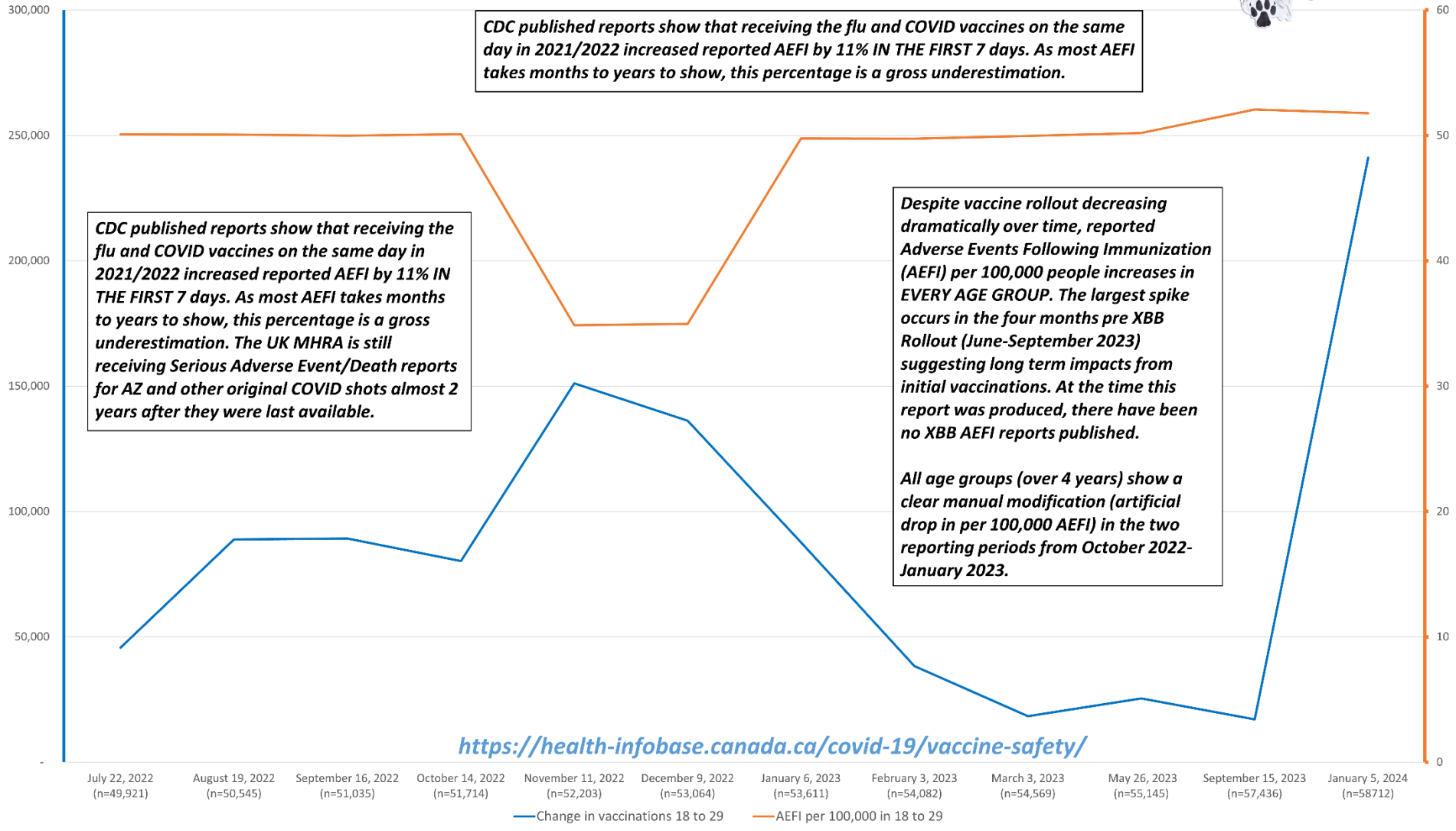
**CDC published reports show that receiving the flu and COVID vaccines on the same day in 2021/2022 increased reported AEFI by 11% IN THE FIRST 7 days. As most AEFI takes months to years to show, this percentage is a gross underestimation.**

**CDC published reports show that receiving the flu and COVID vaccines on the same day in 2021/2022 increased reported AEFI by 11% IN THE FIRST 7 days. As most AEFI takes months to years to show, this percentage is a gross underestimation. The UK MHRA is still receiving Serious Adverse Event/Death reports for AZ and other original COVID shots almost 2 years after they were last available.**

**Despite vaccine rollout decreasing dramatically over time, reported Adverse Events Following Immunization (AEFI) per 100,000 people increases in EVERY AGE GROUP. The largest spike occurs in the four months pre XBB Rollout (June-September 2023) suggesting long term impacts from initial vaccinations. At the time this report was produced, there have been no XBB AEFI reports published.**

**All age groups (over 4 years) show a clear manual modification (artificial drop in per 100,000 AEFI) in the two reporting periods from October 2022-January 2023.**

<https://health-infobase.canada.ca/covid-19/vaccine-safety/>





Government of Canada

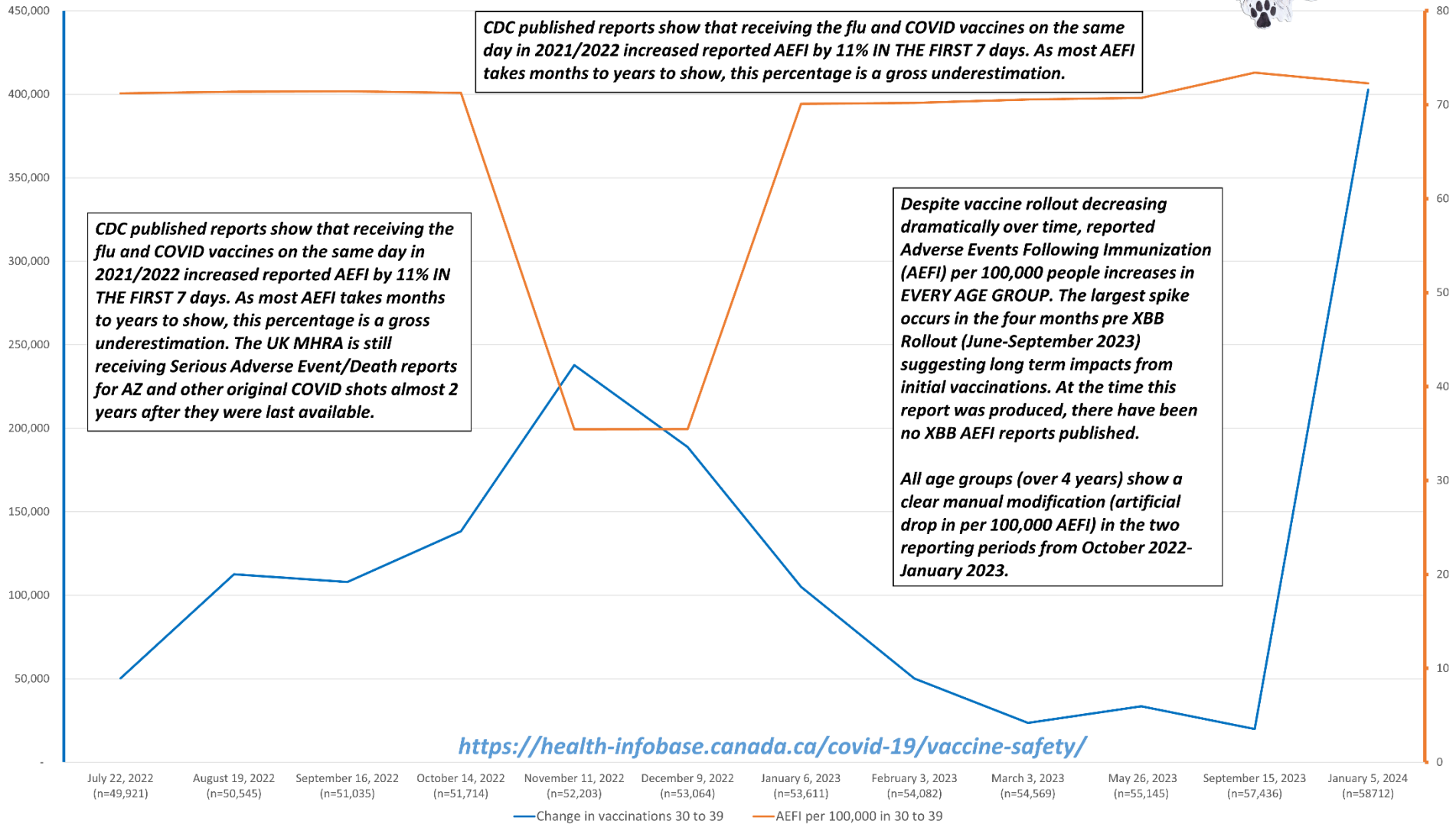
Gouvernement du Canada

# Canada - Vaccination uptake vs. AEFI per 100,000

## Age Group 30 to 39



**AEFI for the XBB Vaccine has not yet been released**



<https://health-infobase.canada.ca/covid-19/vaccine-safety/>



Government of Canada

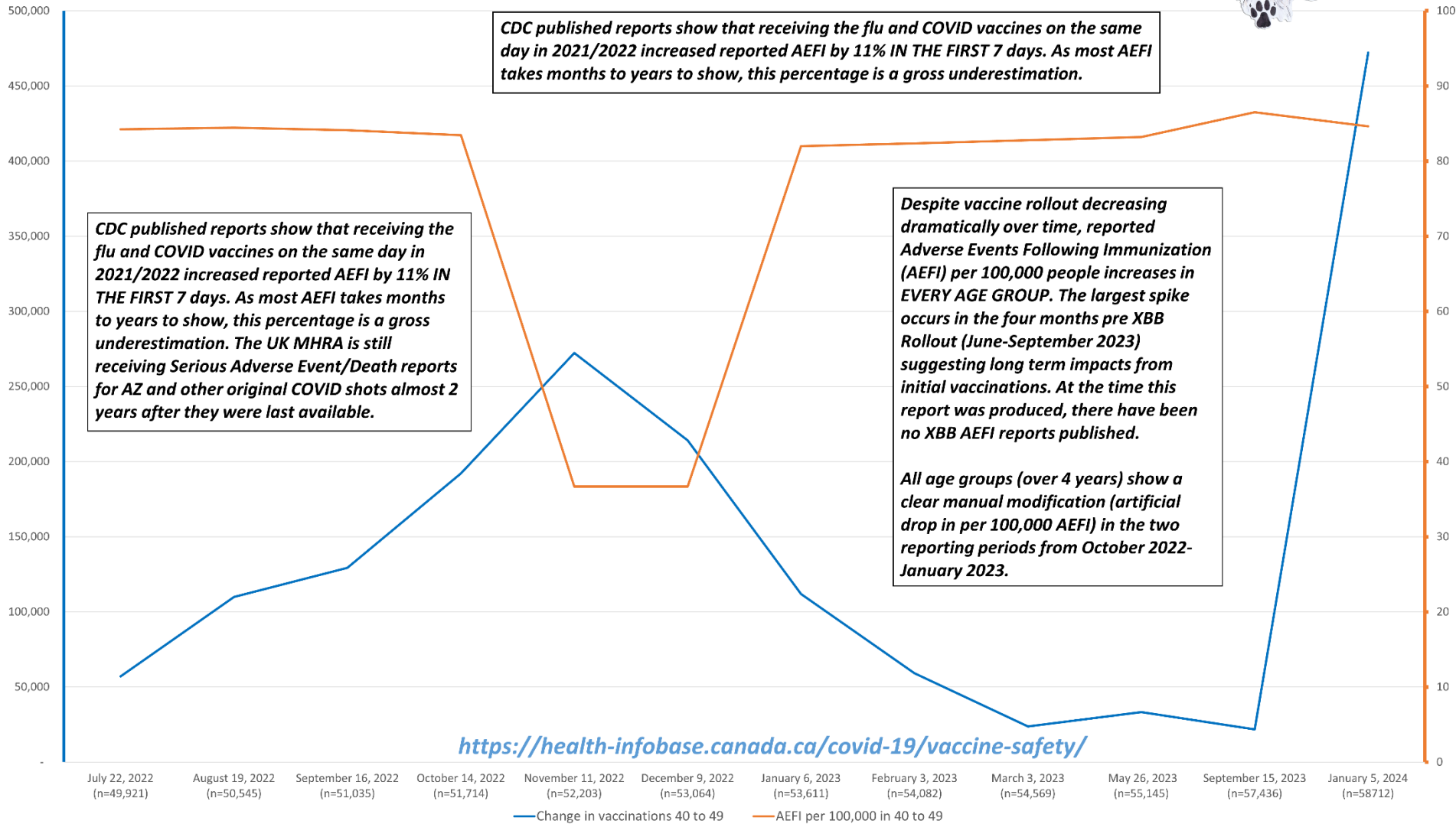
Gouvernement du Canada

# Canada - Vaccination uptake vs. AEFI per 100,000

## Age Group 40 to 49



**AEFI for the XBB Vaccine has not yet been released**





Government of Canada

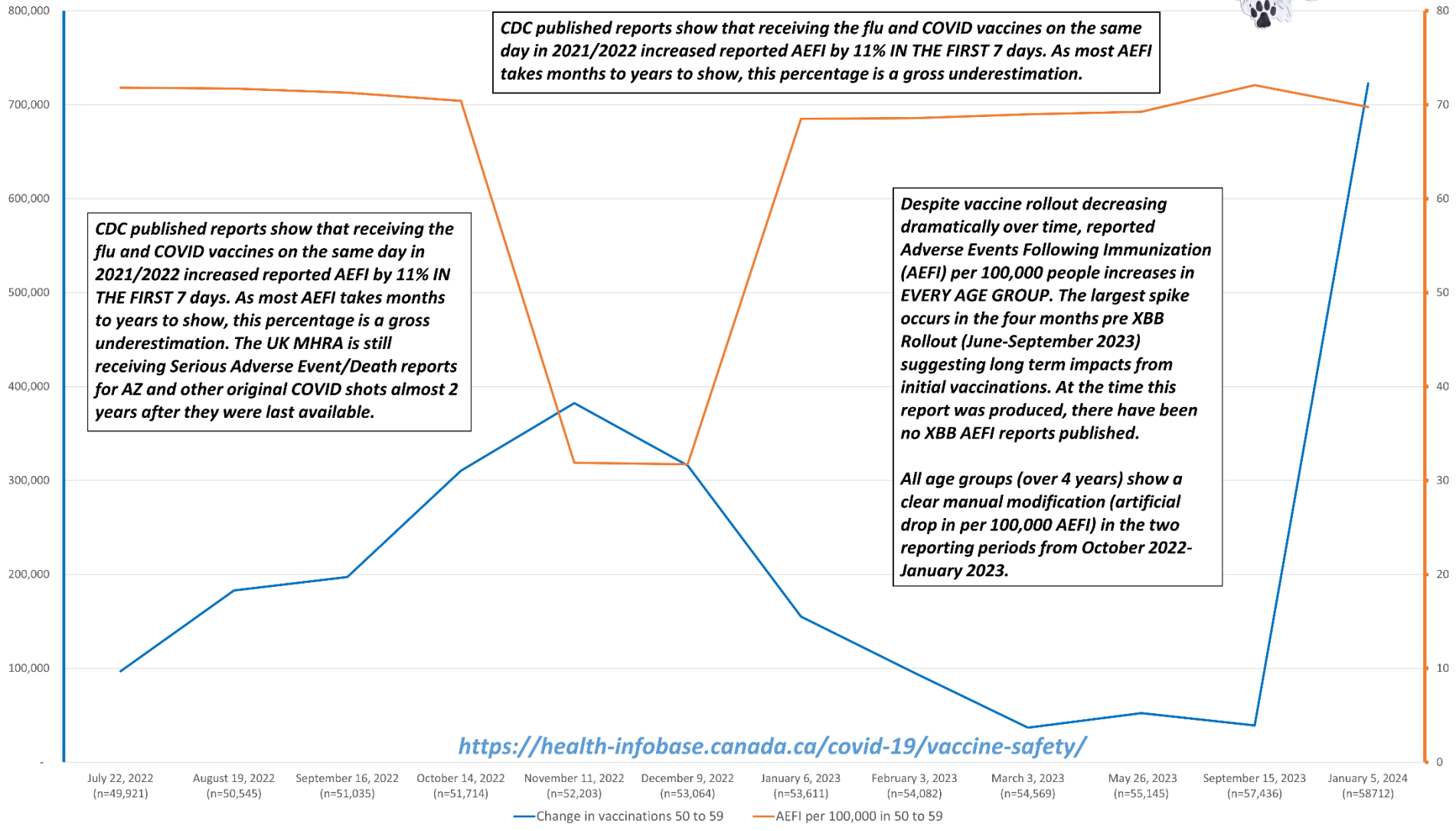
Gouvernement du Canada

# Canada - Vaccination uptake vs. AEFI per 100,000

## Age Group 50 to 59



**AEFI for the XBB Vaccine has not yet been released**



<https://health-infobase.canada.ca/covid-19/vaccine-safety/>





Government of Canada

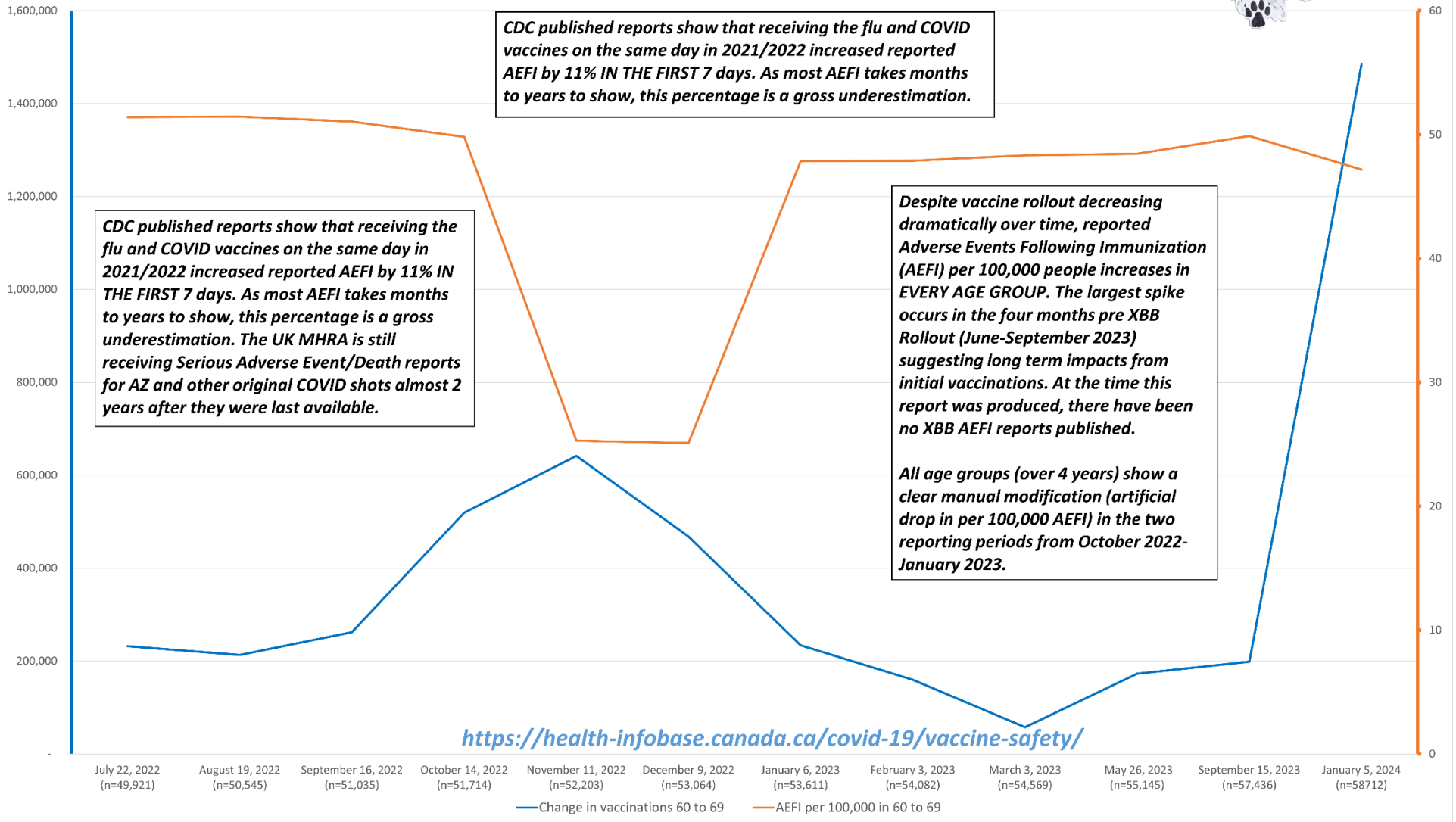
Gouvernement du Canada

# Canada - Vaccination uptake vs. AEFI per 100,000

## Age Group 60 to 69



**AEFI for the XBB Vaccine has not yet been released**



**CDC published reports show that receiving the flu and COVID vaccines on the same day in 2021/2022 increased reported AEFI by 11% IN THE FIRST 7 days. As most AEFI takes months to years to show, this percentage is a gross underestimation. The UK MHRA is still receiving Serious Adverse Event/Death reports for AZ and other original COVID shots almost 2 years after they were last available.**

**CDC published reports show that receiving the flu and COVID vaccines on the same day in 2021/2022 increased reported AEFI by 11% IN THE FIRST 7 days. As most AEFI takes months to years to show, this percentage is a gross underestimation.**

**Despite vaccine rollout decreasing dramatically over time, reported Adverse Events Following Immunization (AEFI) per 100,000 people increases in EVERY AGE GROUP. The largest spike occurs in the four months pre XBB Rollout (June-September 2023) suggesting long term impacts from initial vaccinations. At the time this report was produced, there have been no XBB AEFI reports published.**

**All age groups (over 4 years) show a clear manual modification (artificial drop in per 100,000 AEFI) in the two reporting periods from October 2022-January 2023.**

<https://health-infobase.canada.ca/covid-19/vaccine-safety/>



Government of Canada

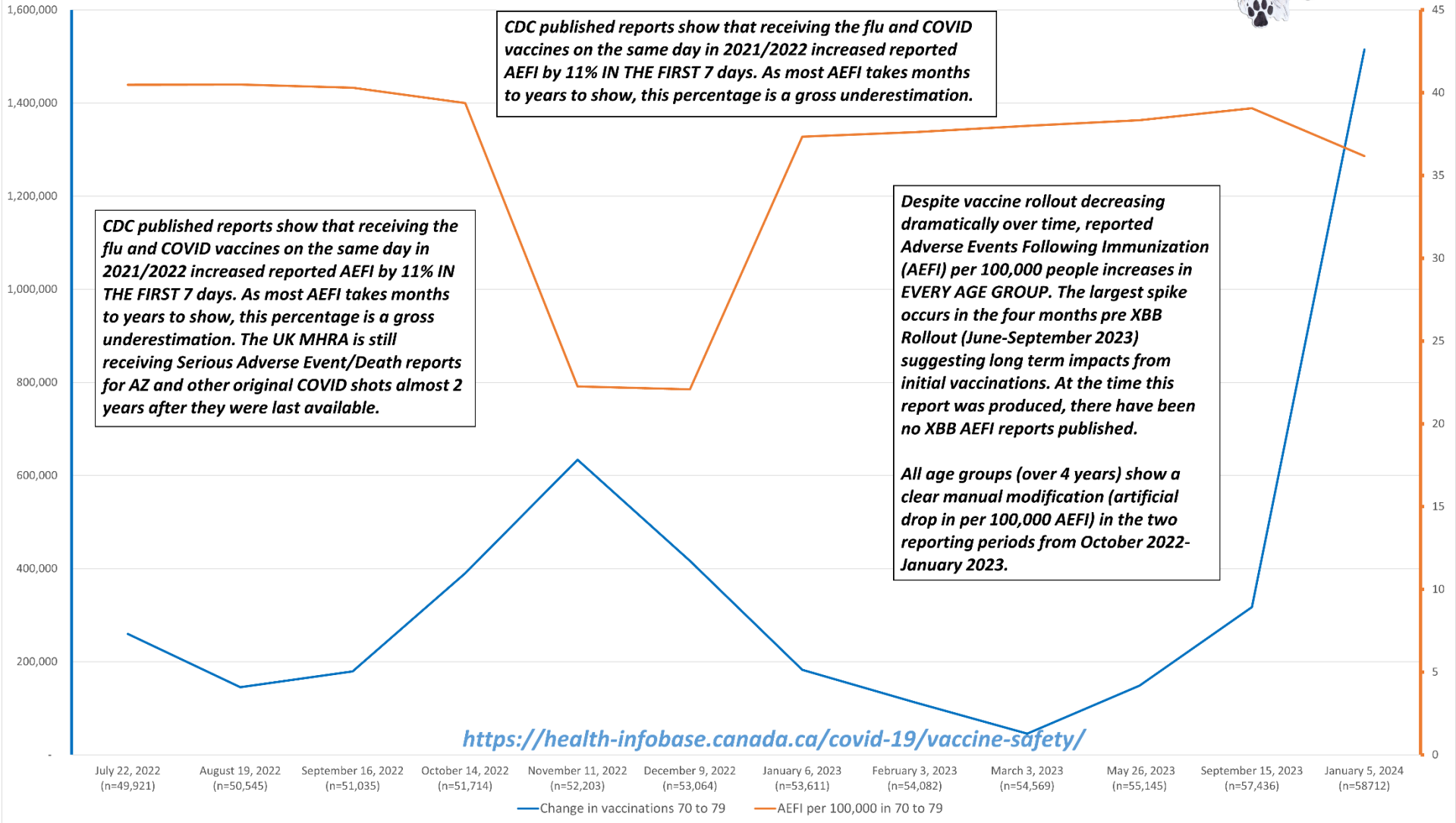
Gouvernement du Canada

# Canada - Vaccination uptake vs. AEFI per 100,000

## Age Group 70 to 79



**AEFI for the XBB Vaccine has not yet been released**



**CDC published reports show that receiving the flu and COVID vaccines on the same day in 2021/2022 increased reported AEFI by 11% IN THE FIRST 7 days. As most AEFI takes months to years to show, this percentage is a gross underestimation. The UK MHRA is still receiving Serious Adverse Event/Death reports for AZ and other original COVID shots almost 2 years after they were last available.**

**CDC published reports show that receiving the flu and COVID vaccines on the same day in 2021/2022 increased reported AEFI by 11% IN THE FIRST 7 days. As most AEFI takes months to years to show, this percentage is a gross underestimation.**

**Despite vaccine rollout decreasing dramatically over time, reported Adverse Events Following Immunization (AEFI) per 100,000 people increases in EVERY AGE GROUP. The largest spike occurs in the four months pre XBB Rollout (June-September 2023) suggesting long term impacts from initial vaccinations. At the time this report was produced, there have been no XBB AEFI reports published.**

**All age groups (over 4 years) show a clear manual modification (artificial drop in per 100,000 AEFI) in the two reporting periods from October 2022-January 2023.**



Government of Canada

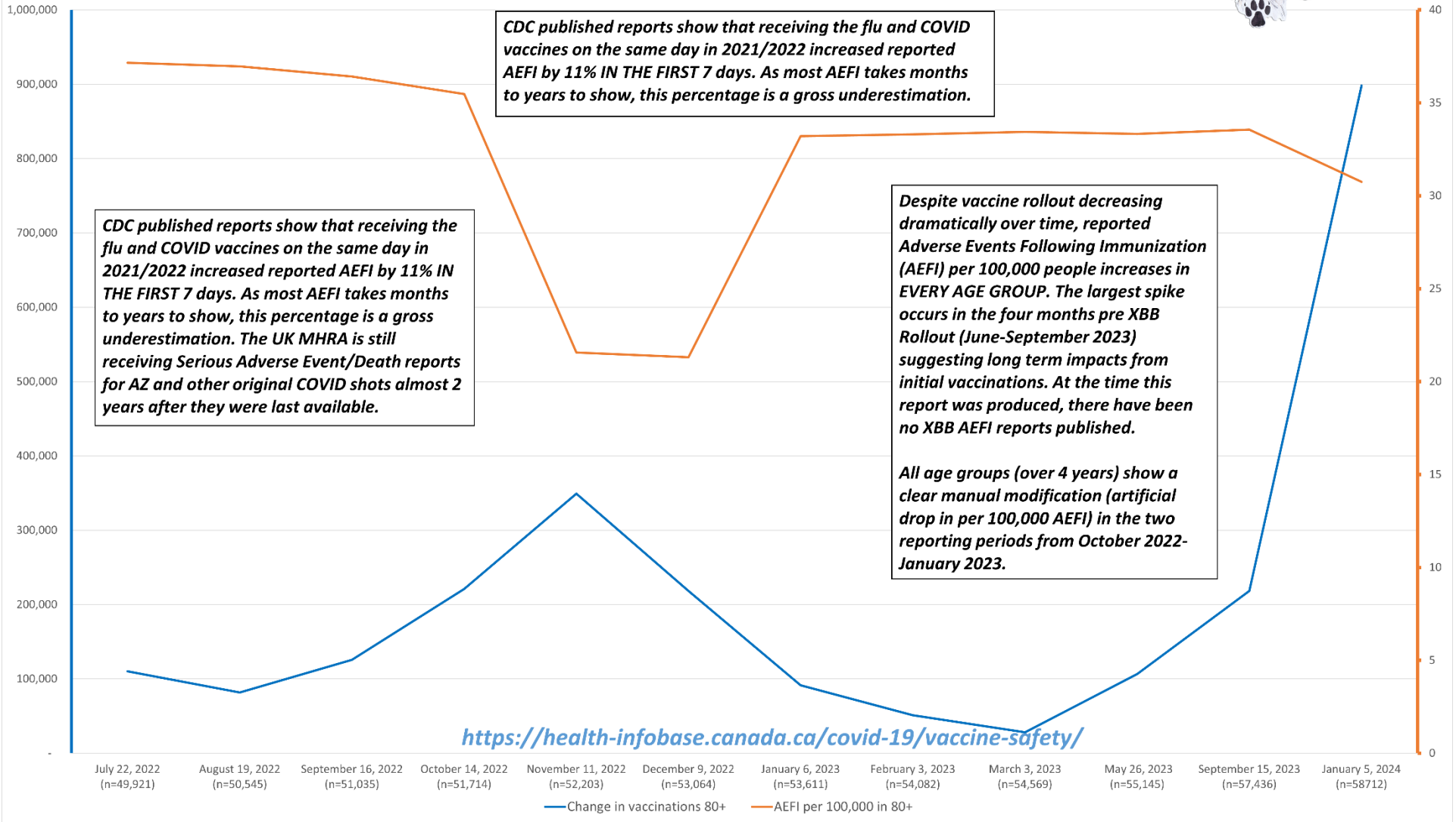
Gouvernement du Canada

# Canada - Vaccination uptake vs. AEFI per 100,000

## Age Group 80+



**AEFI for the XBB Vaccine has not yet been released**



Original pre XBB warning post can be found here:

<https://x.com/dksdata/status/1708889256297742754>

This was BEFORE the XBB vaccine rollout. What comes next is unforgivable.

