

**🚨 IT IS NOT JUST ASTRAZENECA 🚨**

March 27th, 2024 - AEFI GETTING WORSE!

Latest UK COVID Adverse Events (AEFI) Data.

UP TO 100% AEFI reports WERE SERIOUS!

1,668,290 AEFI

485,960 reports

2,688 dead.

1,373 Pregnancy related: 934 Spontaneous

Abortions (32 other deaths).

Spontaneous Abortion is reported as an injury not death.

More here:

<https://dksdata.com/ONSDATA#ONS1>

**🚨 AZ has been removed for over 2 years but serious adverse events and deaths are CLIMBING. THE FOCUS ON AZ IS A DISTRACTION.**

They all have the same payload just a different delivery...

**THEY ALL CAUSE HARM!**

**🚨 Note that the percentage of Vaccine Injuries classified as SERIOUS is INCREASING each year**

COVID - Avg: 75% Max: 77%

2020 - Avg: 56% Max: 56%

2021 - Avg: 74% Max: 77%

2022 - Avg: 78% Max: 86%

2023 - Avg: 81% Max: 86%

2024 - Avg: 81% Max: 100%



UK MHRA Adverse Event Reports - COVID 19 - March 27th, 2024 - Published February 17th, 2024														
MHRA UK	Reactions Reported	Deaths Reported	AEFI Reports (Web Report)	Serious AEFI (Web Report)	% Serious					Months Available	Per month Reactions	Less Than 200 Doses a Week	Last Recorded Dose	
					Avg.	2020	2021	2022	2023	2024				
AZ	935,162	1,457	249,368	193,260	77%		77%	86%	88%	75%	18	51,953	2022-07-18	2023-03-13
Pfizer Mono	540,794	915	178,464	126,452	71%	56%	70%	79%	80%	89%	27	20,029	2023-02-20	2023-03-27
Pfizer BiValent	17,207	66	6,180	4,776	77%			75%	79%	92%	3	5,736	2023-03-27	2023-03-27
Moderna Mono	149,211	101	43,043	31,265	73%		71%	77%	84%	56%	23	6,487	2022-12-26	2023-03-27
Moderna BiValent	16,091	52	5,714	4,190	73%			72%	84%	77%	4	4,023	2023-03-27	2023-03-27
Novavax	517	-	188	122	65%			67%	63%	100%	13	40	Unknown	Unknown
Other	9,308	97	3,003	2,158	72%		70%	75%	71%	81%	29	321	Unknown	Unknown
<b>Total</b>	<b>1,668,290</b>	<b>2,688</b>	<b>485,960</b>	<b>362,223</b>	<b>75%</b>	<b>56%</b>	<b>74%</b>	<b>78%</b>	<b>81%</b>	<b>81%</b>		<b>88,589</b>		

<https://www.gov.uk/government/publications/coronavirus-covid-19-vaccine-adverse-reactions/coronavirus-vaccine-summary-of-yellow-card-reporting>

**UK Adverse Events Following Vaccination (AEFI) reported as of March 27<sup>th</sup>, 2024 (updated April 17<sup>th</sup>, 2024).**

**As of May 18<sup>th</sup>, 2023** (last UK update) the UK reported **151,248,820** doses have been given. **None of this data includes the recent XBB rollout.**  
**1,668,290** Adverse Events in total from **485,960** reports, **362,223** reports classified as **SERIOUS (75% of all reports)**, **2,688** deaths reported.

<https://coronavirus.data.gov.uk/details/vaccinations>

<https://yellowcard.mhra.gov.uk/idaps>

**COVID-19 Vaccine AstraZeneca**

<https://yellowcard.mhra.gov.uk/idaps/CHADOX1%20NCOV-19>

[https://s3.eu-west-1.amazonaws.com/adr-mhra-docs-assets.redant.cloud/iDaps\\_csv/UK\\_COM\\_000491685354.zip](https://s3.eu-west-1.amazonaws.com/adr-mhra-docs-assets.redant.cloud/iDaps_csv/UK_COM_000491685354.zip)

**COVID-19 Vaccine Moderna monovalent**

<https://yellowcard.mhra.gov.uk/idaps/ELASOMERAN>

[https://s3.eu-west-1.amazonaws.com/adr-mhra-docs-assets.redant.cloud/iDaps\\_csv/UK\\_COM\\_000708016429.zip](https://s3.eu-west-1.amazonaws.com/adr-mhra-docs-assets.redant.cloud/iDaps_csv/UK_COM_000708016429.zip)

**COVID-19 Vaccine Moderna bivalent**

<https://yellowcard.mhra.gov.uk/idaps/ELASOMERAN%20AND%20IMELASOMERAN>

[https://s3.eu-west-1.amazonaws.com/adr-mhra-docs-assets.redant.cloud/iDaps\\_csv/UK\\_COM\\_000609798714.zip](https://s3.eu-west-1.amazonaws.com/adr-mhra-docs-assets.redant.cloud/iDaps_csv/UK_COM_000609798714.zip)

**COVID-19 Vaccine Pfizer/BioNTech monovalent**

<https://yellowcard.mhra.gov.uk/idaps/TOZINAMERAN>

[https://s3.eu-west-1.amazonaws.com/adr-mhra-docs-assets.redant.cloud/iDaps\\_csv/UK\\_COM\\_000593094911.zip](https://s3.eu-west-1.amazonaws.com/adr-mhra-docs-assets.redant.cloud/iDaps_csv/UK_COM_000593094911.zip)

**COVID-19 Vaccine Pfizer/BioNTech bivalent**

<https://yellowcard.mhra.gov.uk/idaps/RILTOZINAMERAN%20AND%20TOZINAMERAN>

[https://s3.eu-west-1.amazonaws.com/adr-mhra-docs-assets.redant.cloud/iDaps\\_csv/UK\\_COM\\_000503717977.zip](https://s3.eu-west-1.amazonaws.com/adr-mhra-docs-assets.redant.cloud/iDaps_csv/UK_COM_000503717977.zip)

**COVID-19 Vaccine Novavax**

<https://yellowcard.mhra.gov.uk/idaps/SARS-COV-2%20RS>

[https://s3.eu-west-1.amazonaws.com/adr-mhra-docs-assets.redant.cloud/iDaps\\_csv/UK\\_COM\\_000048289270.zip](https://s3.eu-west-1.amazonaws.com/adr-mhra-docs-assets.redant.cloud/iDaps_csv/UK_COM_000048289270.zip)


**COVID-19 Vaccine - brand unspecified or not in routine use in the UK**

<https://yellowcard.mhra.gov.uk/idaps/SARS-COV-2%20VIRUS>

[https://s3.eu-west-1.amazonaws.com/adr-mhra-docs-assets.redant.cloud/iDaps\\_csv/UK\\_COM\\_000351264544.zip](https://s3.eu-west-1.amazonaws.com/adr-mhra-docs-assets.redant.cloud/iDaps_csv/UK_COM_000351264544.zip)



**UK MHRA Adverse Event Reports - COVID 19 - March 27th, 2024 - Published February 17th, 2024**

MHRA UK 	Reactions Reported	Deaths Reported	AEFI Reports (Web Report)	Serious AEFI (Web Report)	% Serious					Months Available	Per month Reactions	Less Than 200 Doses a Week	Last Recorded Dose	
					Avg.	2020	2021	2022	2023					2024
AZ	935,162	1,457	249,368	193,260	77%		77%	86%	88%	75%	18	51,953	2022-07-18	2023-03-13
Pfizer Mono	540,794	915	178,464	126,452	71%	56%	70%	79%	80%	89%	27	20,029	2023-02-20	2023-03-27
Pfizer BiValent	17,207	66	6,180	4,776	77%			75%	79%	92%	3	5,736	2023-03-27	2023-03-27
Moderna Mono	149,211	101	43,043	31,265	73%		71%	77%	84%	56%	23	6,487	2022-12-26	2023-03-27
Moderna BiValent	16,091	52	5,714	4,190	73%			72%	84%	77%	4	4,023	2023-03-27	2023-03-27
Novavax	517	-	188	122	65%			67%	63%	100%	13	40	Unknown	Unknown
Other	9,308	97	3,003	2,158	72%		70%	75%	71%	81%	29	321	Unknown	Unknown
<b>Total</b>	<b>1,668,290</b>	<b>2,688</b>	<b>485,960</b>	<b>362,223</b>	<b>75%</b>	<b>56%</b>	<b>74%</b>	<b>78%</b>	<b>81%</b>	<b>81%</b>		<b>88,589</b>		

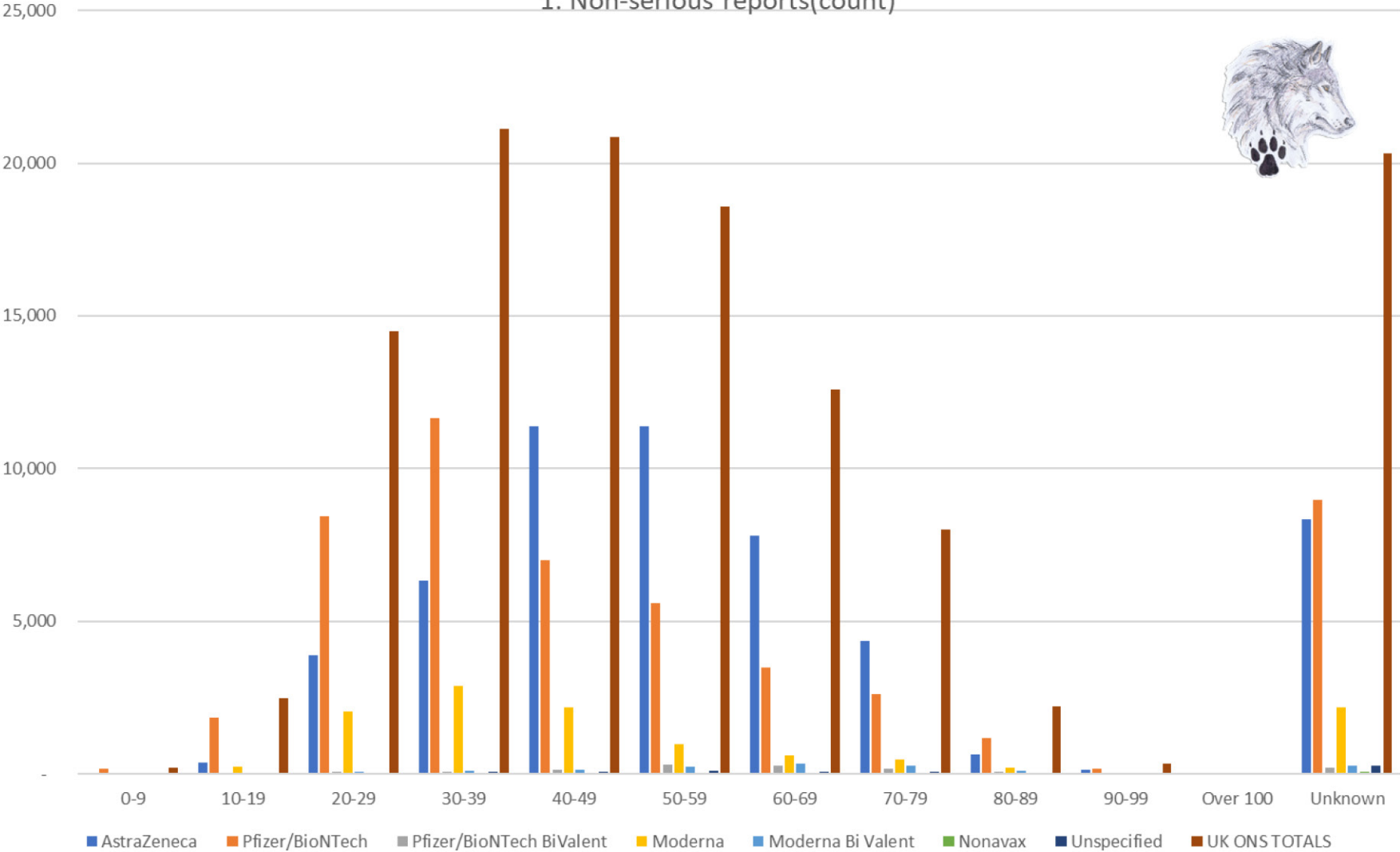
<https://www.gov.uk/government/publications/coronavirus-covid-19-vaccine-adverse-reactions/coronavirus-vaccine-summary-of-yellow-card-reporting>

<https://www.gov.uk/government/publications/coronavirus-covid-19-vaccine-adverse-reactions/coronavirus-vaccine-summary-of-yellow-card-reporting>

Detailed breakdown here: <https://dksdata.com/ONSDATA.html>

# UK Office of National Statistics - March 27th, 2024

## 1. Non-serious reports(count)

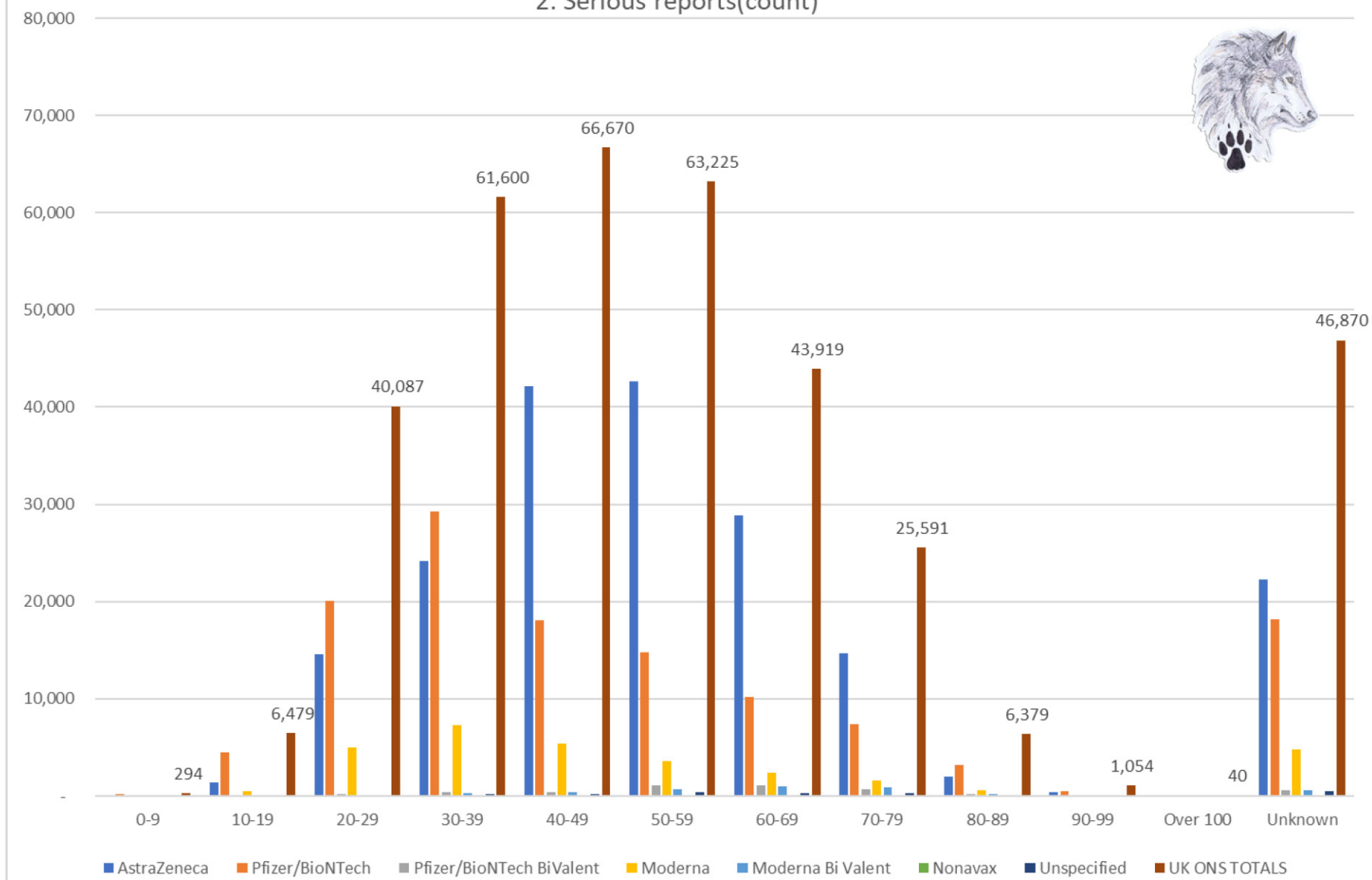


Detailed breakdown here: <https://dksdata.com/ONSDATA.html>

Source Data here: <https://yellowcard.mhra.gov.uk/idaps>

# UK Office of National Statistics - March 27th, 2024

## 2. Serious reports(count)

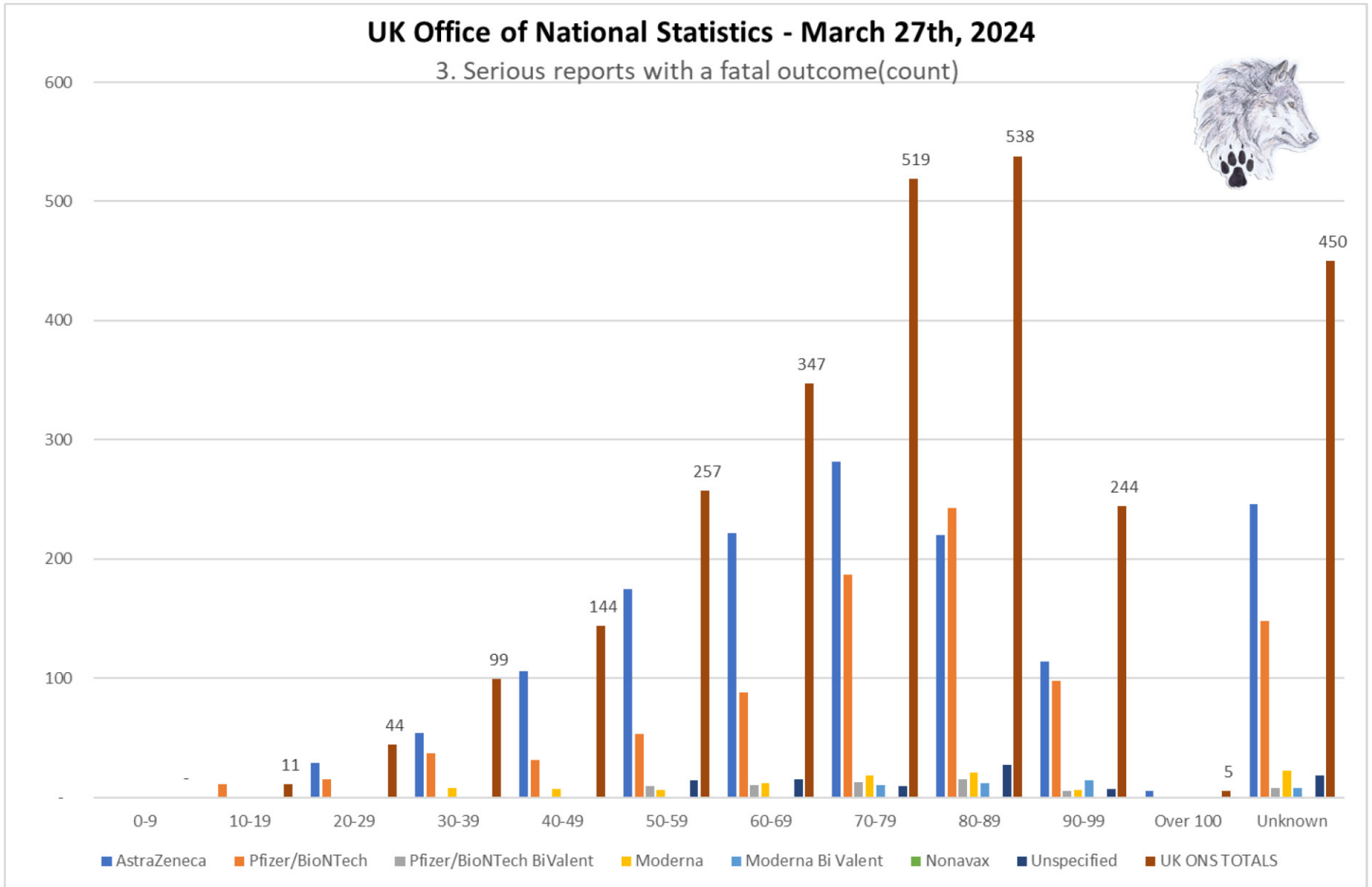


Detailed breakdown here: <https://dksdata.com/ONSDATA.html>

Source Data here: <https://yellowcard.mhra.gov.uk/idaps>

# UK Office of National Statistics - March 27th, 2024

## 3. Serious reports with a fatal outcome(count)




Detailed breakdown here: <https://dksdata.com/ONSDATA.html>

Source Data here: <https://yellowcard.mhra.gov.uk/idaps>

Detailed breakdown here: <https://dksdata.com/ONSDATA.html>

Source Data here: <https://yellowcard.mhra.gov.uk/idaps>

UK MHRA Adverse Event Reports - COVID 19 - March 27th, 2024 - Published February 17th, 2024

MHRA UK 	Reactions Reported	Deaths Reported	AEFI Reports (Web Report)	Serious AEFI (Web Report)	% Serious					Months Available	Per month Reactions	Less Than 200 Doses a Week	Last Recorded Dose
					Avg.	2020	2021	2022	2023				
AZ	934,886	1,457	249,368	193,260	77%	77%	86%	88%	75%	18	51,938	2022-07-18	2023-03-13
Pfizer Mono	540,575	915	178,464	126,452	71%	56%	70%	79%	80%	27	20,021	2023-02-20	2023-03-27
Pfizer BiValent	17,095	66	6,180	4,776	77%			75%	79%	3	5,698	2023-03-27	2023-03-27
Moderna Mono	149,157	101	43,043	31,265	73%		71%	77%	84%	23	6,485	2022-12-26	2023-03-27
Moderna BiValent	16,074	52	5,714	4,190	73%			72%	84%	4	4,019	2023-03-27	2023-03-27
Novavax	517	-	188	122	65%			67%	63%	13	40	Unknown	Unknown
Other	9,306	97	3,003	2,158	72%		70%	75%	71%	29	321	Unknown	Unknown
<b>Total</b>	<b>1,667,610</b>	<b>2,688</b>	<b>485,960</b>	<b>362,223</b>	<b>75%</b>	<b>56%</b>	<b>74%</b>	<b>78%</b>	<b>81%</b>		<b>88,522</b>		

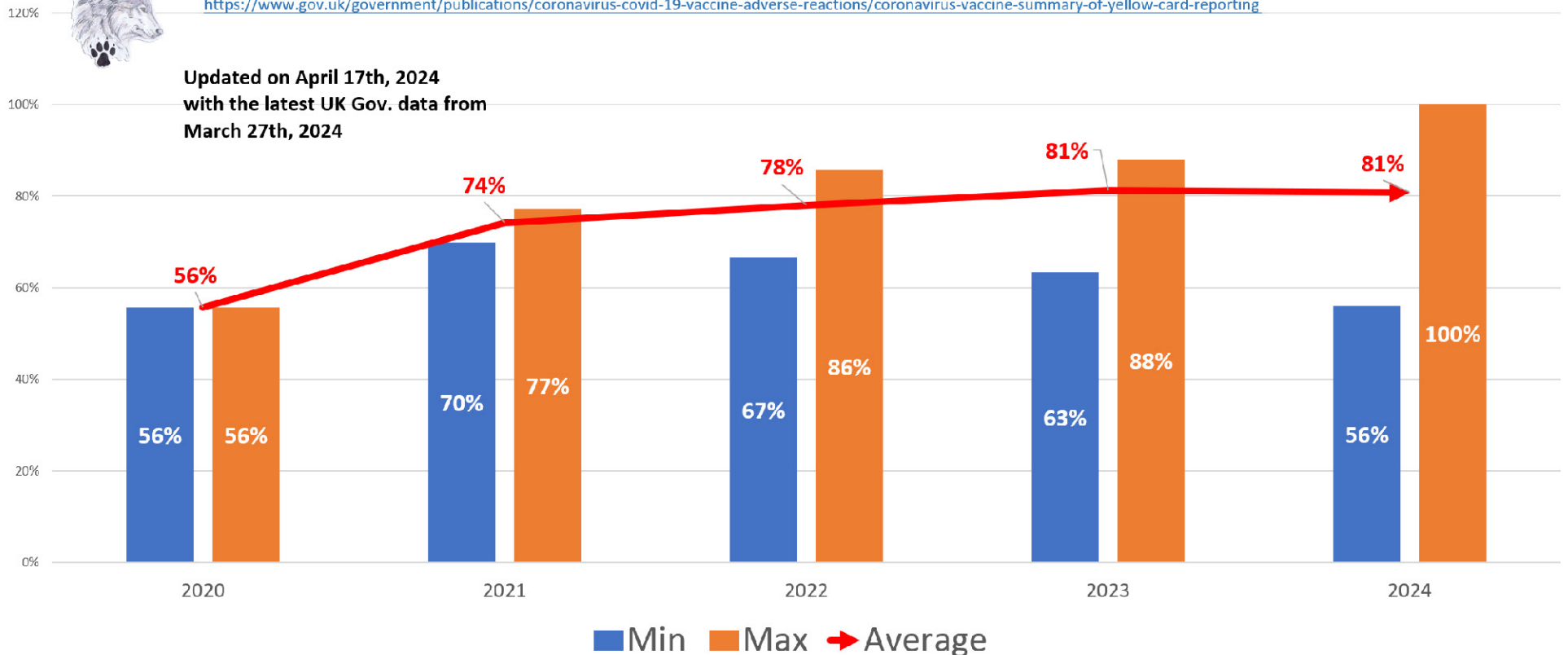
<https://www.gov.uk/government/publications/coronavirus-covid-19-vaccine-adverse-reactions/coronavirus-vaccine-summary-of-yellow-card-reporting>

Percentage of COVID Vaccine Adverse Event Reports Recorded as SERIOUS in the UK

<https://www.gov.uk/government/publications/coronavirus-covid-19-vaccine-adverse-reactions/coronavirus-vaccine-summary-of-yellow-card-reporting>



Updated on April 17th, 2024  
with the latest UK Gov. data from  
March 27th, 2024



2024 in the UK						Data as of March 27th, 2024 - Published April 17th, 2024	<a href="https://yellowcard.mhra.gov.uk/idaps">https://yellowcard.mhra.gov.uk/idaps</a>
AEFI to SERIOUS AEFI COMPARISON							
Type	AEFI	SERIOUS	FATAL	PERCENTAGE	1 IN...	DESCRIPTION	
AZ	324	244	37	75%	1.3	AZ 1 IN 1.3 324 AEFI. 244 SERIOUS ADVERSE EVENTS. 75%	
Pfizer Mono	231	206	9	89%	1.1	Pfizer Mono 1 IN 1.1 231 AEFI. 206 SERIOUS ADVERSE EVENTS. 89%	
Pfizer BiValent	118	108	5	92%	1.1	Pfizer BiValent 1 IN 1.1 118 AEFI. 108 SERIOUS ADVERSE EVENTS. 92%	
Moderna Mono	59	33	6	56%	1.8	Moderna Mono 1 IN 1.8 59 AEFI. 33 SERIOUS ADVERSE EVENTS. 56%	
Moderna BiValent	43	33	-	77%	1.3	Moderna BiValent 1 IN 1.3 43 AEFI. 33 SERIOUS ADVERSE EVENTS. 77%	
Novavax	8	8	-	100%	1.0	Novavax 1 IN 1. 8 AEFI. 8 SERIOUS ADVERSE EVENTS. 100%	
Other	70	57	-	81%	1.2	Other 1 IN 1.2 70 AEFI. 57 SERIOUS ADVERSE EVENTS. 81%	
<b>Total</b>	<b>853</b>	<b>689</b>	<b>57</b>	<b>81%</b>	<b>1.2</b>	<b>Total 1 IN 1.2 853 AEFI. 689 SERIOUS ADVERSE EVENTS. 81%</b>	

2023 in the UK						Data as of March 27th, 2024 - Published April 17th, 2024	<a href="https://yellowcard.mhra.gov.uk/idaps">https://yellowcard.mhra.gov.uk/idaps</a>
AEFI to SERIOUS AEFI COMPARISON							
Type	AEFI	SERIOUS	FATAL	PERCENTAGE	1 IN...	DESCRIPTION	
AZ	1,859	1,637	76	88%	1.1	AZ 1 IN 1.1 1,859 AEFI. 1,637 SERIOUS ADVERSE EVENTS. 88%	
Pfizer Mono	2,463	1,979	52	80%	1.2	Pfizer Mono 1 IN 1.2 2,463 AEFI. 1,979 SERIOUS ADVERSE EVENTS. 80%	
Pfizer BiValent	2,496	1,979	41	79%	1.3	Pfizer BiValent 1 IN 1.3 2,496 AEFI. 1,979 SERIOUS ADVERSE EVENTS. 79%	
Moderna Mono	425	356	8	84%	1.2	Moderna Mono 1 IN 1.2 425 AEFI. 356 SERIOUS ADVERSE EVENTS. 84%	
Moderna BiValent	778	657	22	84%	1.2	Moderna BiValent 1 IN 1.2 778 AEFI. 657 SERIOUS ADVERSE EVENTS. 84%	
Novavax	139	88	-	63%	1.6	Novavax 1 IN 1.6 139 AEFI. 88 SERIOUS ADVERSE EVENTS. 63%	
Other	692	493	31	71%	1.4	Other 1 IN 1.4 692 AEFI. 493 SERIOUS ADVERSE EVENTS. 71%	
<b>Total</b>	<b>8,852</b>	<b>7,189</b>	<b>230</b>	<b>81%</b>	<b>1.2</b>	<b>Total 1 IN 1.2 8,852 AEFI. 7,189 SERIOUS ADVERSE EVENTS. 81%</b>	

2022 in the UK						Data as of March 27th, 2024 - Published April 17th, 2024	<a href="https://yellowcard.mhra.gov.uk/idaps">https://yellowcard.mhra.gov.uk/idaps</a>
AEFI to SERIOUS AEFI COMPARISON							
Type	AEFI	SERIOUS	FATAL	PERCENTAGE	1 IN...	DESCRIPTION	
AZ	5,826	4,988	165	86%	1.2	AZ 1 IN 1.2 5,826 AEFI. 4,988 SERIOUS ADVERSE EVENTS. 86%	
Pfizer Mono	21,203	16,687	172	79%	1.3	Pfizer Mono 1 IN 1.3 21,203 AEFI. 16,687 SERIOUS ADVERSE EVENTS. 79%	
Pfizer BiValent	3,565	2,689	20	75%	1.3	Pfizer BiValent 1 IN 1.3 3,565 AEFI. 2,689 SERIOUS ADVERSE EVENTS. 75%	
Moderna Mono	11,617	8,902	61	77%	1.3	Moderna Mono 1 IN 1.3 11,617 AEFI. 8,902 SERIOUS ADVERSE EVENTS. 77%	
Moderna BiValent	4,889	3,500	29	72%	1.4	Moderna BiValent 1 IN 1.4 4,889 AEFI. 3,500 SERIOUS ADVERSE EVENTS. 72%	
Novavax	36	24	-	67%	1.5	Novavax 1 IN 1.5 36 AEFI. 24 SERIOUS ADVERSE EVENTS. 67%	
Other	793	596	28	75%	1.3	Other 1 IN 1.3 793 AEFI. 596 SERIOUS ADVERSE EVENTS. 75%	
<b>Total</b>	<b>47,929</b>	<b>37,386</b>	<b>475</b>	<b>78%</b>	<b>1.3</b>	<b>Total 1 IN 1.3 47,929 AEFI. 37,386 SERIOUS ADVERSE EVENTS. 78%</b>	

2021 in the UK						Data as of March 27th, 2024 - Published April 17th, 2024	<a href="https://yellowcard.mhra.gov.uk/idaps">https://yellowcard.mhra.gov.uk/idaps</a>
AEFI to SERIOUS AEFI COMPARISON							
Type	AEFI	SERIOUS	FATAL	PERCENTAGE	1 IN...	DESCRIPTION	
AZ	241,358	186,390	1,179	77%	1.3	AZ 1 IN 1.3 241,358 AEFI. 186,390 SERIOUS ADVERSE EVENTS. 77%	
Pfizer Mono	151,841	106,061	663	70%	1.4	Pfizer Mono 1 IN 1.4 151,841 AEFI. 106,061 SERIOUS ADVERSE EVENTS. 70%	
Pfizer BiValent	-	-	-	-	-	No Data - Vaccine not given	
Moderna Mono	31,107	21,974	25	71%	1.4	Moderna Mono 1 IN 1.4 31,107 AEFI. 21,974 SERIOUS ADVERSE EVENTS. 71%	
Moderna BiValent	-	-	-	-	-	No Data - Vaccine not given	
Novavax	-	-	-	-	-	No Data - Vaccine not given	
Other	1,447	1,012	37	70%	1.4	Other 1 IN 1.4 1,447 AEFI. 1,012 SERIOUS ADVERSE EVENTS. 70%	
<b>Total</b>	<b>425,753</b>	<b>315,437</b>	<b>1,904</b>	<b>74%</b>	<b>1.3</b>	<b>Total 1 IN 1.3 425,753 AEFI. 315,437 SERIOUS ADVERSE EVENTS. 74%</b>	

2020 in the UK						Data as of March 27th, 2024 - Published April 17th, 2024	<a href="https://yellowcard.mhra.gov.uk/idaps">https://yellowcard.mhra.gov.uk/idaps</a>
AEFI to SERIOUS AEFI COMPARISON							
Type	AEFI	SERIOUS	FATAL	PERCENTAGE	1 IN...	DESCRIPTION	
AZ	-	-	-	-	-	No Data - Vaccine not given	
Pfizer Mono	2,726	1,519	19	56%	1.8	Pfizer Mono 1 IN 1.8 2,726 AEFI. 1,519 SERIOUS ADVERSE EVENTS. 56%	
Pfizer BiValent	-	-	-	-	-	No Data - Vaccine not given	
Moderna Mono	-	-	-	-	-	No Data - Vaccine not given	
Moderna BiValent	-	-	-	-	-	No Data - Vaccine not given	
Novavax	-	-	-	-	-	No Data - Vaccine not given	
Other	-	-	-	-	-	No Data - Vaccine not given	
<b>Total</b>	<b>2,726</b>	<b>1,519</b>	<b>19</b>	<b>56%</b>	<b>1.8</b>	<b>Total 1 IN 1.8 2,726 AEFI. 1,519 SERIOUS ADVERSE EVENTS. 56%</b>	

Detailed breakdown here: <https://dksdata.com/ONSDATA.html>

Source Data here: <https://yellowcard.mhra.gov.uk/idaps>

Reported Pregnancy Related Adverse Event Following Immunization	SAEFI Count	Sub Type	Total	Fatal
Abortion	2	Preg	2	0
Abortion missed	8	Preg	8	0
<b>Abortion spontaneous</b>	<b>934</b>	<b>Preg</b>	<b>934</b>	<b>0</b>
Abortion threatened	2	Preg	2	0
Anembryonic gestation	4	Preg	4	0
Complication of pregnancy	1	Preg	1	0
Decidual cast	12	Preg	12	0
Ectopic pregnancy	28	Preg	28	0
Foetal cardiac disorder	1	Preg	1	0
<b>Foetal death</b>	<b>4</b>	<b>Preg</b>	<b>1</b>	<b>3</b>
Foetal distress syndrome	3	Preg	3	0
<b>Foetal growth restriction</b>	<b>11</b>	<b>Preg</b>	<b>10</b>	<b>1</b>
Foetal hypokinesia	19	Preg	19	0
Foetal vascular malperfusion	3	Preg	3	0
Gestational diabetes	9	Preg	9	0
Haemorrhage foetal	1	Preg	1	0
Haemorrhage in pregnancy	6	Preg	6	0
Hydrops foetalis	1	Preg	1	0
Jaundice neonatal	1	Preg	1	0
Live birth	12	Preg	12	0
Low birth weight baby	2	Preg	2	0
Peripartum cardiomyopathy	2	Preg	2	0
Placental calcification	2	Preg	2	0
Placental disorder	5	Preg	5	0
Polyhydramnios	1	Preg	1	0
Postpartum haemorrhage	6	Preg	6	0
Pre-eclampsia	8	Preg	8	0
<b>Premature baby</b>	<b>15</b>	<b>Preg</b>	<b>14</b>	<b>1</b>
Premature delivery	1	Preg	1	0
Premature labour	18	Preg	18	0
Premature rupture of membranes	6	Preg	6	0
Premature separation of placenta	6	Preg	6	0
Preterm premature rupture of membranes	6	Preg	6	0
Retroplacental haematoma	1	Preg	1	0
Ruptured ectopic pregnancy	1	Preg	1	0
Small for dates baby	1	Preg	1	0
Small size placenta	2	Preg	2	0
<b>Stillbirth</b>	<b>28</b>	<b>Preg</b>	<b>1</b>	<b>27</b>
Subchorionic haematoma	3	Preg	3	0
Subchorionic haemorrhage	3	Preg	3	0
Umbilical cord abnormality	1	Preg	1	0
Umbilical cord thrombosis	2	Preg	2	0
Uterine contractions abnormal	3	Preg	3	0
Uterine contractions during pregnancy	7	Preg	7	0
Uterine hypertonus	11	Preg	11	0
Uterine irritability	1	Preg	1	0
<b>Totals</b>	<b>1,373</b>		<b>1,341</b>	<b>32</b>