

Figure 4. Number of the most frequently reported adverse events by vaccine type (Total up to and including January 5, 2024 (n=150,208))

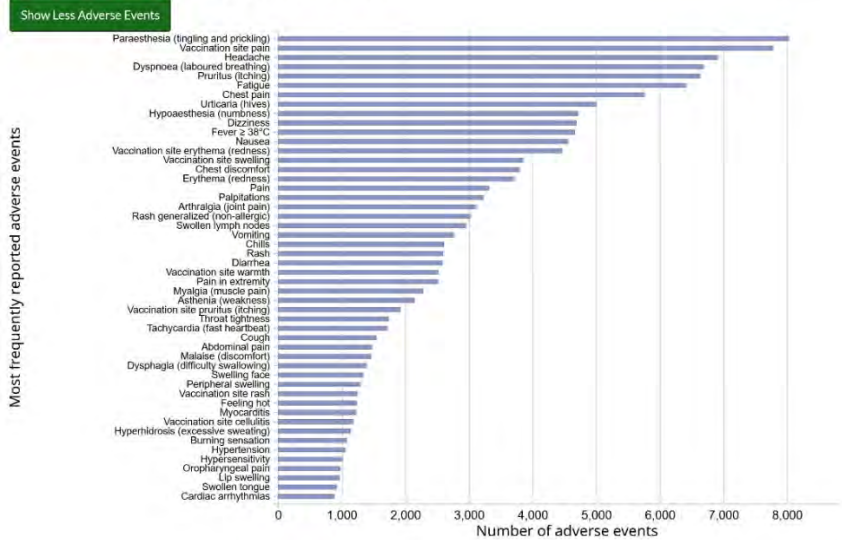
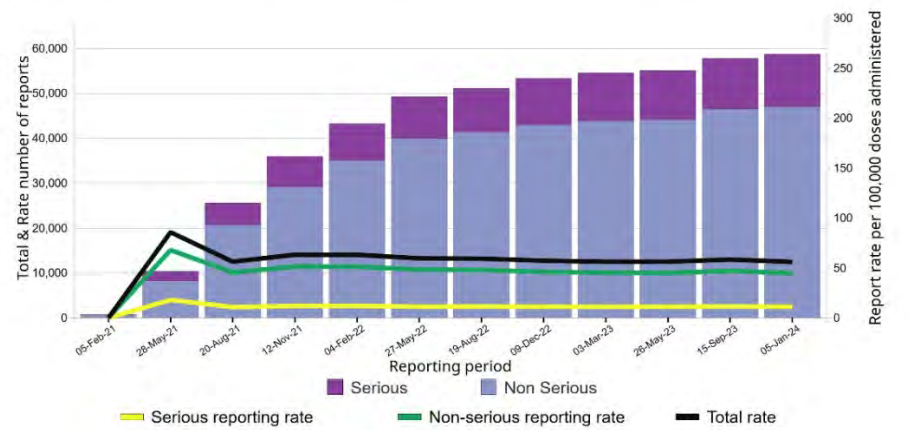


Figure 1. Cumulative number and rate of COVID-19 vaccine adverse event reports received for people (n=58,712) and total doses administered per reporting period, up to and including January 5, 2024.

Although the cumulative number of adverse event reports continues to increase over time, so does the number of doses administered. Up to and including January 5, 2024, all adverse event reports represented 0.056% of all doses administered.



**US Adverse Events Following Vaccination (AEFI) reported as of April 26<sup>th</sup>, 2024.** In the US 230,637,348 people are fully vaccinated, 270,227,181 have had at least one dose (by May 11<sup>th</sup>, 2023) and 56,478,510 have had a Bivalent booster.

[https://covid.cdc.gov/covid-data-tracker/#vaccinations\\_vacc-people-additional-dose-totalpop](https://covid.cdc.gov/covid-data-tracker/#vaccinations_vacc-people-additional-dose-totalpop)

Remember these numbers below are considered 1% of the actual numbers.

**VAERS (US) REPORTS 1% of all deaths and injuries.**

<https://thevaccinereaction.org/2020/01/only-one-percent-of-vaccine-reactions-reported-to-vaers/>

<https://digital.ahrq.gov/sites/default/files/docs/publication/r18hs017045-lazarus-final-report-2011.pdf>

**VAERS (US)**

<https://vaers.hhs.gov/data/datasets.html>

**Adverse effects 1,595,617 = 1 in 145 fully vaccinated people.**

<https://medalerts.org/vaersdb/findfield.php?TABLE=ON&GROUP1=CAT&EVENTS=ON&VAX=COVID19>

**Deaths 37,544 = 1 in 6,170 people fully vaccinated people.**

<https://www.medalerts.org/vaersdb/findfield.php?EVENTS=ON&VAX=COVID19&VAXTYPES=COVID-19&DIED=Yes>



Average Reported deaths from 1990 to 2020 = **159**

Total reported deaths (2020/2022) with COVID 19 vaccines = **37,382**

**235 times the annual average**

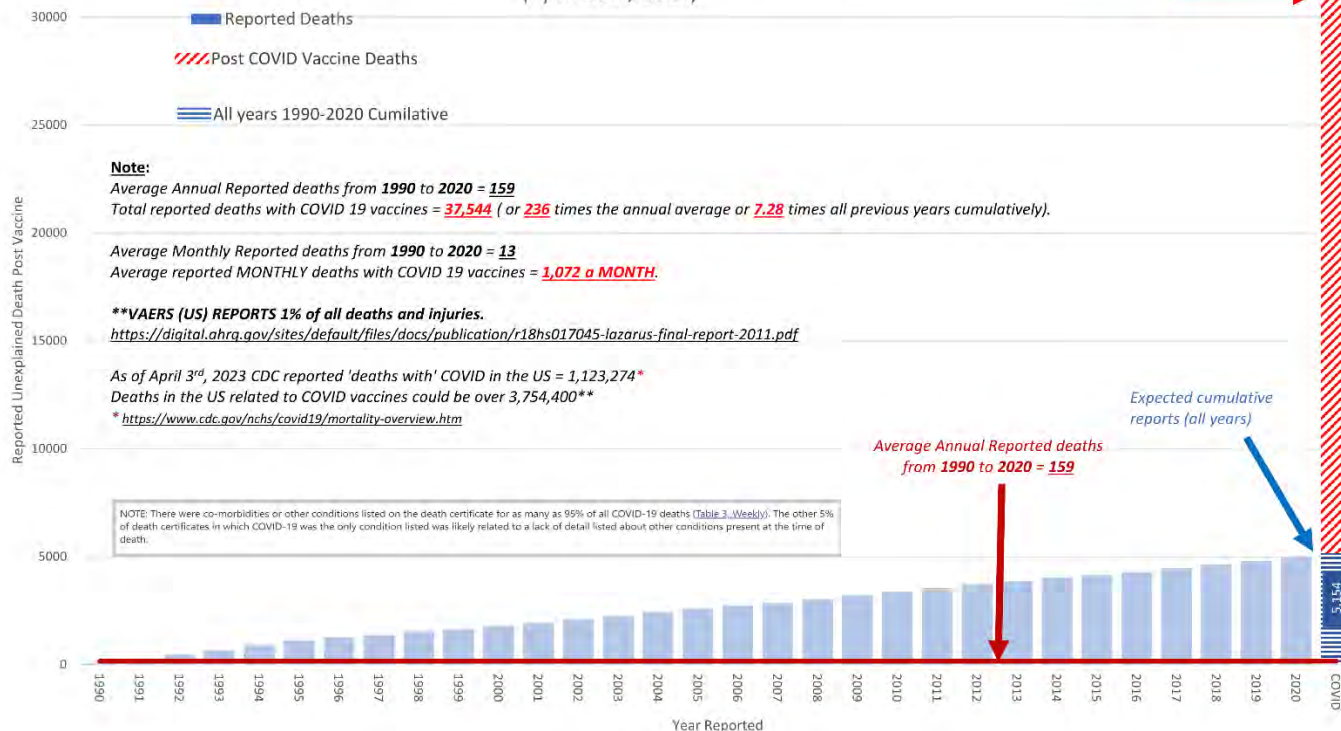
**7.25 times ALL previous years cumulatively.**

Year	Reported Deaths	Deaths Cumilative
1990	76	76
1991	160	236
1992	218	454
1993	219	673
1994	223	892
1995	140	1,115
1996	123	1,255
1997	133	1,378
1998	132	1,511
1999	144	1,643
2000	141	1,787
2001	174	1,928
2002	135	2,102
2003	199	2,237
2004	162	2,436
2005	131	2,598
2006	123	2,729
2007	162	2,852
2008	182	3,014
2009	191	3,196
2010	161	3,387
2011	173	3,548
2012	166	3,721
2013	129	3,887
2014	131	4,016
2015	150	4,147
2016	178	4,297
2017	165	4,475
2018	165	4,640
2019	183	4,805
2020	166	4,988
<b>COVID</b>	<b>37,544</b>	<b>5,154</b>

### US VAERS Reported Deaths by Year

(April 26th, 2024)

Total reported deaths with COVID 19 vaccines = **37,544**



	Covid	Average
Increase	37,544	159



UK Adverse Events Following Vaccination (AEFI) reported as of May 20<sup>th</sup>, 2024 (updated June 4<sup>th</sup>, 2024).

As of May 18<sup>th</sup>, 2023 (last UK update) the UK reported 151,248,820 doses have been given. None of this data includes the recent XBB rollout. 1,667,643 Adverse Events (detailed breakdown) in total from 486,371 reports, 362,662 reports classified as SERIOUS (75% of all reports), 2,707 deaths reported.

<https://coronavirus.data.gov.uk/details/vaccinations>

<https://yellowcard.mhra.gov.uk/idaps>

**COVID-19 Vaccine AstraZeneca**

<https://yellowcard.mhra.gov.uk/idaps/CHADOX1%20NCOV-19>

[https://s3.eu-west-1.amazonaws.com/adr-mhra-docs-assets.redant.cloud/iDaps\\_csv/UK\\_COM\\_000491685354.zip](https://s3.eu-west-1.amazonaws.com/adr-mhra-docs-assets.redant.cloud/iDaps_csv/UK_COM_000491685354.zip)

**COVID-19 Vaccine Moderna monovalent**

<https://yellowcard.mhra.gov.uk/idaps/ELASOMERAN>

[https://s3.eu-west-1.amazonaws.com/adr-mhra-docs-assets.redant.cloud/iDaps\\_csv/UK\\_COM\\_000708016429.zip](https://s3.eu-west-1.amazonaws.com/adr-mhra-docs-assets.redant.cloud/iDaps_csv/UK_COM_000708016429.zip)

**COVID-19 Vaccine Moderna bivalent**

<https://yellowcard.mhra.gov.uk/idaps/ELASOMERAN%20AND%20IMELASOMERAN>

[https://s3.eu-west-1.amazonaws.com/adr-mhra-docs-assets.redant.cloud/iDaps\\_csv/UK\\_COM\\_000609798714.zip](https://s3.eu-west-1.amazonaws.com/adr-mhra-docs-assets.redant.cloud/iDaps_csv/UK_COM_000609798714.zip)

**COVID-19 Vaccine Pfizer/BioNTech monovalent**

<https://yellowcard.mhra.gov.uk/idaps/TOZINAMERAN>

[https://s3.eu-west-1.amazonaws.com/adr-mhra-docs-assets.redant.cloud/iDaps\\_csv/UK\\_COM\\_000593094911.zip](https://s3.eu-west-1.amazonaws.com/adr-mhra-docs-assets.redant.cloud/iDaps_csv/UK_COM_000593094911.zip)

**COVID-19 Vaccine Pfizer/BioNTech bivalent**

<https://yellowcard.mhra.gov.uk/idaps/RILTOZINAMERAN%20AND%20TOZINAMERAN>

[https://s3.eu-west-1.amazonaws.com/adr-mhra-docs-assets.redant.cloud/iDaps\\_csv/UK\\_COM\\_000503717977.zip](https://s3.eu-west-1.amazonaws.com/adr-mhra-docs-assets.redant.cloud/iDaps_csv/UK_COM_000503717977.zip)

**COVID-19 Vaccine Novavax**

<https://yellowcard.mhra.gov.uk/idaps/SARS-COV-2%20RS>

[https://s3.eu-west-1.amazonaws.com/adr-mhra-docs-assets.redant.cloud/iDaps\\_csv/UK\\_COM\\_000048289270.zip](https://s3.eu-west-1.amazonaws.com/adr-mhra-docs-assets.redant.cloud/iDaps_csv/UK_COM_000048289270.zip)

**COVID-19 Vaccine - brand unspecified or not in routine use in the UK**

<https://yellowcard.mhra.gov.uk/idaps/SARS-COV-2%20VIRUS>

[https://s3.eu-west-1.amazonaws.com/adr-mhra-docs-assets.redant.cloud/iDaps\\_csv/UK\\_COM\\_000351264544.zip](https://s3.eu-west-1.amazonaws.com/adr-mhra-docs-assets.redant.cloud/iDaps_csv/UK_COM_000351264544.zip)



UK MHRA Adverse Event Reports - COVID 19 - May 20th, 2024 - Published June 4th, 2024

MHRA UK	Reactions Reported	Deaths Reported	AEFI Reports (Web Report)	Serious AEFI (Web Report)	% Serious					Months Available	Per month Reactions	Initial Dose Reported	Last Recorded Dose	
					Avg.	2020	2021	2022	2023					2024
AZ	935,768	1,468	249,496	193,388	78%		77%	86%	88%	81%	18	51,987	2022-07-18	2023-03-13
Pfizer Mono	541,374	920	178,565	126,535	71%	56%	70%	79%	80%	88%	27	20,051	2023-02-20	2023-03-27
Pfizer BiValent	17,399	68	6,227	4,820	77%			75%	79%	92%	3	5,800	2023-03-27	2023-03-27
Moderna Mono	149,501	102	43,043	31,339	73%		71%	77%	84%	69%	23	6,500	2022-12-26	2023-03-27
Moderna BiValent	16,330	55	5,802	4,262	73%			72%	84%	84%	4	4,083	2023-03-27	2023-03-27
Novavax	532	-	193	125	65%			67%	64%	63%	13	41	Unknown	Unknown
Other	9,446	94	3,045	2,193	72%		70%	75%	71%	81%	29	326	Unknown	Unknown
<b>Total</b>	<b>1,670,350</b>	<b>2,707</b>	<b>486,371</b>	<b>362,662</b>	<b>75%</b>	<b>56%</b>	<b>74%</b>	<b>78%</b>	<b>81%</b>	<b>83%</b>		<b>88,787</b>		

<https://www.gov.uk/government/publications/coronavirus-covid-19-vaccine-adverse-reactions/coronavirus-vaccine-summary-of-yellow-card-reporting>

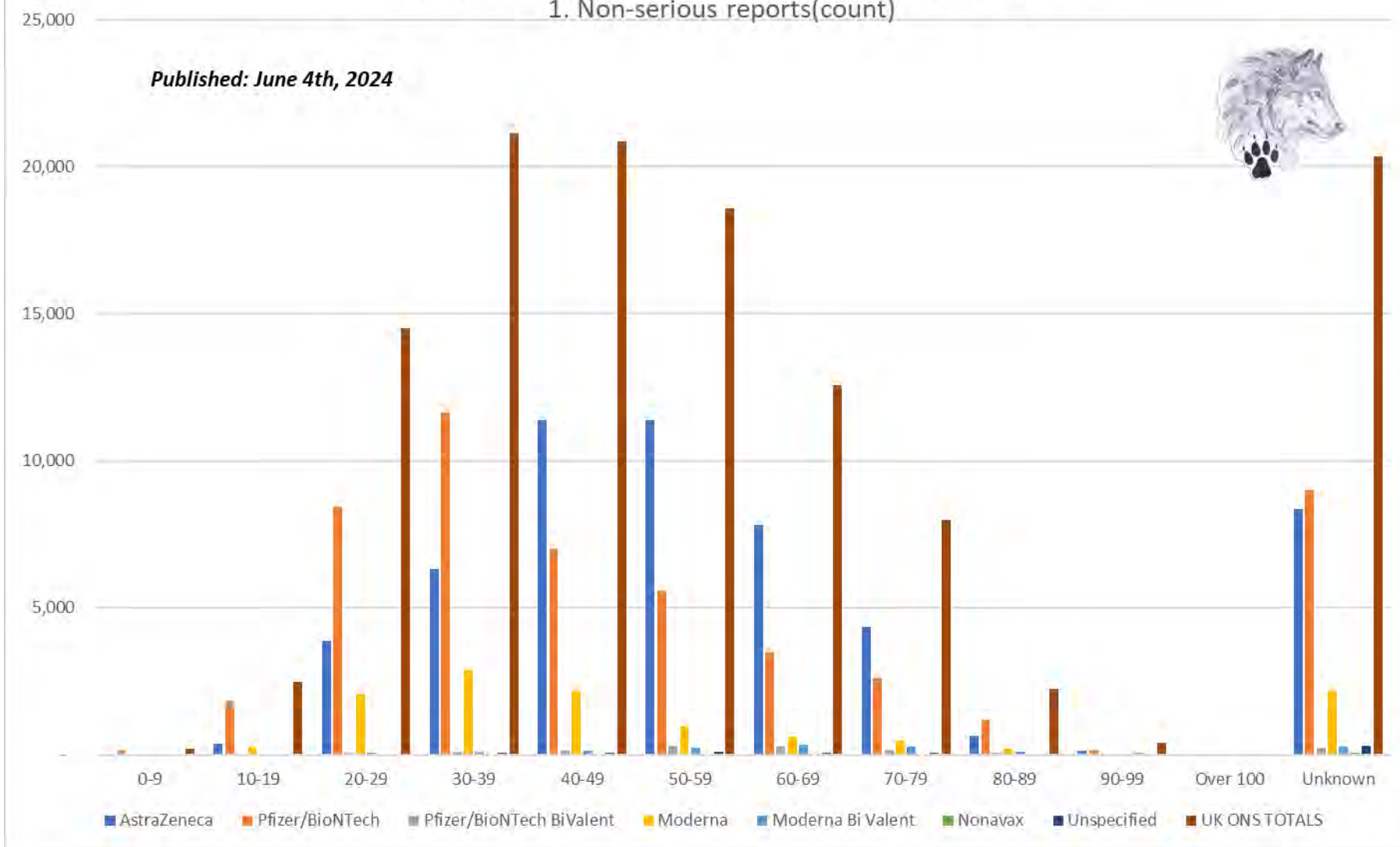
<https://www.gov.uk/government/publications/coronavirus-covid-19-vaccine-adverse-reactions/coronavirus-vaccine-summary-of-yellow-card-reporting>

Detailed breakdown here: <https://dksdata.com/ONSDATA.html>

# UK Office of National Statistics - May 20th, 2024

## 1. Non-serious reports(count)

Published: June 4th, 2024



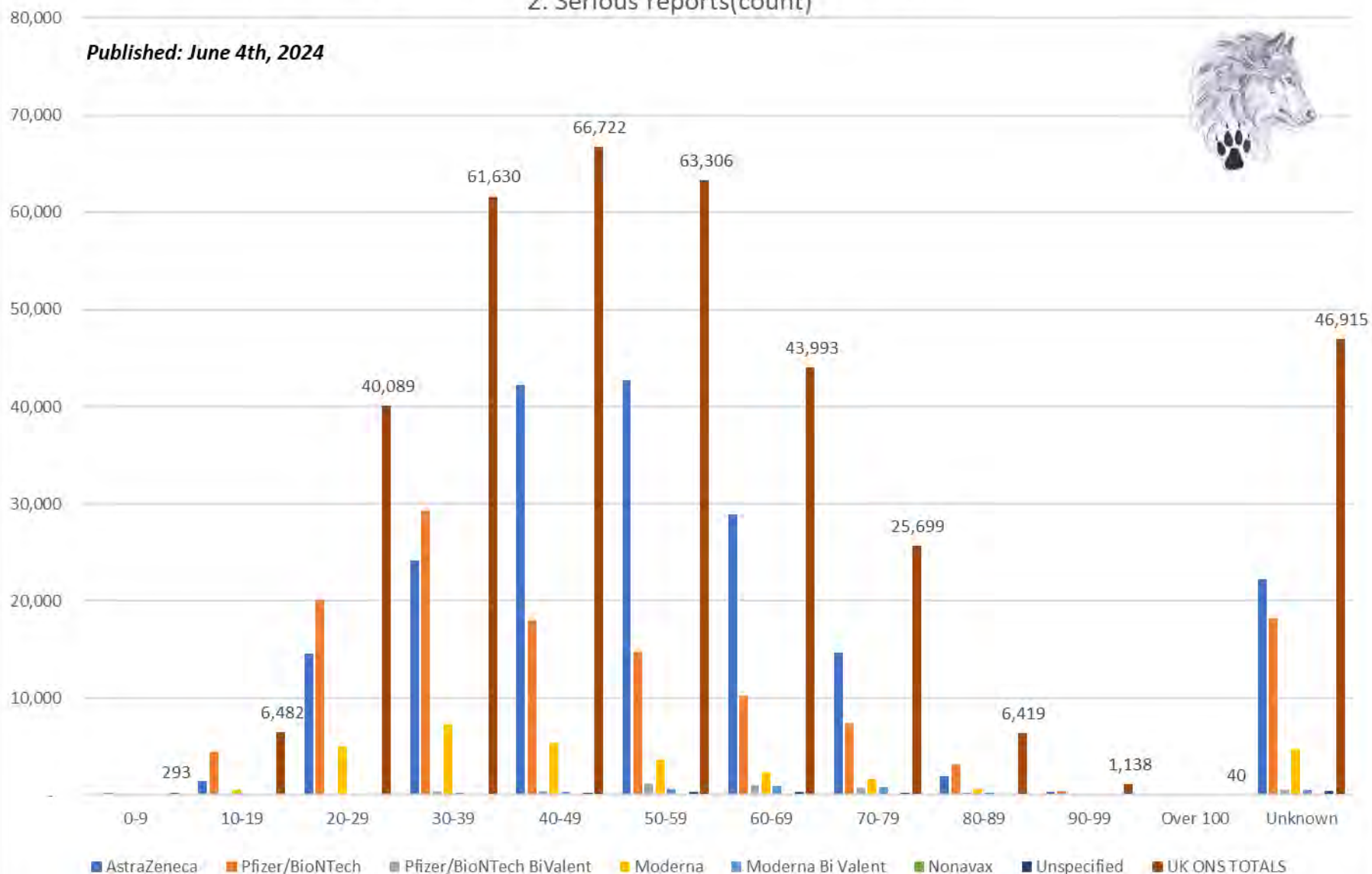
Detailed breakdown here: <https://dksdata.com/ONSDATA.html>

Source Data here: <https://yellowcard.mhra.gov.uk/idaps>

# UK Office of National Statistics - May 20th, 2024

## 2. Serious reports(count)

Published: June 4th, 2024



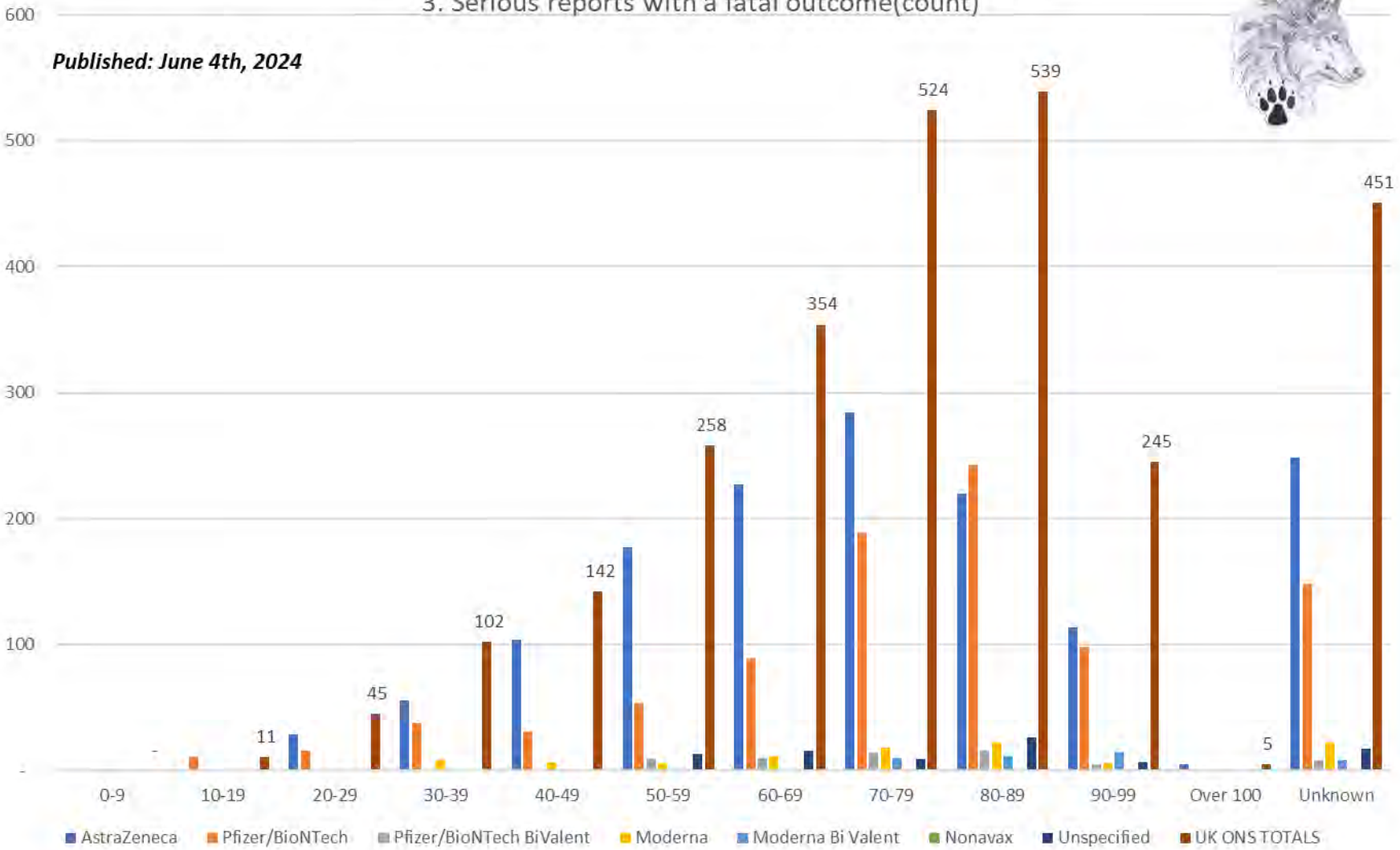
Detailed breakdown here: <https://dksdata.com/ONSDATA.html>

Source Data here: <https://yellowcard.mhra.gov.uk/idaps>

# UK Office of National Statistics - May 20th, 2024

## 3. Serious reports with a fatal outcome(count)

Published: June 4th, 2024




Detailed breakdown here: <https://dksdata.com/ONSDATA.html>

Source Data here: <https://yellowcard.mhra.gov.uk/idaps>



UK MHRA Adverse Event Reports - COVID 19 - May 20th, 2024 - Published June 4th, 2024

MHRA UK 	Reactions Reported	Deaths Reported	AEFI Reports (Web Report)	Serious AEFI (Web Report)	% Serious					Months Available	Per month Reactions	Initial Dose Reported	Last Recorded Dose	
					Avg.	2020	2021	2022	2023					2024
AZ	935,768	1,468	249,496	193,388	78%		77%	86%	88%	81%	18	51,987	2022-07-18	2023-03-13
Pfizer Mono	541,374	920	178,565	126,535	71%	56%	70%	79%	80%	88%	27	20,051	2023-02-20	2023-03-27
Pfizer BiValent	17,399	68	6,227	4,820	77%			75%	79%	92%	3	5,800	2023-03-27	2023-03-27
Moderna Mono	149,501	102	43,043	31,339	73%		71%	77%	84%	69%	23	6,500	2022-12-26	2023-03-27
Moderna BiValent	16,330	55	5,802	4,262	73%			72%	84%	84%	4	4,083	2023-03-27	2023-03-27
Novavax	532	-	193	125	65%			67%	64%	63%	13	41	Unknown	Unknown
Other	9,446	94	3,045	2,193	72%		70%	75%	71%	81%	29	326	Unknown	Unknown
<b>Total</b>	<b>1,670,350</b>	<b>2,707</b>	<b>486,371</b>	<b>362,662</b>	<b>75%</b>	<b>56%</b>	<b>74%</b>	<b>78%</b>	<b>81%</b>	<b>83%</b>		<b>88,787</b>		

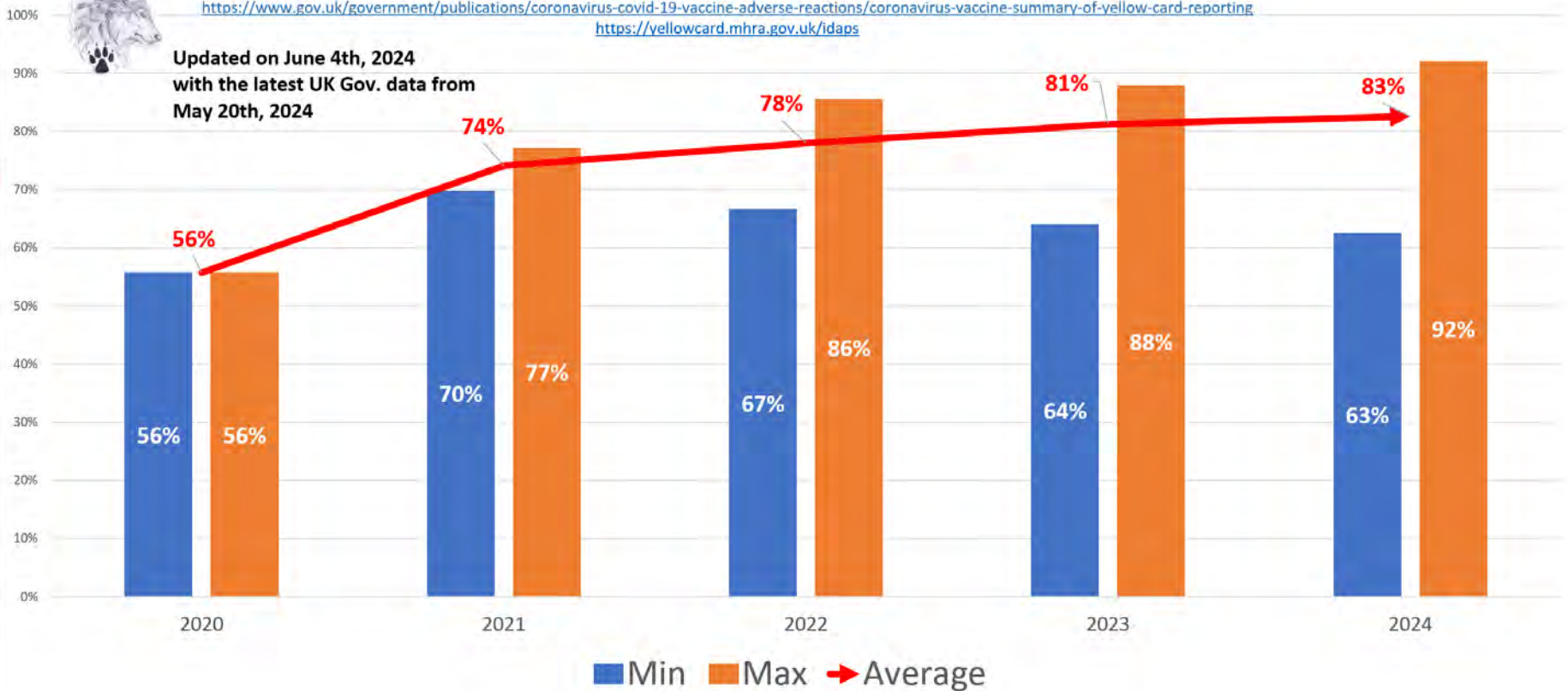
<https://www.gov.uk/government/publications/coronavirus-covid-19-vaccine-adverse-reactions/coronavirus-vaccine-summary-of-yellow-card-reporting>

Percentage of COVID Vaccine Adverse Event Reports Recorded as SERIOUS in the UK

<https://www.gov.uk/government/publications/coronavirus-covid-19-vaccine-adverse-reactions/coronavirus-vaccine-summary-of-yellow-card-reporting>  
<https://yellowcard.mhra.gov.uk/idaps>



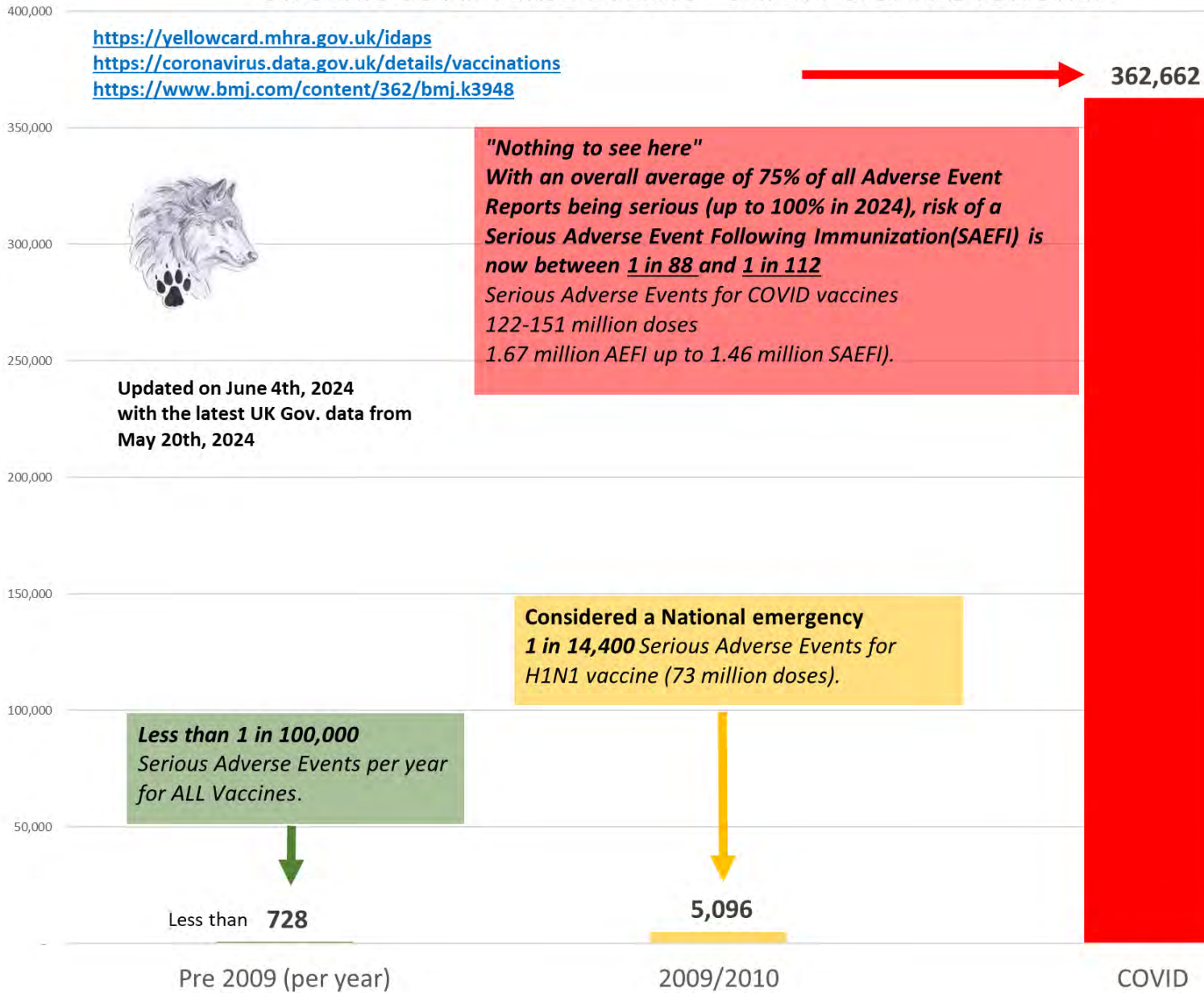
Updated on June 4th, 2024  
with the latest UK Gov. data from  
May 20th, 2024



Detailed breakdown here: <https://dksdata.com/ONSDATA.html>

Source Data here: <https://yellowcard.mhra.gov.uk/idaps>

# UK SERIOUS ADVERSE EVENTS - SAFETY SIGNALS IGNORED



Detailed breakdown here: <https://dksdata.com/ONSDATA.html>  
 Source Data here: <https://yellowcard.mhra.gov.uk/idaps>



**2024 in the UK** *Data as of May 20th, 2024 - Published June 4th, 2024* <https://yellowcard.mhra.gov.uk/idaps>

**AEFI to SERIOUS AEFI COMPARISON**

Type	AEFI	SERIOUS	FATAL	PERCENTAGE	1 IN...	DESCRIPTION
AZ	504	407	49	81%	1.2	AZ 1 IN 1.2 504 AEFI. 407 SERIOUS ADVERSE EVENTS. 81%
Pfizer Mono	331	291	14	88%	1.1	Pfizer Mono 1 IN 1.1 331 AEFI. 291 SERIOUS ADVERSE EVENTS. 88%
Pfizer BiValent	165	152	7	92%	1.1	Pfizer BiValent 1 IN 1.1 165 AEFI. 152 SERIOUS ADVERSE EVENTS. 92%
Moderna Mono	155	107	7	69%	1.4	Moderna Mono 1 IN 1.4 155 AEFI. 107 SERIOUS ADVERSE EVENTS. 69%
Moderna BiValent	127	107	-	84%	1.2	Moderna BiValent 1 IN 1.2 127 AEFI. 107 SERIOUS ADVERSE EVENTS. 84% (* 1-5 FATAL REPORTED)
Novavax	16	10	-	63%	1.6	Novavax 1 IN 1.6 16 AEFI. 10 SERIOUS ADVERSE EVENTS. 63%
Other	113	91	-	81%	1.2	Other 1 IN 1.2 113 AEFI. 91 SERIOUS ADVERSE EVENTS. 81% (* 1-5 FATAL REPORTED)
<b>Total</b>	<b>1,411</b>	<b>1,165</b>	<b>77</b>	<b>83%</b>	<b>1.2</b>	<b>Total 1 IN 1.2 1,411 AEFI. 1,165 SERIOUS ADVERSE EVENTS. 83%</b>

**2023 in the UK** *Data as of May 20th, 2024 - Published June 4th, 2024* <https://yellowcard.mhra.gov.uk/idaps>

**AEFI to SERIOUS AEFI COMPARISON**

Type	AEFI	SERIOUS	FATAL	PERCENTAGE	1 IN...	DESCRIPTION
AZ	1,858	1,633	78	88%	1.1	AZ 1 IN 1.1 1,858 AEFI. 1,633 SERIOUS ADVERSE EVENTS. 88%
Pfizer Mono	2,462	1,978	52	80%	1.2	Pfizer Mono 1 IN 1.2 2,462 AEFI. 1,978 SERIOUS ADVERSE EVENTS. 80%
Pfizer BiValent	2,496	1,979	41	79%	1.3	Pfizer BiValent 1 IN 1.3 2,496 AEFI. 1,979 SERIOUS ADVERSE EVENTS. 79%
Moderna Mono	425	356	8	84%	1.2	Moderna Mono 1 IN 1.2 425 AEFI. 356 SERIOUS ADVERSE EVENTS. 84%
Moderna BiValent	778	657	22	84%	1.2	Moderna BiValent 1 IN 1.2 778 AEFI. 657 SERIOUS ADVERSE EVENTS. 84%
Novavax	139	89	-	64%	1.6	Novavax 1 IN 1.6 139 AEFI. 89 SERIOUS ADVERSE EVENTS. 64%
Other	690	493	29	71%	1.4	Other 1 IN 1.4 690 AEFI. 493 SERIOUS ADVERSE EVENTS. 71%
<b>Total</b>	<b>8,848</b>	<b>7,185</b>	<b>230</b>	<b>81%</b>	<b>1.2</b>	<b>Total 1 IN 1.2 8,848 AEFI. 7,185 SERIOUS ADVERSE EVENTS. 81%</b>

**2022 in the UK** *Data as of May 20th, 2024 - Published June 4th, 2024* <https://yellowcard.mhra.gov.uk/idaps>

**AEFI to SERIOUS AEFI COMPARISON**

Type	AEFI	SERIOUS	FATAL	PERCENTAGE	1 IN...	DESCRIPTION
AZ	5,814	4,978	164	86%	1.2	AZ 1 IN 1.2 5,814 AEFI. 4,978 SERIOUS ADVERSE EVENTS. 86%
Pfizer Mono	21,203	16,687	172	79%	1.3	Pfizer Mono 1 IN 1.3 21,203 AEFI. 16,687 SERIOUS ADVERSE EVENTS. 79%
Pfizer BiValent	3,565	2,689	20	75%	1.3	Pfizer BiValent 1 IN 1.3 3,565 AEFI. 2,689 SERIOUS ADVERSE EVENTS. 75%
Moderna Mono	11,616	8,901	61	77%	1.3	Moderna Mono 1 IN 1.3 11,616 AEFI. 8,901 SERIOUS ADVERSE EVENTS. 77%
Moderna BiValent	4,889	3,500	29	72%	1.4	Moderna BiValent 1 IN 1.4 4,889 AEFI. 3,500 SERIOUS ADVERSE EVENTS. 72%
Novavax	36	24	-	67%	1.5	Novavax 1 IN 1.5 36 AEFI. 24 SERIOUS ADVERSE EVENTS. 67%
Other	794	597	28	75%	1.3	Other 1 IN 1.3 794 AEFI. 597 SERIOUS ADVERSE EVENTS. 75%
<b>Total</b>	<b>47,917</b>	<b>37,376</b>	<b>474</b>	<b>78%</b>	<b>1.3</b>	<b>Total 1 IN 1.3 47,917 AEFI. 37,376 SERIOUS ADVERSE EVENTS. 78%</b>

**2021 in the UK** *Data as of May 20th, 2024 - Published June 4th, 2024* <https://yellowcard.mhra.gov.uk/idaps>

**AEFI to SERIOUS AEFI COMPARISON**

Type	AEFI	SERIOUS	FATAL	PERCENTAGE	1 IN...	DESCRIPTION
AZ	241,318	186,368	1,177	77%	1.3	AZ 1 IN 1.3 241,318 AEFI. 186,368 SERIOUS ADVERSE EVENTS. 77%
Pfizer Mono	151,842	106,059	663	70%	1.4	Pfizer Mono 1 IN 1.4 151,842 AEFI. 106,059 SERIOUS ADVERSE EVENTS. 70%
Pfizer BiValent	-	-	-	-	-	No Data - Vaccine not given (* 1-5 NON SERIOUS REPORTED)
Moderna Mono	31,109	21,975	25	71%	1.4	Moderna Mono 1 IN 1.4 31,109 AEFI. 21,975 SERIOUS ADVERSE EVENTS. 71%
Moderna BiValent	-	-	-	-	-	No Data - Vaccine not given (* 1-5 SERIOUS REPORTED)
Novavax	-	-	-	-	-	No Data - Vaccine not given (* 1-5 SERIOUS REPORTED)
Other	1,445	1,012	34	70%	1.4	Other 1 IN 1.4 1,445 AEFI. 1,012 SERIOUS ADVERSE EVENTS. 70%
<b>Total</b>	<b>425,714</b>	<b>315,414</b>	<b>1,899</b>	<b>74%</b>	<b>1.3</b>	<b>Total 1 IN 1.3 425,714 AEFI. 315,414 SERIOUS ADVERSE EVENTS. 74%</b>

**2020 in the UK** *Data as of May 20th, 2024 - Published June 4th, 2024* <https://yellowcard.mhra.gov.uk/idaps>

**AEFI to SERIOUS AEFI COMPARISON**

Type	AEFI	SERIOUS	FATAL	PERCENTAGE	1 IN...	DESCRIPTION
AZ	-	-	-	-	-	No Data - Vaccine not given (* 1-5 SERIOUS REPORTED)
Pfizer Mono	2,726	1,519	19	56%	1.8	Pfizer Mono 1 IN 1.8 2,726 AEFI. 1,519 SERIOUS ADVERSE EVENTS. 56%
Pfizer BiValent	-	-	-	-	-	No Data - Vaccine not given
Moderna Mono	-	-	-	-	-	No Data - Vaccine not given (* 1-5 FATAL REPORTED)
Moderna BiValent	-	-	-	-	-	No Data - Vaccine not given
Novavax	-	-	-	-	-	No Data - Vaccine not given
Other	-	-	-	-	-	No Data - Vaccine not given
<b>Total</b>	<b>2,726</b>	<b>1,519</b>	<b>19</b>	<b>56%</b>	<b>1.8</b>	<b>Total 1 IN 1.8 2,726 AEFI. 1,519 SERIOUS ADVERSE EVENTS. 56%</b>

**2019 in the UK** *Data as of May 20th, 2024 - Published June 4th, 2024* <https://yellowcard.mhra.gov.uk/idaps>

**AEFI to SERIOUS AEFI COMPARISON**

Type	AEFI	SERIOUS	FATAL	PERCENTAGE	1 IN...	DESCRIPTION
AZ	-	-	-	-	-	No Data - Vaccine not given (* 1-5 SERIOUS REPORTED)
Pfizer Mono	-	-	-	-	-	No Data - Vaccine not given (* 1-5 SERIOUS REPORTED)
Pfizer BiValent	-	-	-	-	-	No Data - Vaccine not given
Moderna Mono	-	-	-	-	-	No Data - Vaccine not given
Moderna BiValent	-	-	-	-	-	No Data - Vaccine not given
Novavax	-	-	-	-	-	No Data - Vaccine not given
Other	-	-	-	-	-	No Data - Vaccine not given
<b>Total</b>	<b>-</b>	<b>-</b>	<b>-</b>	<b>100%</b>	<b>1.0</b>	<b>No Data - Vaccine not given</b>

Detailed breakdown here: <https://dksdata.com/ONSDATA.html>

Source Data here: <https://yellowcard.mhra.gov.uk/idaps>

Reported Pregnancy Related Adverse Event Following Immunization	SAEFI Count	Sub Type	Total	Fatal
Abortion	2	Pregnancy Related	2	0
Abortion missed	8	Pregnancy Related	8	0
<b>Abortion spontaneous</b>	<b>934</b>	<b>Pregnancy Related</b>	<b>934</b>	<b>0</b>
Abortion threatened	2	Pregnancy Related	2	0
Anembryonic gestation	4	Pregnancy Related	4	0
Complication of pregnancy	1	Pregnancy Related	1	0
Decidual cast	12	Pregnancy Related	12	0
Ectopic pregnancy	28	Pregnancy Related	28	0
Foetal cardiac disorder	1	Pregnancy Related	1	0
<b>Foetal death</b>	<b>4</b>	<b>Pregnancy Related</b>	<b>1</b>	<b>3</b>
Foetal distress syndrome	3	Pregnancy Related	3	0
<b>Foetal growth restriction</b>	<b>11</b>	<b>Pregnancy Related</b>	<b>10</b>	<b>1</b>
Foetal hypokinesia	19	Pregnancy Related	19	0
Foetal vascular malperfusion	3	Pregnancy Related	3	0
Gestational diabetes	9	Pregnancy Related	9	0
Haemorrhage foetal	1	Pregnancy Related	1	0
Haemorrhage in pregnancy	6	Pregnancy Related	6	0
Hydrops foetalis	1	Pregnancy Related	1	0
Jaundice neonatal	1	Pregnancy Related	1	0
Live birth	12	Pregnancy Related	12	0
Low birth weight baby	2	Pregnancy Related	2	0
Peripartum cardiomyopathy	2	Pregnancy Related	2	0
Placental calcification	2	Pregnancy Related	2	0
Placental disorder	5	Pregnancy Related	5	0
Polyhydramnios	1	Pregnancy Related	1	0
Postpartum haemorrhage	6	Pregnancy Related	6	0
Pre-eclampsia	8	Pregnancy Related	8	0
Premature baby	15	Pregnancy Related	14	1
Premature delivery	1	Pregnancy Related	1	0
Premature labour	18	Pregnancy Related	18	0
Premature rupture of membranes	6	Pregnancy Related	6	0
Premature separation of placenta	6	Pregnancy Related	6	0
Preterm premature rupture of membranes	6	Pregnancy Related	6	0
Retroplacental haematoma	1	Pregnancy Related	1	0
Ruptured ectopic pregnancy	1	Pregnancy Related	1	0
Small for dates baby	1	Pregnancy Related	1	0
Small size placenta	2	Pregnancy Related	2	0
<b>Stillbirth</b>	<b>28</b>	<b>Pregnancy Related</b>	<b>1</b>	<b>27</b>
Subchorionic haematoma	3	Pregnancy Related	3	0
Subchorionic haemorrhage	3	Pregnancy Related	3	0
Umbilical cord abnormality	1	Pregnancy Related	1	0
Umbilical cord thrombosis	2	Pregnancy Related	2	0
Uterine contractions abnormal	3	Pregnancy Related	3	0
Uterine contractions during pregnancy	7	Pregnancy Related	7	0
Uterine hypertonus	11	Pregnancy Related	11	0
Uterine irritability	1	Pregnancy Related	1	0
<b>Totals</b>	<b>1,373</b>		<b>1,341</b>	<b>32</b>

Detailed breakdown here: <https://dksdata.com/ONSDATA.html>

Source Data here: <https://yellowcard.mhra.gov.uk/idaps>

[96 people died unnecessarily at Hillsborough. How about 160 deaths per month?](#)