

Canada Adverse Events Following Vaccination (AEFI reported as of January 5th, 2024. <https://health-infobase.canada.ca/covid-19/vaccine-safety/#seriousNonSerious>)


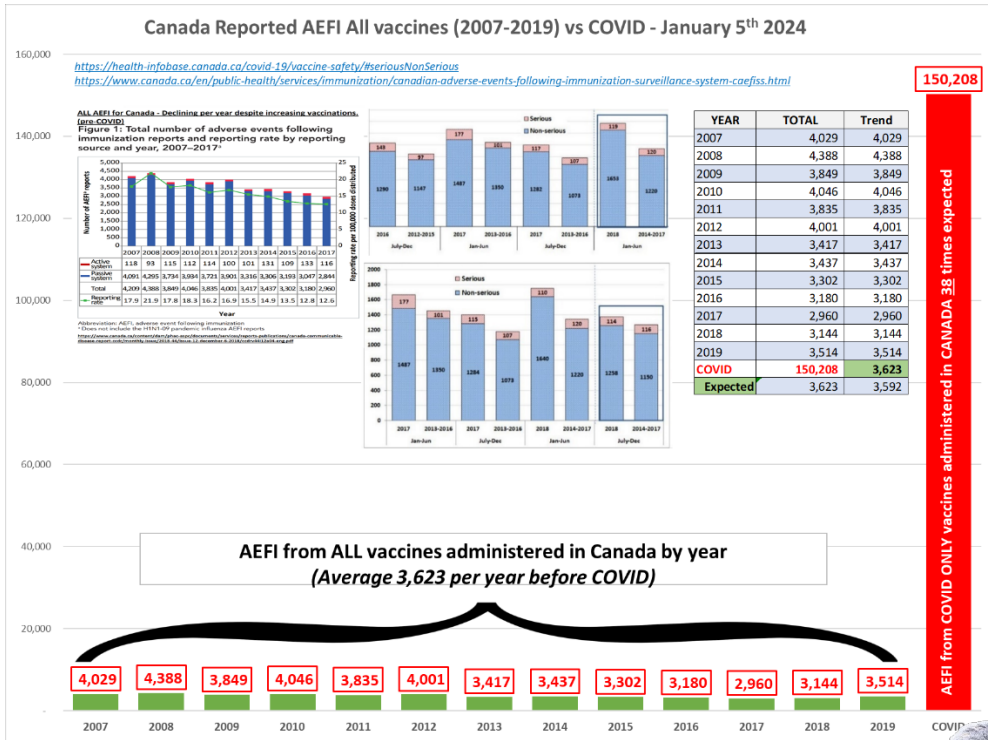


Figure 4. Number of the most frequently reported adverse events by vaccine type (Total) up to and including January 5, 2024 (n=150,208)

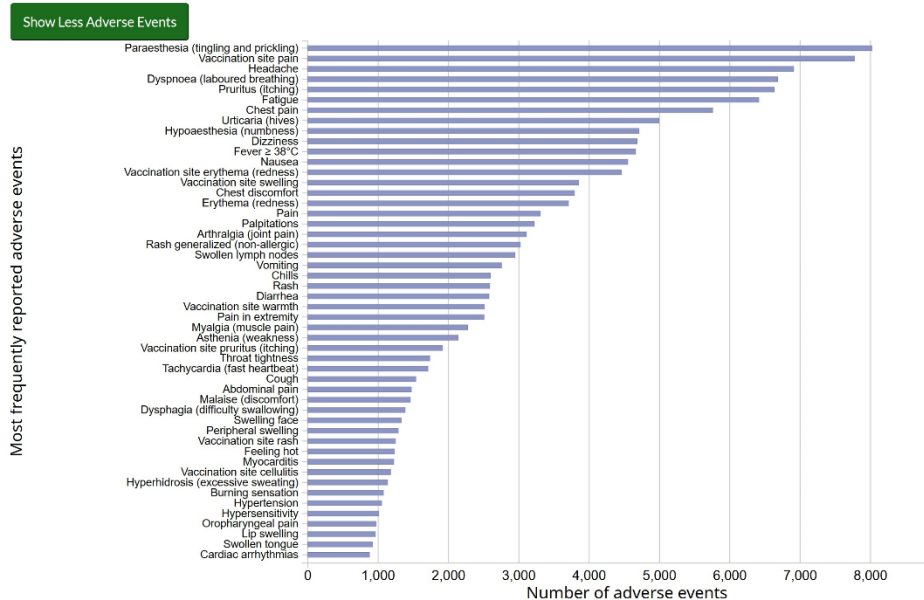
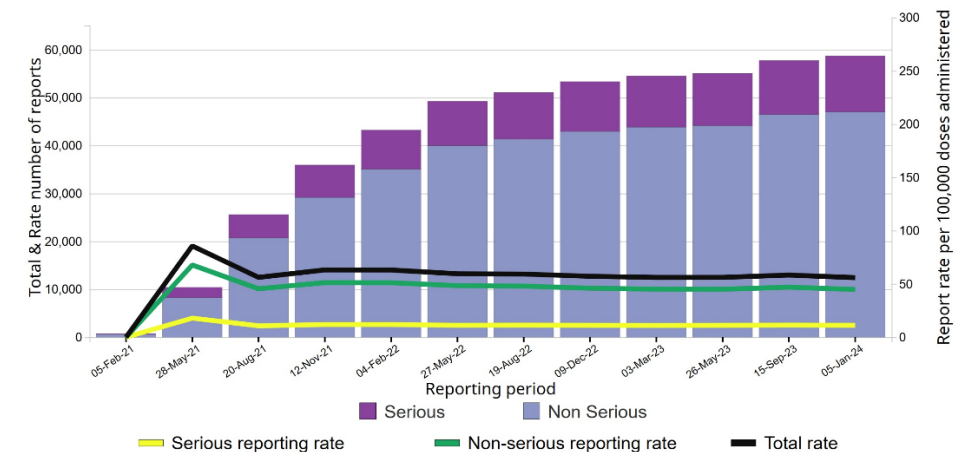


Figure 1. Cumulative number and rate of COVID-19 vaccine adverse event reports received for all people and total doses administered per reporting period, up to and including January 5, 2024 (n=58,712)

Notes: Although the cumulative number of adverse event reports continues to increase over time, so does the number of doses administered. Up to and including January 5, 2024, all adverse event reports represented 0.056% of all doses administered.



US Adverse Events Following Vaccination (AEFI) reported as of March 29th, 2024. In the US 230,637,348 people are fully vaccinated, 270,227,181 have had at least one dose (by May 11th, 2023) and 56,478,510 have had a Bivalent booster.

https://covid.cdc.gov/covid-data-tracker/#vaccinations_vacc-people-additional-dose-totalpop

Remember these numbers below are considered 1% of the actual numbers.

VAERS (US) REPORTS 1% of all deaths and injuries.

<https://thevaccinereaction.org/2020/01/only-one-percent-of-vaccine-reactions-reported-to-vaers/>

<https://digital.ahrq.gov/sites/default/files/docs/publication/r18hs017045-lazarus-final-report-2011.pdf>

VAERS (US)

<https://vaers.hhs.gov/data/datasets.html>

Adverse effects 1,593,436 = 1 in 145 fully vaccinated people.

<https://medalerts.org/vaersdb/findfield.php?TABLE=ON&GROUP1=CAT&EVENTS=ON&VAX=COVID19>

Deaths 37,382 = 1 in 6,170 people fully vaccinated people.

<https://www.medalerts.org/vaersdb/findfield.php?EVENTS=ON&VAX=COVID19&VAXTYPES=COVID-19&DIED=Yes>

Average Reported deaths from 1990 to 2020 = **159**

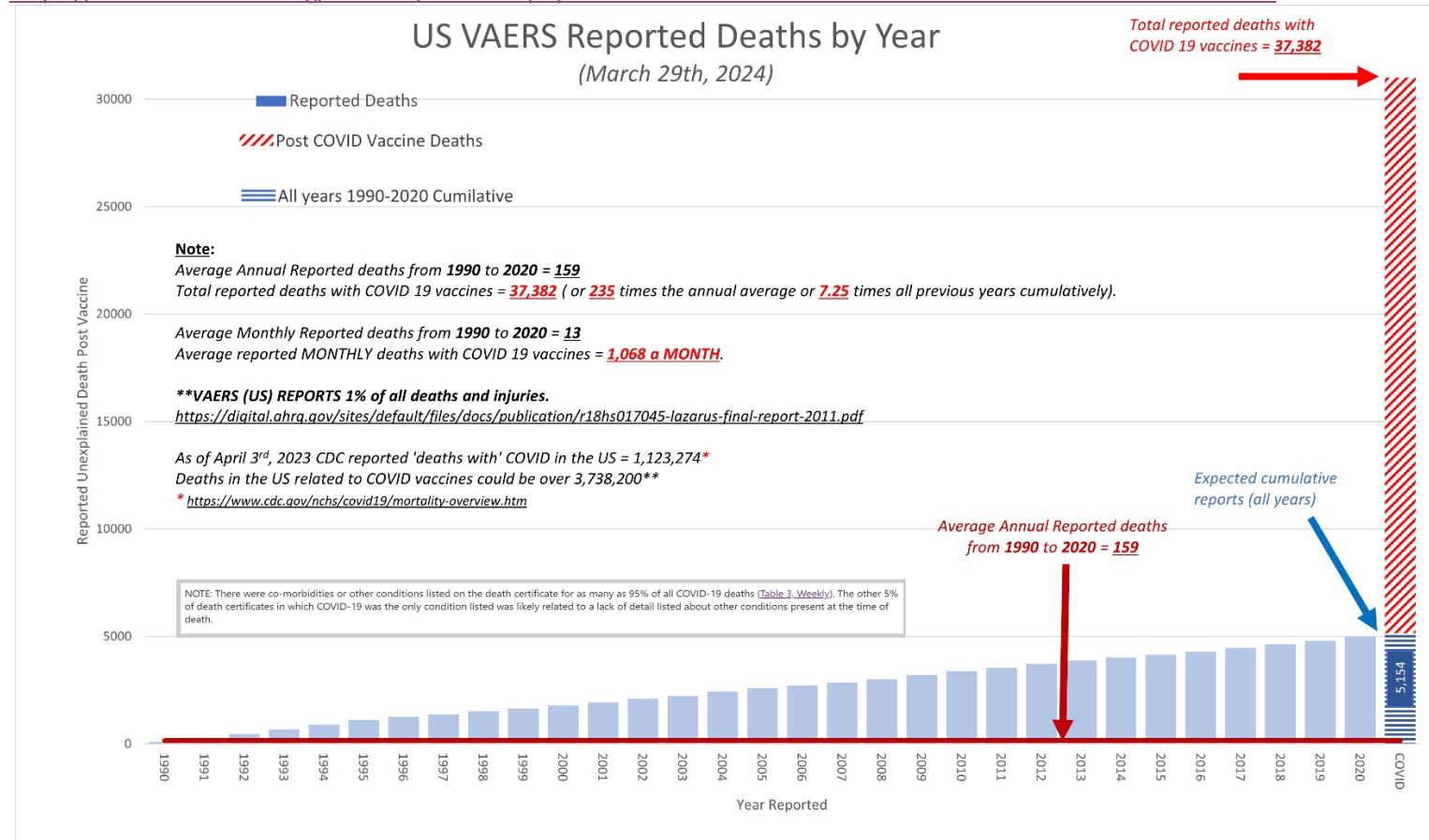
Total reported deaths (2020/2022) with COVID 19 vaccines = **37,382**

235 times the annual average

7.25 times ALL previous years cumulatively.



Year	Reported Deaths	Deaths Cumulative
1990	76	76
1991	160	236
1992	218	454
1993	219	673
1994	223	892
1995	140	1,115
1996	123	1,255
1997	133	1,378
1998	132	1,511
1999	144	1,643
2000	141	1,787
2001	174	1,928
2002	135	2,102
2003	199	2,237
2004	162	2,436
2005	131	2,598
2006	123	2,729
2007	162	2,852
2008	182	3,014
2009	191	3,196
2010	161	3,387
2011	173	3,548
2012	166	3,721
2013	129	3,887
2014	131	4,016
2015	150	4,147
2016	178	4,297
2017	165	4,475
2018	165	4,640
2019	183	4,805
2020	166	4,988
COVID	37,382	5,154



	Covid	Average
Increase	37,382	159

UK Adverse Events Following Vaccination (AEFI) reported as of March 27th, 2024 (updated April 17th, 2024).

As of May 18th, 2023 (last UK update) the UK reported 151,248,820 doses have been given. None of this data includes the recent XBB rollout. 1,668,290 Adverse Events in total from 485,960 reports, 362,223 reports classified as SERIOUS (75% of all reports), 2,688 deaths reported.

<https://coronavirus.data.gov.uk/details/vaccinations>

<https://yellowcard.mhra.gov.uk/idaps>

COVID-19 Vaccine AstraZeneca

<https://yellowcard.mhra.gov.uk/idaps/CHADOX1%20NCOV-19>

https://s3.eu-west-1.amazonaws.com/adr-mhra-docs-assets.redant.cloud/iDaps_csv/UK_COM_000491685354.zip

COVID-19 Vaccine Moderna monovalent

<https://yellowcard.mhra.gov.uk/idaps/ELASOMERAN>

https://s3.eu-west-1.amazonaws.com/adr-mhra-docs-assets.redant.cloud/iDaps_csv/UK_COM_000708016429.zip

COVID-19 Vaccine Moderna bivalent

<https://yellowcard.mhra.gov.uk/idaps/ELASOMERAN%20AND%20IMELASOMERAN>

https://s3.eu-west-1.amazonaws.com/adr-mhra-docs-assets.redant.cloud/iDaps_csv/UK_COM_000609798714.zip

COVID-19 Vaccine Pfizer/BioNTech monovalent

<https://yellowcard.mhra.gov.uk/idaps/TOZINAMERAN>

https://s3.eu-west-1.amazonaws.com/adr-mhra-docs-assets.redant.cloud/iDaps_csv/UK_COM_000593094911.zip

COVID-19 Vaccine Pfizer/BioNTech bivalent

<https://yellowcard.mhra.gov.uk/idaps/RILTOZINAMERAN%20AND%20TOZINAMERAN>

https://s3.eu-west-1.amazonaws.com/adr-mhra-docs-assets.redant.cloud/iDaps_csv/UK_COM_000503717977.zip

COVID-19 Vaccine Novavax

<https://yellowcard.mhra.gov.uk/idaps/SARS-COV-2%20RS>

https://s3.eu-west-1.amazonaws.com/adr-mhra-docs-assets.redant.cloud/iDaps_csv/UK_COM_000048289270.zip


COVID-19 Vaccine - brand unspecified or not in routine use in the UK

<https://yellowcard.mhra.gov.uk/idaps/SARS-COV-2%20VIRUS>

https://s3.eu-west-1.amazonaws.com/adr-mhra-docs-assets.redant.cloud/iDaps_csv/UK_COM_000351264544.zip



UK MHRA Adverse Event Reports - COVID 19 - March 27th, 2024 - Published February 17th, 2024

MHRA UK 	Reactions Reported	Deaths Reported	AEFI Reports (Web Report)	Serious AEFI (Web Report)	% Serious					Months Available	Per month Reactions	Less Than 200 Doses a Week	Last Recorded Dose	
					Avg.	2020	2021	2022	2023					2024
AZ	935,162	1,457	249,368	193,260	77%		77%	86%	88%	75%	18	51,953	2022-07-18	2023-03-13
Pfizer Mono	540,794	915	178,464	126,452	71%	56%	70%	79%	80%	89%	27	20,029	2023-02-20	2023-03-27
Pfizer BiValent	17,207	66	6,180	4,776	77%			75%	79%	92%	3	5,736	2023-03-27	2023-03-27
Moderna Mono	149,211	101	43,043	31,265	73%		71%	77%	84%	56%	23	6,487	2022-12-26	2023-03-27
Moderna BiValent	16,091	52	5,714	4,190	73%			72%	84%	77%	4	4,023	2023-03-27	2023-03-27
Novavax	517	-	188	122	65%			67%	63%	100%	13	40	Unknown	Unknown
Other	9,308	97	3,003	2,158	72%		70%	75%	71%	81%	29	321	Unknown	Unknown
Total	1,668,290	2,688	485,960	362,223	75%	56%	74%	78%	81%	81%		88,589		

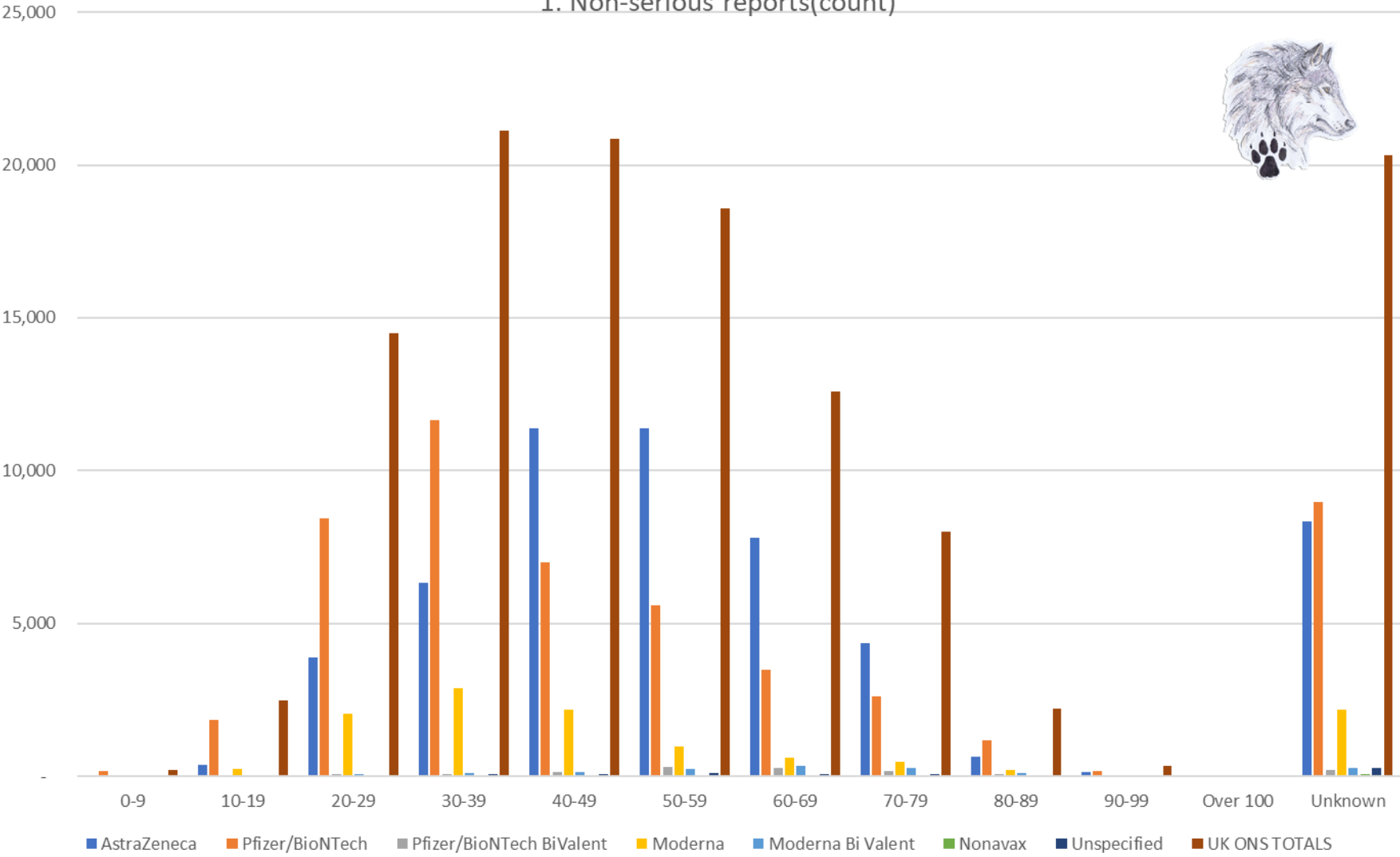
<https://www.gov.uk/government/publications/coronavirus-covid-19-vaccine-adverse-reactions/coronavirus-vaccine-summary-of-yellow-card-reporting>

<https://www.gov.uk/government/publications/coronavirus-covid-19-vaccine-adverse-reactions/coronavirus-vaccine-summary-of-yellow-card-reporting>

Detailed breakdown here: <https://dksdata.com/ONSDATA.html>

UK Office of National Statistics - March 27th, 2024

1. Non-serious reports(count)

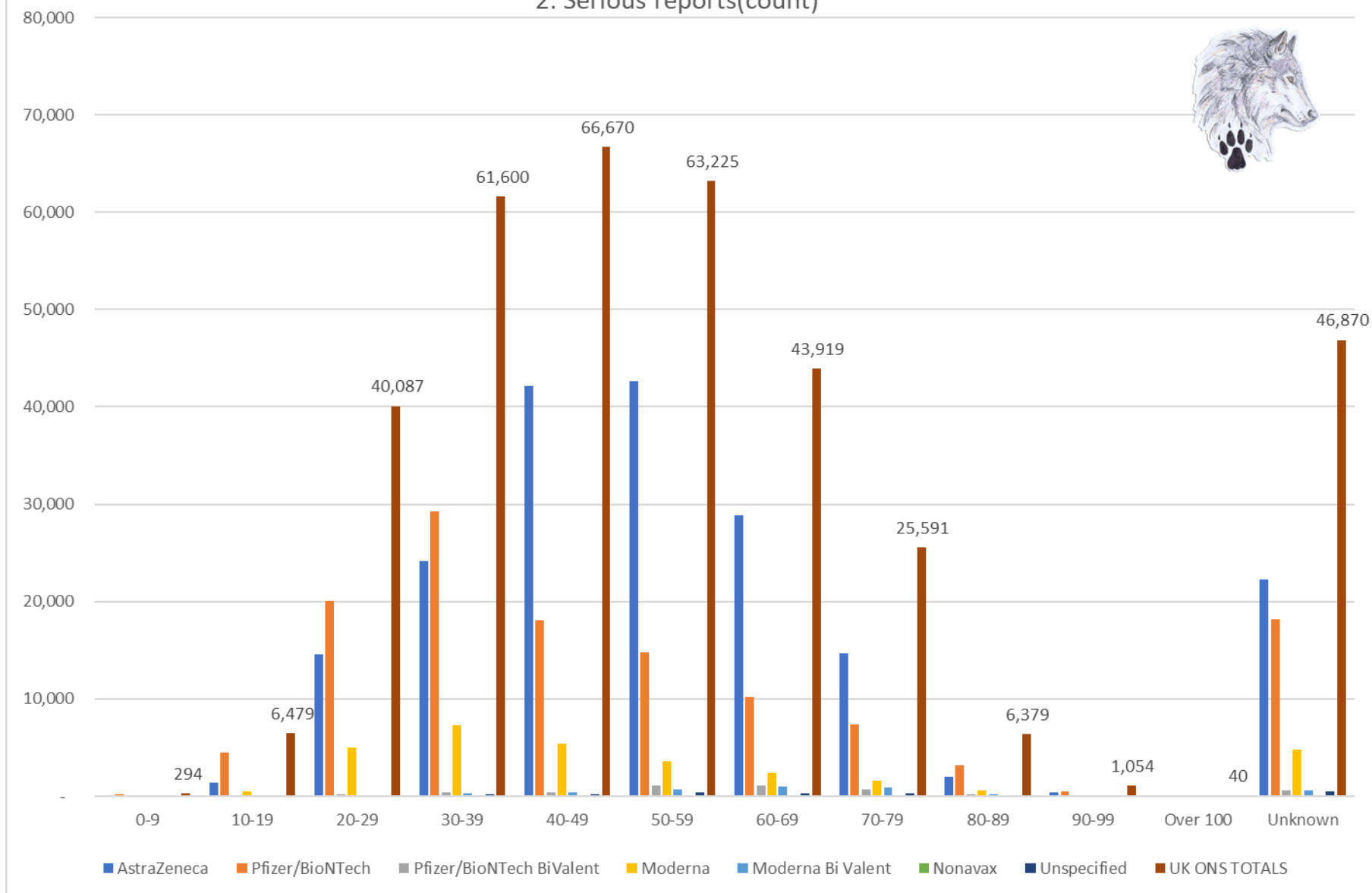


Detailed breakdown here: <https://dksdata.com/ONSDATA.html>

Source Data here: <https://yellowcard.mhra.gov.uk/idaps>

UK Office of National Statistics - March 27th, 2024

2. Serious reports(count)

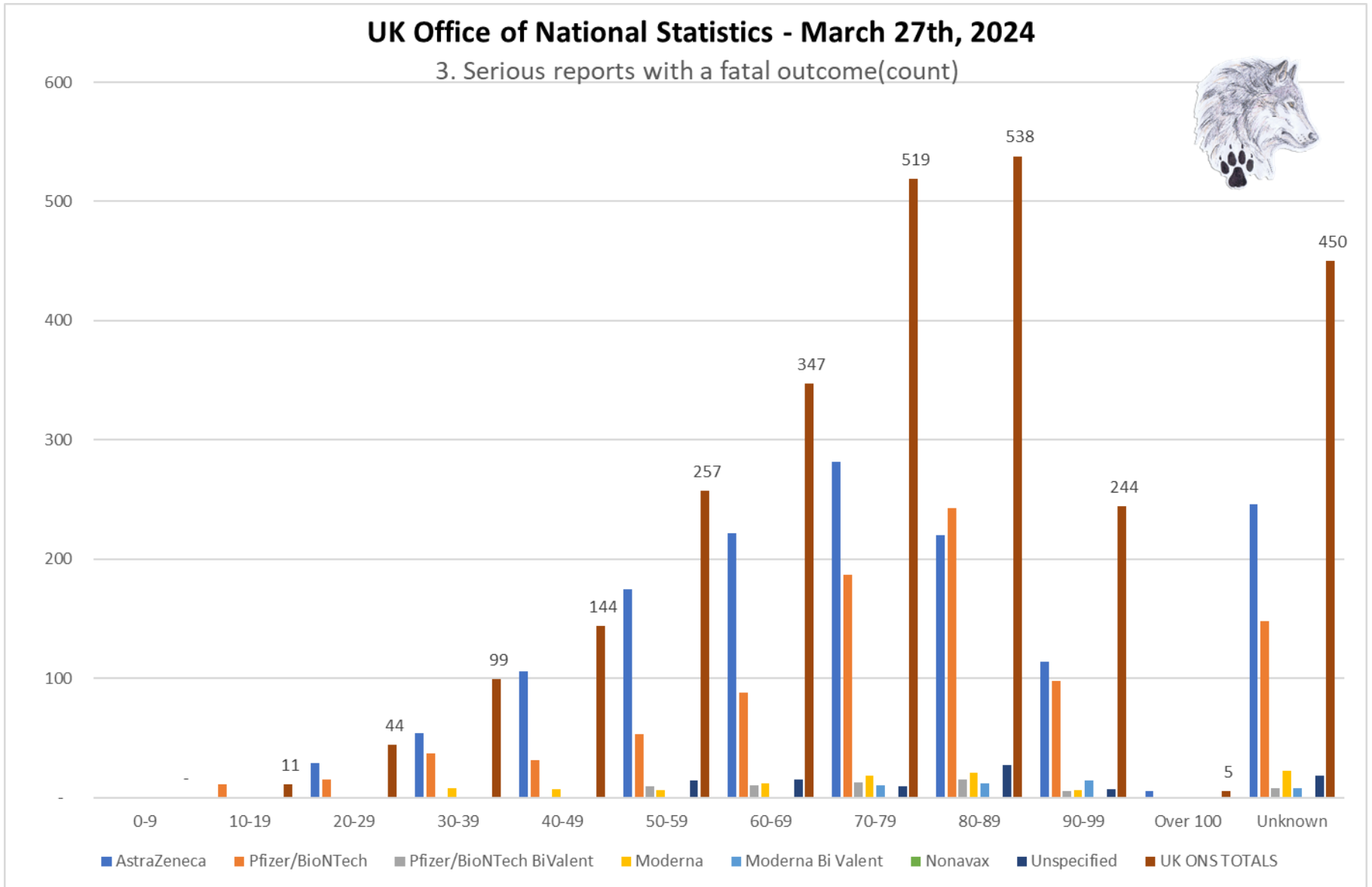


Detailed breakdown here: <https://dksdata.com/ONSDATA.html>

Source Data here: <https://yellowcard.mhra.gov.uk/idaps>

UK Office of National Statistics - March 27th, 2024

3. Serious reports with a fatal outcome(count)




Detailed breakdown here: <https://dksdata.com/ONSDATA.html>

Source Data here: <https://yellowcard.mhra.gov.uk/idaps>

Detailed breakdown here: <https://dksdata.com/ONSDATA.html>

Source Data here: <https://yellowcard.mhra.gov.uk/idaps>

UK MHRA Adverse Event Reports - COVID 19 - March 27th, 2024 - Published February 17th, 2024

MHRA UK 	Reactions Reported	Deaths Reported	AEFI Reports (Web Report)	Serious AEFI (Web Report)	% Serious						Months Available	Per month Reactions	Less Than 200 Doses a Week	Last Recorded Dose
					Avg.	2020	2021	2022	2023	2024				
AZ	934,886	1,457	249,368	193,260	77%		77%	86%	88%	75%	18	51,938	2022-07-18	2023-03-13
Pfizer Mono	540,575	915	178,464	126,452	71%	56%	70%	79%	80%	89%	27	20,021	2023-02-20	2023-03-27
Pfizer BiValent	17,095	66	6,180	4,776	77%			75%	79%	92%	3	5,698	2023-03-27	2023-03-27
Moderna Mono	149,157	101	43,043	31,265	73%		71%	77%	84%	56%	23	6,485	2022-12-26	2023-03-27
Moderna BiValent	16,074	52	5,714	4,190	73%			72%	84%	77%	4	4,019	2023-03-27	2023-03-27
Novavax	517	-	188	122	65%			67%	63%	100%	13	40	Unknown	Unknown
Other	9,306	97	3,003	2,158	72%		70%	75%	71%	81%	29	321	Unknown	Unknown
Total	1,667,610	2,688	485,960	362,223	75%	56%	74%	78%	81%	81%		88,522		

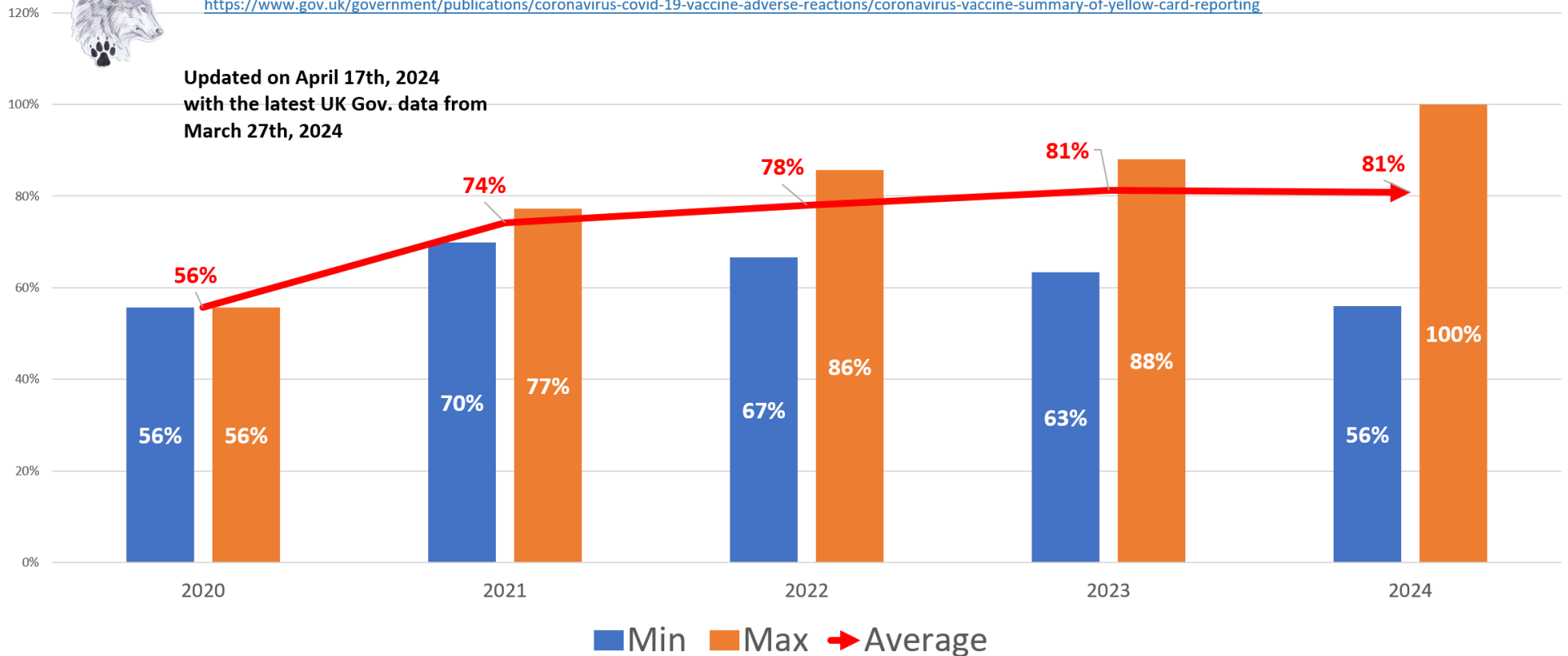
<https://www.gov.uk/government/publications/coronavirus-covid-19-vaccine-adverse-reactions/coronavirus-vaccine-summary-of-yellow-card-reporting>

Percentage of COVID Vaccine Adverse Event Reports Recorded as SERIOUS in the UK

<https://www.gov.uk/government/publications/coronavirus-covid-19-vaccine-adverse-reactions/coronavirus-vaccine-summary-of-yellow-card-reporting>



Updated on April 17th, 2024
with the latest UK Gov. data from
March 27th, 2024



UK SERIOUS ADVERSE EVENTS - SAFETY SIGNALS IGNORED

<https://yellowcard.mhra.gov.uk/idaps>
<https://coronavirus.data.gov.uk/details/vaccinations>
<https://www.bmj.com/content/362/bmj.k3948>

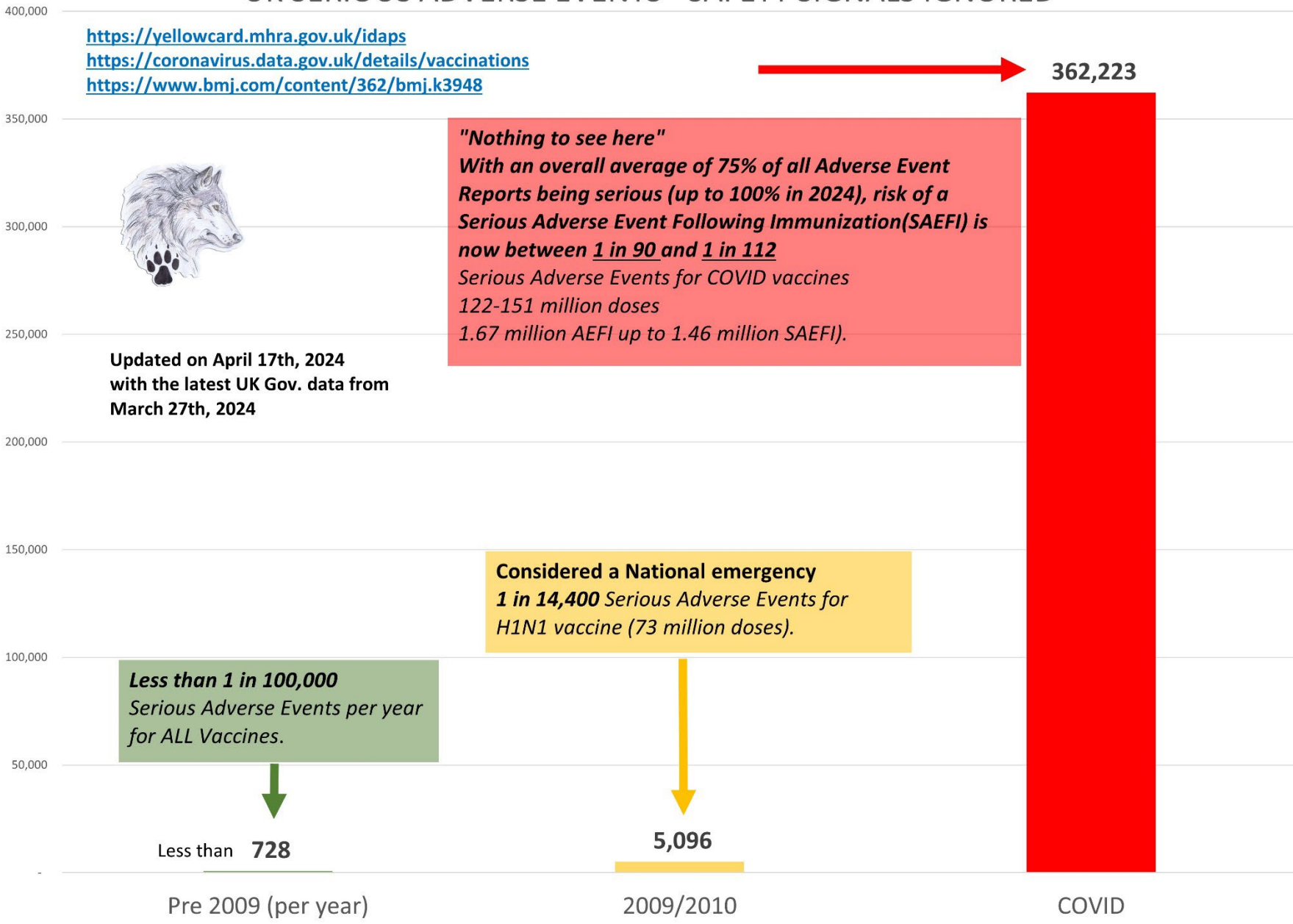


Updated on April 17th, 2024
 with the latest UK Gov. data from
 March 27th, 2024

"Nothing to see here"
 With an overall average of 75% of all Adverse Event Reports being serious (up to 100% in 2024), risk of a Serious Adverse Event Following Immunization (SAEFI) is now between **1 in 90** and **1 in 112** (Serious Adverse Events for COVID vaccines 122-151 million doses 1.67 million AEFI up to 1.46 million SAEFI).

Considered a National emergency
1 in 14,400 Serious Adverse Events for H1N1 vaccine (73 million doses).

Less than 1 in 100,000
 Serious Adverse Events per year for ALL Vaccines.



Detailed breakdown here: <https://dksdata.com/ONSDATA.html>

Source Data here: <https://yellowcard.mhra.gov.uk/idaps>

2024 in the UK						Data as of March 27th, 2024 - Published April 17th, 2024	https://yellowcard.mhra.gov.uk/idaps
AEFI to SERIOUS AEFI COMPARISON							
Type	AEFI	SERIOUS	FATAL	PERCENTAGE	1 IN...	DESCRIPTION	
AZ	324	244	37	75%	1.3	AZ 1 IN 1.3 324 AEFI. 244 SERIOUS ADVERSE EVENTS. 75%	
Pfizer Mono	231	206	9	89%	1.1	Pfizer Mono 1 IN 1.1 231 AEFI. 206 SERIOUS ADVERSE EVENTS. 89%	
Pfizer BiValent	118	108	5	92%	1.1	Pfizer BiValent 1 IN 1.1 118 AEFI. 108 SERIOUS ADVERSE EVENTS. 92%	
Moderna Mono	59	33	6	56%	1.8	Moderna Mono 1 IN 1.8 59 AEFI. 33 SERIOUS ADVERSE EVENTS. 56%	
Moderna BiValent	43	33	-	77%	1.3	Moderna BiValent 1 IN 1.3 43 AEFI. 33 SERIOUS ADVERSE EVENTS. 77%	
Novavax	8	8	-	100%	1.0	Novavax 1 IN 1. 8 AEFI. 8 SERIOUS ADVERSE EVENTS. 100%	
Other	70	57	-	81%	1.2	Other 1 IN 1.2 70 AEFI. 57 SERIOUS ADVERSE EVENTS. 81%	
Total	853	689	57	81%	1.2	Total 1 IN 1.2 853 AEFI. 689 SERIOUS ADVERSE EVENTS. 81%	

2023 in the UK						Data as of March 27th, 2024 - Published April 17th, 2024	https://yellowcard.mhra.gov.uk/idaps
AEFI to SERIOUS AEFI COMPARISON							
Type	AEFI	SERIOUS	FATAL	PERCENTAGE	1 IN...	DESCRIPTION	
AZ	1,859	1,637	76	88%	1.1	AZ 1 IN 1.1 1,859 AEFI. 1,637 SERIOUS ADVERSE EVENTS. 88%	
Pfizer Mono	2,463	1,979	52	80%	1.2	Pfizer Mono 1 IN 1.2 2,463 AEFI. 1,979 SERIOUS ADVERSE EVENTS. 80%	
Pfizer BiValent	2,496	1,979	41	79%	1.3	Pfizer BiValent 1 IN 1.3 2,496 AEFI. 1,979 SERIOUS ADVERSE EVENTS. 79%	
Moderna Mono	425	356	8	84%	1.2	Moderna Mono 1 IN 1.2 425 AEFI. 356 SERIOUS ADVERSE EVENTS. 84%	
Moderna BiValent	778	657	22	84%	1.2	Moderna BiValent 1 IN 1.2 778 AEFI. 657 SERIOUS ADVERSE EVENTS. 84%	
Novavax	139	88	-	63%	1.6	Novavax 1 IN 1.6 139 AEFI. 88 SERIOUS ADVERSE EVENTS. 63%	
Other	692	493	31	71%	1.4	Other 1 IN 1.4 692 AEFI. 493 SERIOUS ADVERSE EVENTS. 71%	
Total	8,852	7,189	230	81%	1.2	Total 1 IN 1.2 8,852 AEFI. 7,189 SERIOUS ADVERSE EVENTS. 81%	

2022 in the UK						Data as of March 27th, 2024 - Published April 17th, 2024	https://yellowcard.mhra.gov.uk/idaps
AEFI to SERIOUS AEFI COMPARISON							
Type	AEFI	SERIOUS	FATAL	PERCENTAGE	1 IN...	DESCRIPTION	
AZ	5,826	4,988	165	86%	1.2	AZ 1 IN 1.2 5,826 AEFI. 4,988 SERIOUS ADVERSE EVENTS. 86%	
Pfizer Mono	21,203	16,687	172	79%	1.3	Pfizer Mono 1 IN 1.3 21,203 AEFI. 16,687 SERIOUS ADVERSE EVENTS. 79%	
Pfizer BiValent	3,565	2,689	20	75%	1.3	Pfizer BiValent 1 IN 1.3 3,565 AEFI. 2,689 SERIOUS ADVERSE EVENTS. 75%	
Moderna Mono	11,617	8,902	61	77%	1.3	Moderna Mono 1 IN 1.3 11,617 AEFI. 8,902 SERIOUS ADVERSE EVENTS. 77%	
Moderna BiValent	4,889	3,500	29	72%	1.4	Moderna BiValent 1 IN 1.4 4,889 AEFI. 3,500 SERIOUS ADVERSE EVENTS. 72%	
Novavax	36	24	-	67%	1.5	Novavax 1 IN 1.5 36 AEFI. 24 SERIOUS ADVERSE EVENTS. 67%	
Other	793	596	28	75%	1.3	Other 1 IN 1.3 793 AEFI. 596 SERIOUS ADVERSE EVENTS. 75%	
Total	47,929	37,386	475	78%	1.3	Total 1 IN 1.3 47,929 AEFI. 37,386 SERIOUS ADVERSE EVENTS. 78%	

2021 in the UK						Data as of March 27th, 2024 - Published April 17th, 2024	https://yellowcard.mhra.gov.uk/idaps
AEFI to SERIOUS AEFI COMPARISON							
Type	AEFI	SERIOUS	FATAL	PERCENTAGE	1 IN...	DESCRIPTION	
AZ	241,358	186,390	1,179	77%	1.3	AZ 1 IN 1.3 241,358 AEFI. 186,390 SERIOUS ADVERSE EVENTS. 77%	
Pfizer Mono	151,841	106,061	663	70%	1.4	Pfizer Mono 1 IN 1.4 151,841 AEFI. 106,061 SERIOUS ADVERSE EVENTS. 70%	
Pfizer BiValent	-	-	-	-	-	No Data - Vaccine not given	
Moderna Mono	31,107	21,974	25	71%	1.4	Moderna Mono 1 IN 1.4 31,107 AEFI. 21,974 SERIOUS ADVERSE EVENTS. 71%	
Moderna BiValent	-	-	-	-	-	No Data - Vaccine not given	
Novavax	-	-	-	-	-	No Data - Vaccine not given	
Other	1,447	1,012	37	70%	1.4	Other 1 IN 1.4 1,447 AEFI. 1,012 SERIOUS ADVERSE EVENTS. 70%	
Total	425,753	315,437	1,904	74%	1.3	Total 1 IN 1.3 425,753 AEFI. 315,437 SERIOUS ADVERSE EVENTS. 74%	

2020 in the UK						Data as of March 27th, 2024 - Published April 17th, 2024	https://yellowcard.mhra.gov.uk/idaps
AEFI to SERIOUS AEFI COMPARISON							
Type	AEFI	SERIOUS	FATAL	PERCENTAGE	1 IN...	DESCRIPTION	
AZ	-	-	-	-	-	No Data - Vaccine not given	
Pfizer Mono	2,726	1,519	19	56%	1.8	Pfizer Mono 1 IN 1.8 2,726 AEFI. 1,519 SERIOUS ADVERSE EVENTS. 56%	
Pfizer BiValent	-	-	-	-	-	No Data - Vaccine not given	
Moderna Mono	-	-	-	-	-	No Data - Vaccine not given	
Moderna BiValent	-	-	-	-	-	No Data - Vaccine not given	
Novavax	-	-	-	-	-	No Data - Vaccine not given	
Other	-	-	-	-	-	No Data - Vaccine not given	
Total	2,726	1,519	19	56%	1.8	Total 1 IN 1.8 2,726 AEFI. 1,519 SERIOUS ADVERSE EVENTS. 56%	

Detailed breakdown here: <https://dksdata.com/ONSDATA.html>

Source Data here: <https://yellowcard.mhra.gov.uk/idaps>