



# ALL-CAUSE MORTALITY DATA – CANADA

## Stats Canada Data as of November 14<sup>th</sup>, 2024



All provinces are lagging in reporting for 2023/24 and many are still modifying data for 2021/22. The final All-Cause death numbers for all provinces are expected to be above the high of 2022. Data from Jan 8<sup>th</sup> 2024 to Nov 14<sup>th</sup> 2024 saw an increase in Canadian reported All-Cause deaths of;

- +85 in 2021
- +17,020 in 2022
- +113,755 in 2023

Federal and Provincial totals for 2021/2023 differ by 20,575 in the same data set. Federal “By Age” and Federal “By Cause” totals differ by 15,815 reported deaths. Alberta, BC, Quebec & NWT have reported up to Week 36 for 2024. However, even these numbers are not yet confirmed and will rise in the coming months.

Most provinces, & Canada overall, show a disturbing increase in deaths, especially in the younger population. In 2024, deaths in older age groups are increasing due to ongoing Care Home Lockdowns. These are not deaths being driven by immigration or the “baby boomers”.

**ALL 2024 provincial data shows this will only get worse from here.**

**2024 WILL be the worst on record for All-Cause deaths in Canada and we still have not seen any reset for premature excess deaths since 2020 that total 294,870 (10,535 more than all 2019 deaths). Whatever is causing these excess deaths is still happening (and it isn’t COVID).**

### Contents

|  |    |
|--|----|
| ALL-CAUSE MORTALITY DATA – CANADA .....                    | 3  |
| ALL-CAUSE MORTALITY DATA - ALBERTA.....                    | 12 |
| ALL-CAUSE MORTALITY DATA – BRITISH COLUMBIA.....           | 19 |
| ALL-CAUSE MORTALITY DATA – SASKATCHEWAN.....               | 24 |
| ALL-CAUSE MORTALITY DATA – MANITOBA.....                   | 30 |
| ALL-CAUSE MORTALITY DATA – ONTARIO .....                   | 36 |
| ALL-CAUSE MORTALITY DATA – QUEBEC.....                     | 41 |
| ALL-CAUSE MORTALITY DATA – NEW BRUNSWICK .....             | 47 |
| ALL-CAUSE MORTALITY DATA – NEWFOUNDLAND AND LABRADOR ..... | 53 |
| ALL-CAUSE MORTALITY DATA – NOVA SCOTIA.....                | 59 |
| ALL-CAUSE MORTALITY DATA –NORTHWEST TERRITORIES.....       | 64 |
| ALL-CAUSE MORTALITY DATA – NUNAVUT.....                    | 69 |
| ALL-CAUSE MORTALITY DATA – PRINCE EDWARD ISLAND .....      | 74 |
| ALL-CAUSE MORTALITY DATA – YUKON.....                      | 79 |
| Source: .....  | 80 |



Statistics Canada / Statistique Canada

Total Deaths **CANADA** 2010-2024 over the 10 year average (2010-2019)  
 10 year average excluding pandemic (2010-2019) shown in **orange**.  
 Stats Can 5 year average (2018-2022) in **grey**.  
 Births (projected trend for 2023/2024) in **purple**.  
 2024 **projected** based on weekly a



Births



Deaths

450000

400000

300000

250000

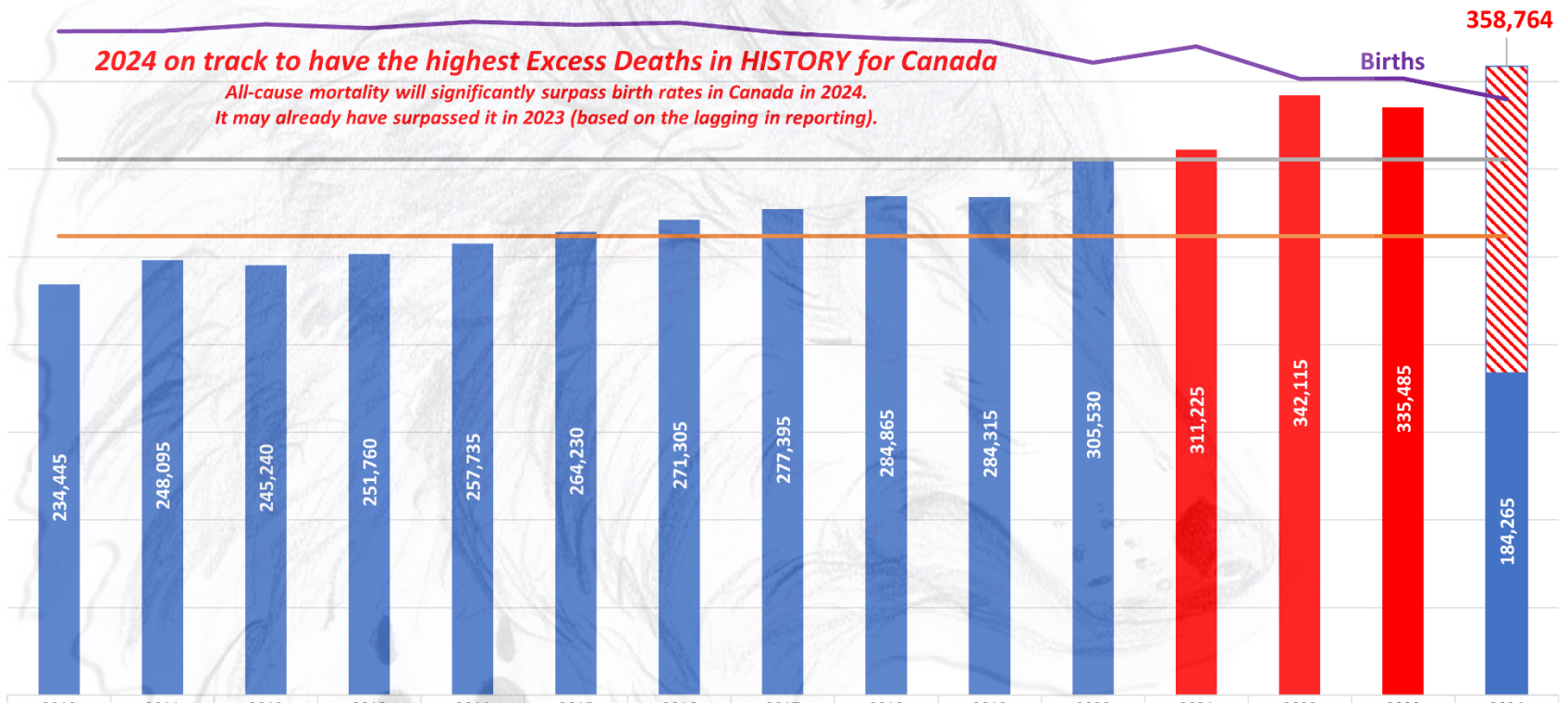
200000

150000

100000

50000

0



|                   | 2010    | 2011    | 2012    | 2013    | 2014    | 2015    | 2016    | 2017    | 2018    | 2019    | 2020    | 2021    | 2022    | 2023    | 2024    |
|-------------------|---------|---------|---------|---------|---------|---------|---------|---------|---------|---------|---------|---------|---------|---------|---------|
| Projected 2024    |         |         |         |         |         |         |         |         |         |         |         |         |         |         | 358,764 |
| Annual Total      | 234,445 | 248,095 | 245,240 | 251,760 | 257,735 | 264,230 | 271,305 | 277,395 | 284,865 | 284,315 | 305,530 | 311,225 | 342,115 | 335,485 | 184,265 |
| Average 2010-2019 | 261,939 | 261,939 | 261,939 | 261,939 | 261,939 | 261,939 | 261,939 | 261,939 | 261,939 | 261,939 | 261,939 | 261,939 | 261,939 | 261,939 | 261,939 |
| Average 2018-2022 | 305,610 | 305,610 | 305,610 | 305,610 | 305,610 | 305,610 | 305,610 | 305,610 | 305,610 | 305,610 | 305,610 | 305,610 | 305,610 | 305,610 | 305,610 |
| Births            | 378,809 | 378,814 | 382,666 | 380,658 | 384,171 | 382,545 | 383,583 | 377,627 | 374,617 | 372,978 | 360,802 | 370,155 | 351,679 | 351,878 | 340,000 |

Projected 2024   Annual Total   Average 2010-2019   Average 2018-2022   Births



# ALL-CAUSE MORTALITY DATA – CANADA

Stats Canada Data as of November 14th, 2024

Why do we no longer see data on 'By Vaccine Status' or 'Co-Morbidities'?

<https://dksdata.com/Articles/COVArticles/ReportTables.pdf>

Data up to November 14th, 2024

## Canada

| Week           | 2010           | 2011           | 2012           | 2013           | 2014           | 2015           | 2016           | 2017           | 2018           | 2019           | 2020           | 2021           | 2022           | 2023           | 2024           | Increase      |
|----------------|----------------|----------------|----------------|----------------|----------------|----------------|----------------|----------------|----------------|----------------|----------------|----------------|----------------|----------------|----------------|---------------|
| 01             |                | 5,190          | 5,000          | 6,045          | 5,430          | 6,235          | 5,225          | 6,180          | 6,630          | 6,080          | 6,220          | 6,775          | 6,530          | 7,090          | 7,385          | 1,165         |
| 02             | 4,955          | 5,460          | 4,995          | 5,925          | 5,675          | 6,255          | 5,250          | 6,235          | 6,660          | 5,950          | 6,210          | 6,815          | 7,160          | 7,025          | 7,405          | 1,195         |
| 03             | 4,895          | 5,145          | 5,180          | 5,830          | 5,320          | 6,190          | 5,470          | 6,290          | 6,555          | 6,000          | 6,135          | 6,785          | 7,810          | 6,840          | 7,305          | 1,170         |
| 04             | 4,780          | 5,215          | 5,105          | 5,520          | 5,245          | 6,045          | 5,330          | 6,060          | 6,440          | 5,945          | 6,165          | 6,770          | 8,035          | 6,570          | 7,110          | 945           |
| 05             | 4,630          | 5,135          | 4,865          | 5,475          | 5,165          | 5,685          | 5,415          | 5,855          | 6,225          | 5,845          | 5,845          | 6,685          | 7,760          | 6,505          | 6,960          | 1,115         |
| 06             | 4,695          | 5,035          | 4,960          | 5,180          | 5,155          | 5,745          | 5,230          | 6,025          | 6,035          | 5,810          | 5,900          | 6,495          | 7,445          | 6,680          | 6,665          | 765           |
| 07             | 4,695          | 5,050          | 4,825          | 5,305          | 5,190          | 5,655          | 5,240          | 5,865          | 6,010          | 5,865          | 5,735          | 6,125          | 7,120          | 6,425          | 6,495          | 760           |
| 08             | 4,795          | 5,080          | 4,875          | 5,050          | 5,150          | 5,535          | 5,430          | 5,715          | 6,040          | 5,795          | 5,680          | 6,085          | 6,735          | 6,280          | 6,705          | 1,025         |
| 09             | 4,705          | 5,055          | 4,925          | 5,060          | 5,105          | 5,535          | 5,495          | 5,555          | 5,795          | 5,735          | 5,775          | 5,980          | 6,440          | 6,520          | 6,570          | 795           |
| 10             | 4,745          | 4,950          | 4,865          | 4,930          | 5,025          | 5,555          | 5,585          | 5,605          | 5,920          | 5,745          | 5,770          | 5,995          | 6,340          | 6,360          | 6,575          | 805           |
| 11             | 4,720          | 5,130          | 4,840          | 4,905          | 5,115          | 5,415          | 5,445          | 5,630          | 5,675          | 5,660          | 5,680          | 5,800          | 6,140          | 6,375          | 6,430          | 750           |
| 12             | 4,700          | 5,005          | 4,925          | 5,035          | 5,065          | 5,330          | 5,360          | 5,565          | 5,620          | 5,625          | 5,880          | 5,635          | 6,040          | 6,270          | 6,455          | 575           |
| 13             | 4,775          | 4,770          | 4,745          | 4,885          | 5,140          | 5,255          | 5,480          | 5,490          | 5,705          | 5,570          | 5,930          | 5,760          | 5,910          | 6,295          | 6,655          | 725           |
| 14             | 4,770          | 4,995          | 4,750          | 4,915          | 4,940          | 5,260          | 5,325          | 5,400          | 5,595          | 5,550          | 6,305          | 5,685          | 5,875          | 6,150          | 6,430          | 125           |
| 15             | 4,510          | 4,815          | 4,825          | 4,930          | 5,060          | 5,055          | 5,280          | 5,260          | 5,565          | 5,560          | 6,590          | 5,875          | 6,250          | 6,200          | 6,400          | - 190         |
| 16             | 4,710          | 4,655          | 4,775          | 4,915          | 5,035          | 5,265          | 5,185          | 5,235          | 5,395          | 5,580          | 6,625          | 5,755          | 6,125          | 6,115          | 6,225          | - 400         |
| 17             | 4,735          | 4,715          | 4,725          | 4,760          | 4,930          | 5,120          | 5,155          | 5,250          | 5,480          | 5,430          | 6,940          | 5,775          | 6,105          | 6,240          | 6,230          | - 710         |
| 18             | 4,670          | 4,715          | 4,755          | 4,775          | 4,995          | 5,050          | 5,080          | 5,280          | 5,405          | 5,520          | 6,900          | 5,985          | 6,145          | 6,085          | 6,145          | - 755         |
| 19             | 4,425          | 4,680          | 4,590          | 4,960          | 4,930          | 5,070          | 5,200          | 5,215          | 5,305          | 5,425          | 6,440          | 5,915          | 6,290          | 6,075          | 6,330          | - 110         |
| 20             | 4,530          | 4,650          | 4,655          | 4,505          | 4,855          | 4,955          | 4,990          | 4,975          | 5,205          | 5,370          | 6,120          | 5,820          | 6,445          | 5,810          | 6,275          | 155           |
| 21             | 4,425          | 4,625          | 4,635          | 4,495          | 4,725          | 4,830          | 4,900          | 4,990          | 5,155          | 5,335          | 5,925          | 5,830          | 5,995          | 5,735          | 6,000          | 75            |
| 22             | 4,480          | 4,355          | 4,430          | 4,575          | 4,655          | 4,865          | 4,870          | 4,885          | 5,085          | 5,200          | 5,885          | 5,375          | 5,915          | 6,050          | 5,820          | - 65          |
| 23             | 4,385          | 4,500          | 4,420          | 4,570          | 4,645          | 4,625          | 4,845          | 5,055          | 5,090          | 5,185          | 5,550          | 5,670          | 5,880          | 5,640          | 6,035          | 485           |
| 24             | 4,415          | 4,505          | 4,420          | 4,415          | 4,670          | 4,685          | 4,680          | 4,910          | 5,080          | 5,240          | 5,200          | 5,355          | 5,855          | 5,915          | 5,765          | 565           |
| 25             | 4,325          | 4,525          | 4,420          | 4,510          | 4,620          | 4,625          | 4,680          | 4,795          | 5,110          | 5,015          | 5,305          | 5,425          | 5,770          | 5,905          | 5,890          | 585           |
| 26             | 4,245          | 4,315          | 4,360          | 4,365          | 4,670          | 4,660          | 4,830          | 4,965          | 5,060          | 5,045          | 5,295          | 5,340          | 5,595          | 5,850          | 5,675          | 380           |
| 27             | 4,220          | 4,245          | 4,480          | 4,610          | 4,650          | 4,610          | 4,805          | 4,915          | 5,215          | 5,160          | 5,155          | 6,165          | 5,810          | 5,750          | 5,645          | 490           |
| 28             | 4,685          | 4,390          | 4,450          | 4,490          | 4,530          | 4,625          | 4,730          | 4,840          | 5,105          | 5,165          | 5,395          | 5,425          | 5,810          | 5,690          | 5,460          | 65            |
| 29             | 4,390          | 4,370          | 4,405          | 4,740          | 4,505          | 4,575          | 4,660          | 4,865          | 4,820          | 5,075          | 5,275          | 5,415          | 6,080          | 5,670          | 5,225          | - 50          |
| 30             | 4,350          | 4,455          | 4,280          | 4,350          | 4,510          | 4,550          | 4,720          | 4,920          | 4,960          | 5,080          | 5,285          | 5,425          | 6,080          | 5,860          |                |               |
| 31             | 4,310          | 4,305          | 4,490          | 4,455          | 4,515          | 4,730          | 4,755          | 4,865          | 4,980          | 4,950          | 5,225          | 5,560          | 6,040          | 5,835          |                |               |
| 32             | 4,195          | 4,340          | 4,525          | 4,390          | 4,605          | 4,520          | 4,700          | 4,960          | 4,975          | 4,985          | 5,245          | 5,575          | 6,040          | 5,780          |                |               |
| 33             | 4,300          | 4,255          | 4,390          | 4,415          | 4,480          | 4,515          | 4,895          | 4,750          | 4,995          | 5,065          | 5,415          | 5,490          | 6,095          | 5,825          |                |               |
| 34             | 4,425          | 4,365          | 4,415          | 4,395          | 4,625          | 4,635          | 4,885          | 4,900          | 4,925          | 5,065          | 5,415          | 5,760          | 6,050          | 5,985          |                |               |
| 35             | 4,355          | 4,400          | 4,440          | 4,470          | 4,665          | 4,600          | 4,735          | 4,950          | 4,970          | 5,130          | 5,250          | 5,660          | 6,000          | 5,970          |                |               |
| 36             | 4,310          | 4,315          | 4,415          | 4,505          | 4,735          | 4,665          | 4,820          | 5,045          | 5,115          | 5,095          | 5,450          | 5,840          | 6,165          | 5,890          |                |               |
| 37             | 4,420          | 4,290          | 4,455          | 4,380          | 4,575          | 4,600          | 4,760          | 5,050          | 5,075          | 4,995          | 5,330          | 6,110          | 6,025          | 6,015          |                |               |
| 38             | 4,440          | 4,240          | 4,410          | 4,470          | 4,865          | 4,735          | 4,905          | 5,010          | 5,150          | 5,045          | 5,465          | 5,990          | 6,070          | 6,045          |                |               |
| 39             | 4,620          | 4,510          | 4,615          | 4,595          | 4,880          | 4,785          | 4,845          | 5,070          | 5,210          | 5,395          | 5,745          | 5,990          | 6,215          | 6,255          |                |               |
| 40             | 4,470          | 4,475          | 4,585          | 4,835          | 4,865          | 4,880          | 4,970          | 5,160          | 5,290          | 5,455          | 5,705          | 6,065          | 6,455          | 6,615          |                |               |
| 41             | 4,780          | 4,580          | 4,630          | 4,680          | 4,800          | 5,025          | 5,130          | 5,190          | 5,340          | 5,320          | 5,780          | 6,025          | 6,550          | 6,540          |                |               |
| 42             | 4,755          | 4,540          | 4,820          | 4,670          | 5,080          | 5,080          | 5,195          | 5,180          | 5,425          | 5,640          | 5,725          | 6,200          | 6,475          | 6,555          |                |               |
| 43             | 4,715          | 4,670          | 4,710          | 4,665          | 4,930          | 5,045          | 5,200          | 5,185          | 5,460          | 5,535          | 5,750          | 6,215          | 6,630          | 6,260          |                |               |
| 44             | 4,695          | 4,550          | 4,705          | 4,835          | 4,855          | 5,025          | 5,235          | 5,445          | 5,540          | 5,525          | 5,900          | 6,080          | 6,720          | 6,780          |                |               |
| 45             | 4,750          | 4,675          | 4,810          | 4,875          | 5,055          | 4,955          | 5,315          | 5,430          | 5,465          | 5,615          | 6,260          | 6,280          | 6,800          | 6,860          |                |               |
| 46             | 4,610          | 4,575          | 4,770          | 4,875          | 5,045          | 5,040          | 5,115          | 5,430          | 5,485          | 5,660          | 6,145          | 6,395          | 6,650          | 6,795          |                |               |
| 47             | 4,675          | 4,665          | 4,685          | 4,795          | 5,155          | 5,050          | 5,075          | 5,455          | 5,455          | 5,600          | 6,140          | 6,185          | 6,820          | 6,655          |                |               |
| 48             | 4,715          | 4,705          | 4,860          | 4,900          | 5,310          | 4,970          | 5,295          | 5,465          | 5,535          | 5,665          | 6,305          | 6,265          | 7,010          | 7,075          |                |               |
| 49             | 4,865          | 4,705          | 4,975          | 4,975          | 5,280          | 5,175          | 5,325          | 5,450          | 5,625          | 5,740          | 6,500          | 6,370          | 7,180          | 7,030          |                |               |
| 50             | 4,705          | 4,660          | 4,980          | 4,965          | 5,285          | 5,270          | 5,165          | 5,665          | 5,525          | 5,720          | 6,565          | 6,240          | 7,165          | 7,085          |                |               |
| 51             | 4,835          | 4,780          | 5,450          | 5,225          | 5,560          | 5,035          | 5,505          | 5,900          | 5,680          | 5,650          | 6,445          | 6,440          | 6,995          | 7,090          |                |               |
| 52             | 5,140          | 4,820          | 5,625          | 5,365          | 5,865          | 5,035          | 5,765          | 6,015          | 5,705          | 5,905          | 6,655          | 6,550          | 7,115          | 7,185          |                |               |
| 53             |                | 4,945          |                |                |                |                | 5,825          |                |                |                |                |                | 7,360          |                |                |               |
| <b>Total</b>   | <b>234,445</b> | <b>248,095</b> | <b>245,240</b> | <b>251,760</b> | <b>257,735</b> | <b>264,230</b> | <b>271,305</b> | <b>277,395</b> | <b>284,865</b> | <b>284,315</b> | <b>305,530</b> | <b>311,225</b> | <b>342,115</b> | <b>328,100</b> | <b>184,265</b> | <b>12,435</b> |
| First 29 Weeks | 129,010        | 139,275        | 137,200        | 143,675        | 144,195        | 152,310        | 149,170        | 156,905        | 162,980        | 160,480        | 171,830        | 172,515        | 185,410        | 180,115        | 184,265        | 12,435        |



Statistics Canada

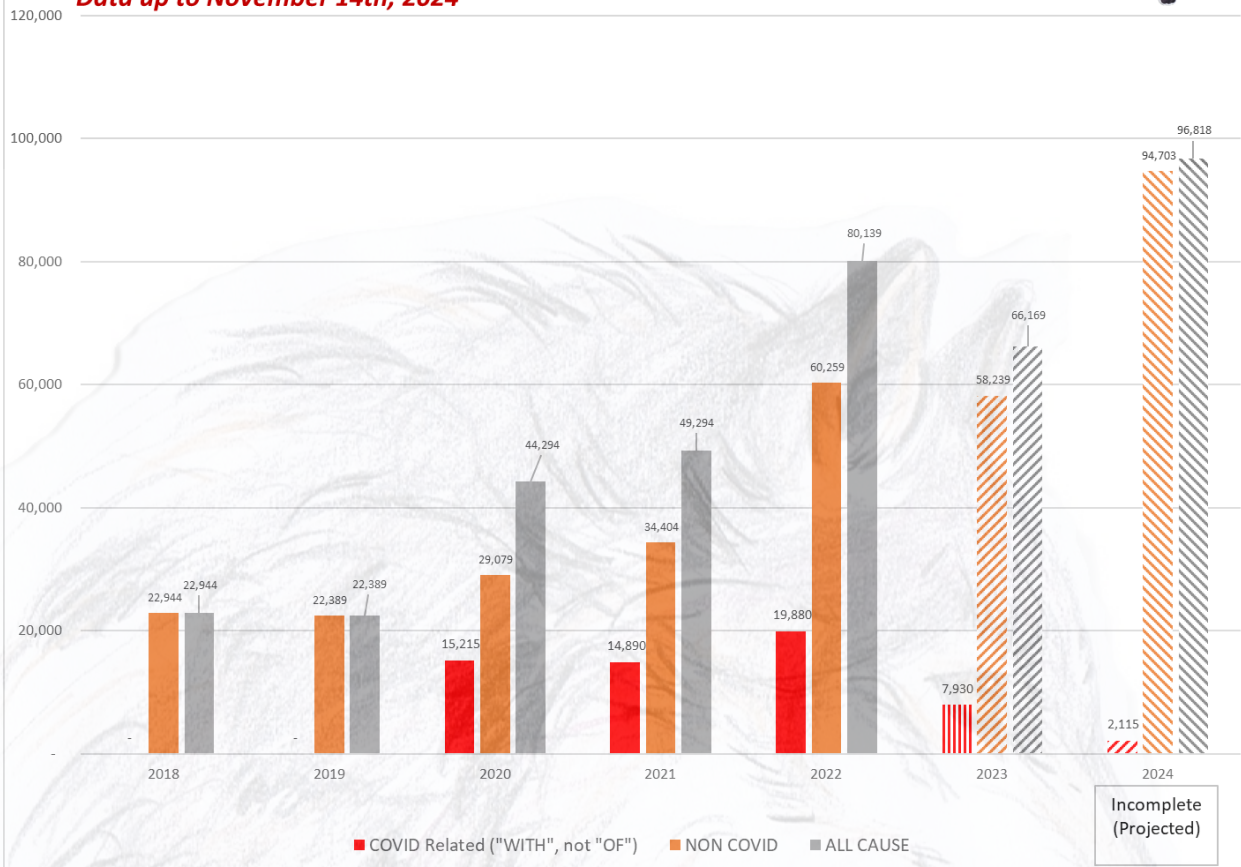
Statistique Canada

### Canada Excess Deaths (Over 10 Year Average (2010-2019))

<https://www150.statcan.gc.ca/n1/daily-quotidien/221208/dq221208f-cansim-eng.htm>



**Data up to November 14th, 2024**



Statistics Canada

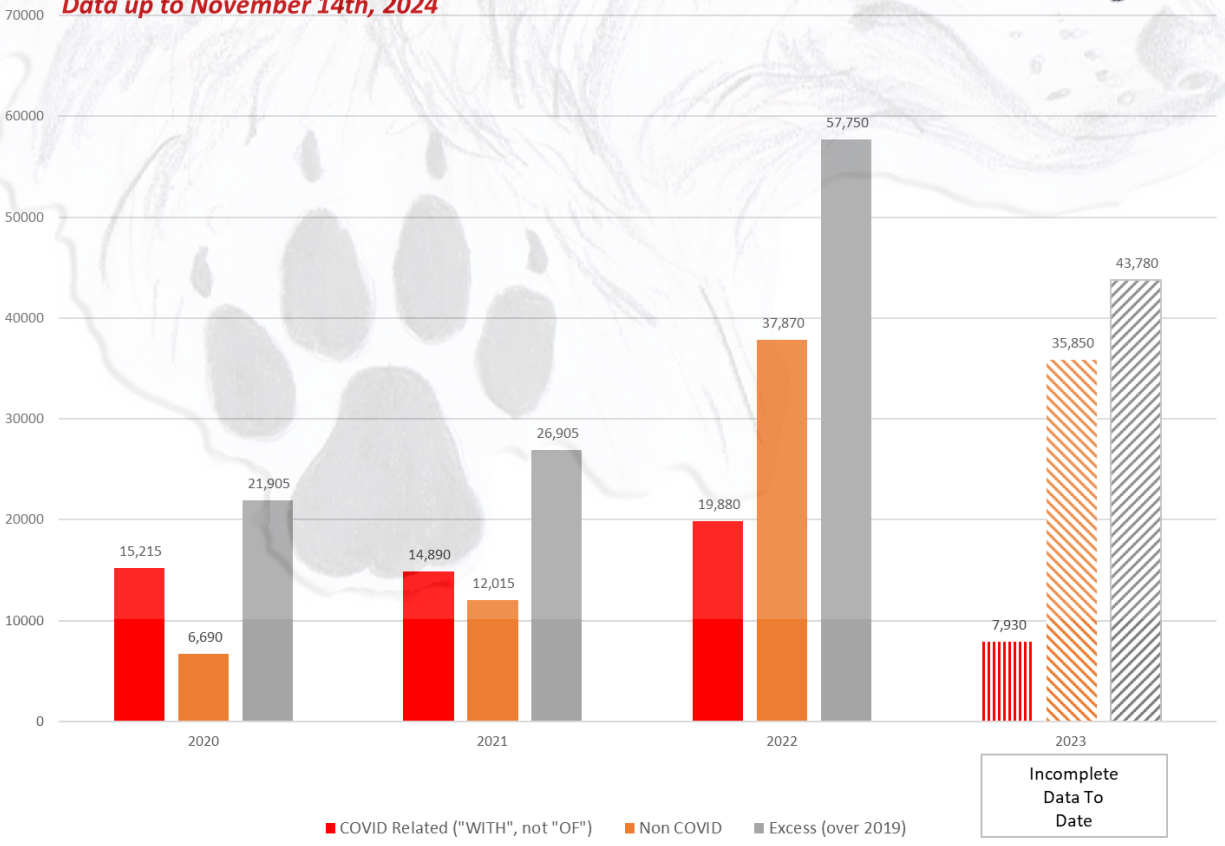
Statistique Canada

### Canada Excess Deaths (Over 2019 baseline)

<https://www150.statcan.gc.ca/n1/daily-quotidien/221208/dq221208f-cansim-eng.htm>



**Data up to November 14th, 2024**







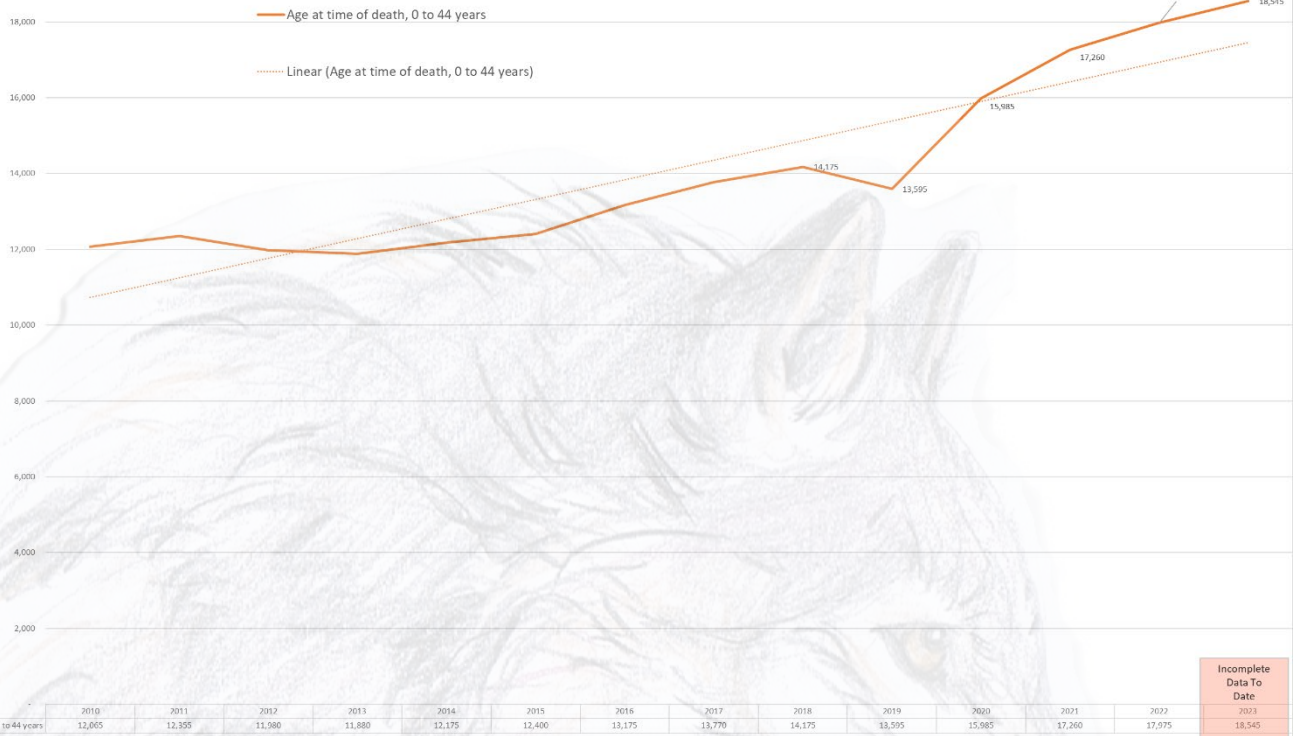
Statistics Canada

Statistique Canada

# Canada All Cause Mortality

<https://www150.statcan.gc.ca/n1/daily-quotidien/221208/dq221208f-cansim-eng.htm>

Data up to November 14th, 2024



Incomplete Data To Date  
2023  
18,545



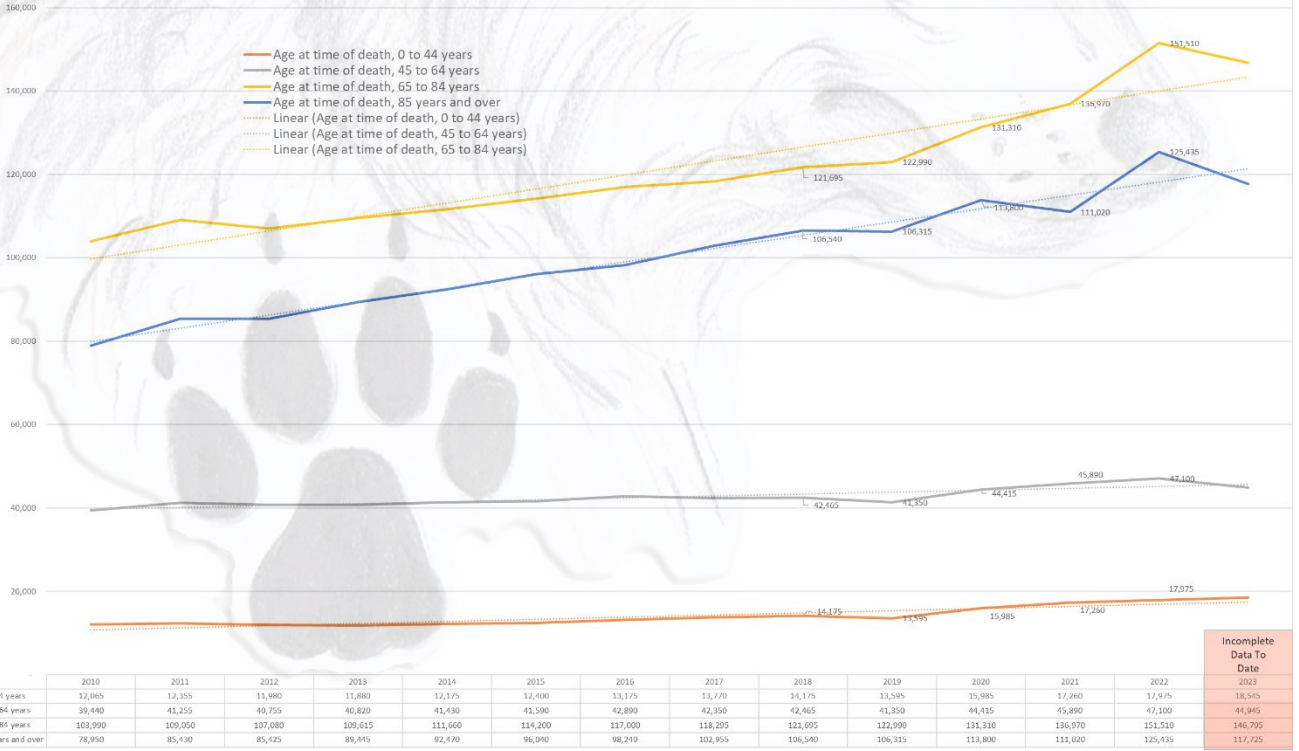
Statistics Canada

Statistique Canada

# Canada All Cause Mortality

<https://www150.statcan.gc.ca/n1/daily-quotidien/221208/dq221208f-cansim-eng.htm>

Data up to November 14th, 2024



Incomplete Data To Date  
2023  
18,545  
46,985  
146,795  
117,725

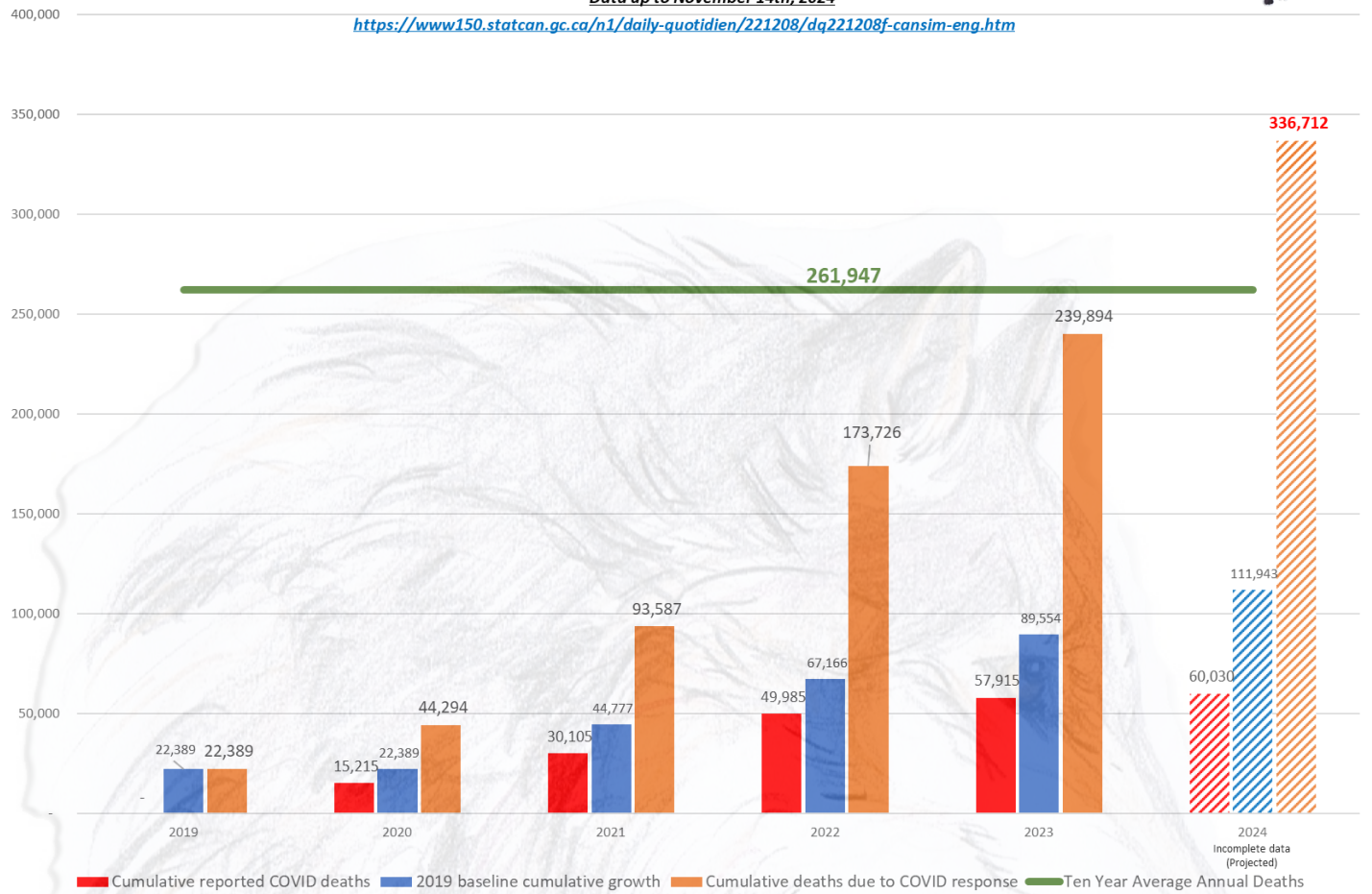


Canada Cumulative Excess Deaths (Over 10 Year Annual Average (2010-2019))

Expected (based on 2019 baseline) vs. Actual.

Data up to November 14th, 2024

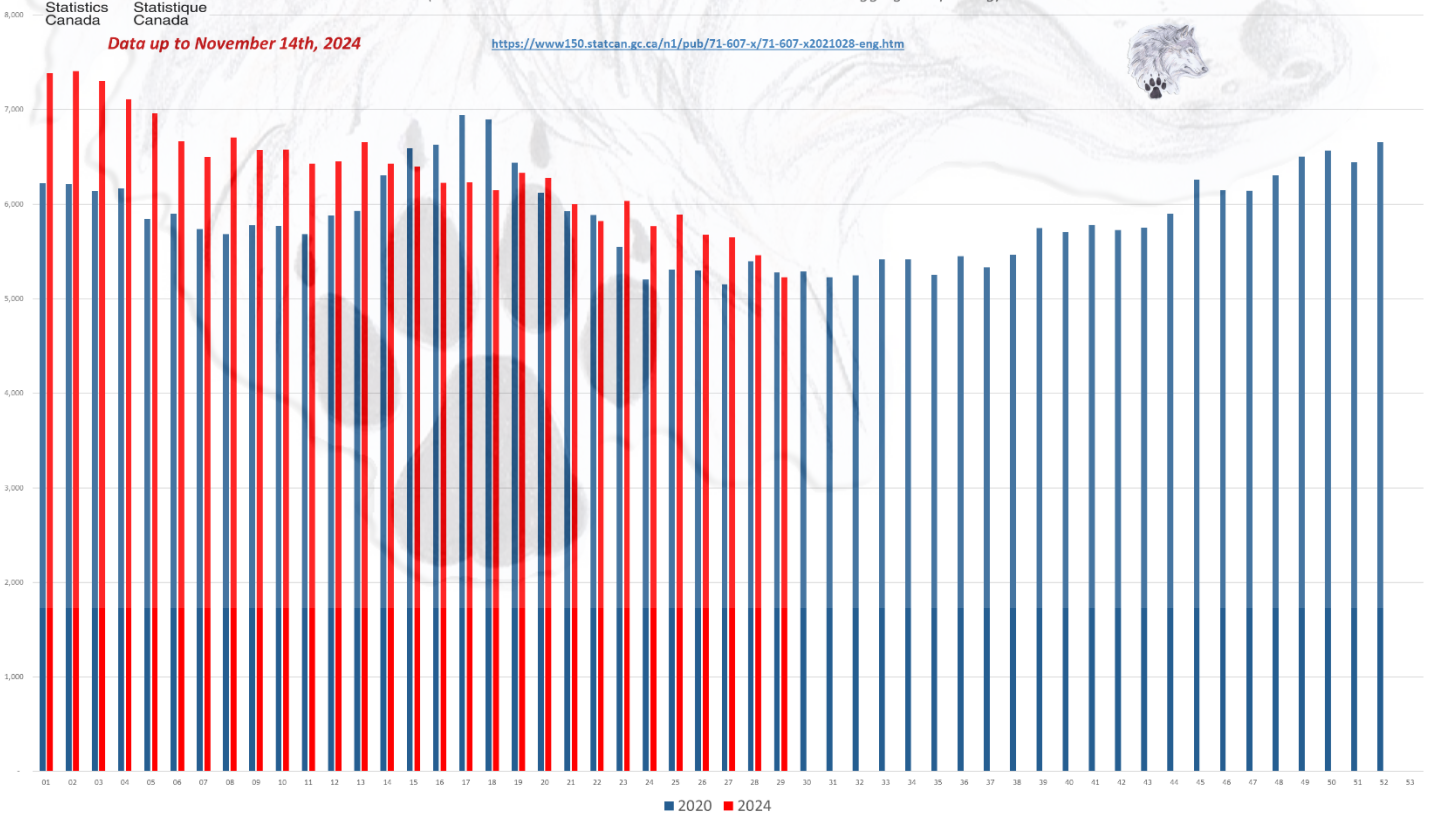
<https://www150.statcan.gc.ca/n1/daily-quotidien/221208/dq221208f-cansim-eng.htm>



Weekly All Cause Deaths reported in Canada - 2020 vs. 2024 by Week (note that 2024 numbers will increase over time due to lagging in reporting)

Data up to November 14th, 2024

<https://www150.statcan.gc.ca/n1/pub/71-607-x/71-607-x2021028-eng.htm>





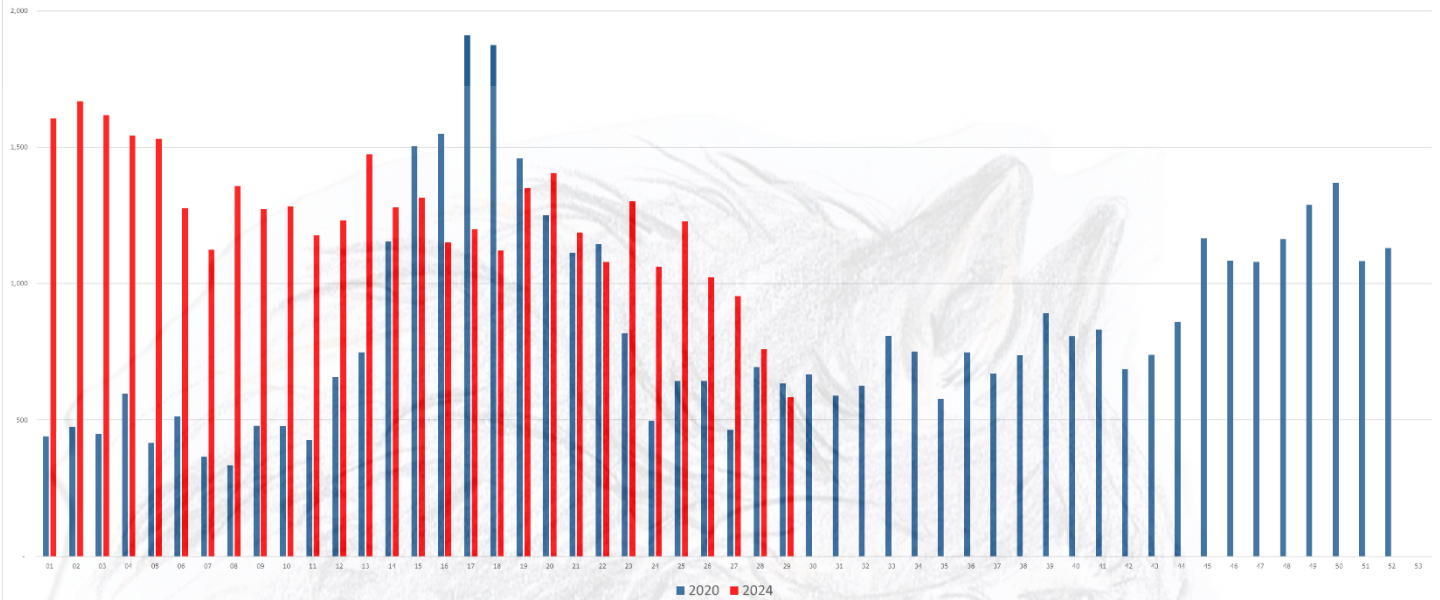


Statistique Canada

Data up to November 14th, 2024

Weekly Excess Deaths (over 10 year average) reported in Canada - 2020 vs. 2024 by Week  
(note that 2024 numbers will increase over time due to lagging in reporting)

<https://www150.statcan.gc.ca/n1/pub/71-607-x/71-607-x2021028-eng.htm>

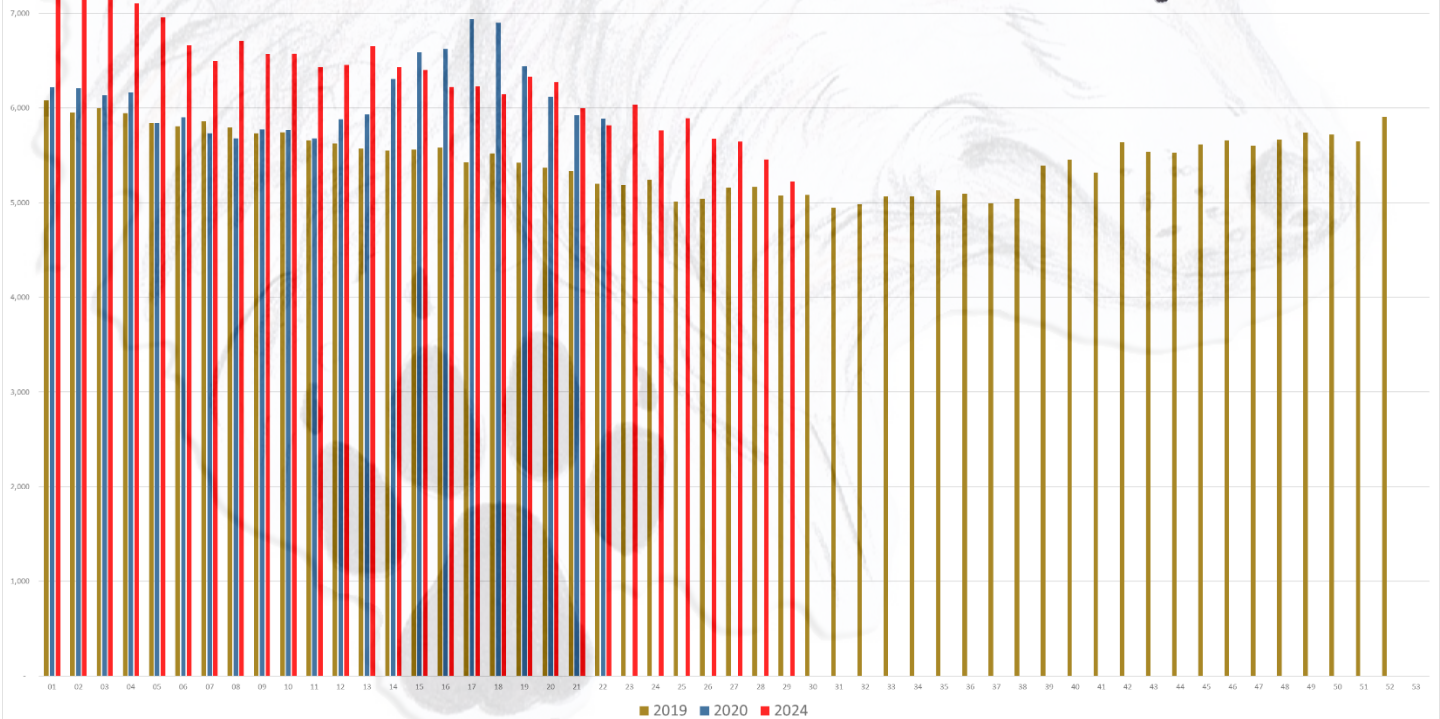


Statistique Canada

Data up to November 14th, 2024

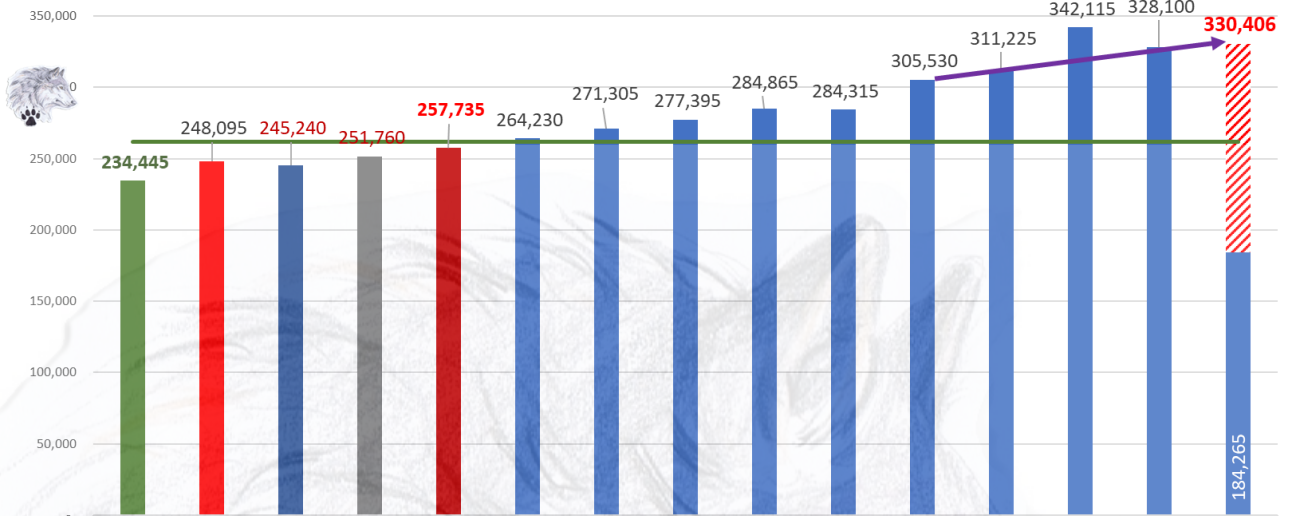
Weekly All Cause Deaths reported in Canada - 2019/2020 vs. 2024 by Week  
(note that 2024 numbers will increase over time due to lagging in reporting)

<https://www150.statcan.gc.ca/n1/pub/71-607-x/71-607-x2021028-eng.htm>



### Canada Deaths Year on Year

Data up to November 14th, 2024



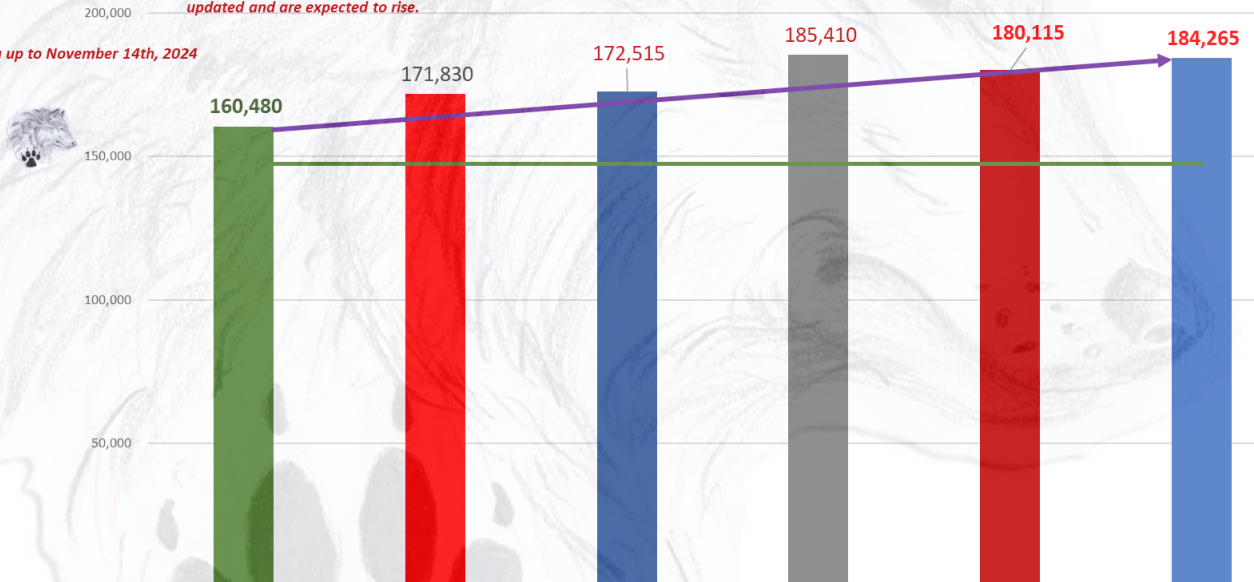
|                            | 2010    | 2011    | 2012    | 2013    | 2014    | 2015    | 2016    | 2017    | 2018    | 2019    | 2020    | 2021    | 2022    | 2023    | 2024    |
|----------------------------|---------|---------|---------|---------|---------|---------|---------|---------|---------|---------|---------|---------|---------|---------|---------|
| Projected                  |         |         |         |         |         |         |         |         |         |         |         |         |         |         | 330,406 |
| Canada Deaths Year on Year | 234,445 | 248,095 | 245,240 | 251,760 | 257,735 | 264,230 | 271,305 | 277,395 | 284,865 | 284,315 | 305,530 | 311,225 | 342,115 | 328,100 | 184,265 |
| Average                    | 261,939 | 261,939 | 261,939 | 261,939 | 261,939 | 261,939 | 261,939 | 261,939 | 261,939 | 261,939 | 261,939 | 261,939 | 261,939 | 261,939 | 261,939 |

### Canada Deaths Year on Year - Week 29

Data for 2022 and 2023 are still being updated and are expected to rise.



Data up to November 14th, 2024



|                                      | 2019    | 2020    | 2021    | 2022    | 2023    | 2024    |
|--------------------------------------|---------|---------|---------|---------|---------|---------|
| Canada Deaths Year on Year - Week 29 | 160,480 | 171,830 | 172,515 | 185,410 | 180,115 | 184,265 |
| Average                              | 147,520 | 147,520 | 147,520 | 147,520 | 147,520 | 147,520 |



## Canada All Cause Deaths Reported up to January 2024

<https://www150.statcan.gc.ca/t1/tbl1/en/tv.action?pid=1310076801>

| Year | Location                                       | Age at time of death, 0 to 44 years | Age at time of death, 45 to 64 years | Age at time of death, 65 to 84 years | Age at time of death, 85 years and over | Age at time of death, all ages |
|------|--|-------------------------------------|--------------------------------------|--------------------------------------|---|--------------------------------|
| 2021 | Alberta, place of occurrence                   | 3,040                               | 5,655                                | 12,750                               | 9,840                                   | 31,315                         |
| 2021 | British Columbia, place of occurrence          | 2,865                               | 6,870                                | 19,160                               | 15,720                                  | 44,595                         |
| 2021 | Manitoba, place of occurrence                  | 895                                 | 1,895                                | 4,905                                | 3,845                                   | 11,545                         |
| 2021 | New Brunswick, place of occurrence             | 275                                 | 1,180                                | 3,910                                | 2,675                                   | 8,015                          |
| 2021 | Newfoundland and Labrador, place of occurrence | 185                                 | 935                                  | 3,065                                | 1,655                                   | 5,890                          |
| 2021 | Northwest Territories, place of occurrence     |                                     |                                      |                                      |   | 255                            |
| 2021 | Nova Scotia, place of occurrence               | 385                                 | 1,465                                | 5,020                                | 3,350                                   | 10,210                         |
| 2021 | Nunavut, place of occurrence                   |                                     |                                      |                                      |   | 145                            |
| 2021 | Ontario, place of occurrence                   | 6,340                               | 17,425                               | 50,455                               | 43,305                                  | 117,515                        |
| 2021 | Prince Edward Island, place of occurrence      | 60                                  | 175                                  | 710                                  | 515                                     | 1,455                          |
| 2021 | Quebec, place of occurrence                    | 2,265                               | 8,430                                | 32,470                               | 26,120                                  | 69,275                         |
| 2021 | Saskatchewan, place of occurrence              | 960                                 | 1,785                                | 4,375                                | 3,890                                   | 10,995                         |
| 2021 | Yukon, place of occurrence                     |                                     |                                      |                                      |   |                                |
| 2021 | <b>Canada, place of occurrence</b>             | <b>17,290</b>                       | <b>45,930</b>                        | <b>136,915</b>                       | <b>111,030</b>                          | <b>311,245</b>                 |
|      |  |                                     |                                      |                                      |   | <b>311,210</b>                 |

## Canada All Cause Deaths Reported up to November 14th, 2024

| Year | Location                                       | Age at time of death, 0 to 44 years | Age at time of death, 45 to 64 years | Age at time of death, 65 to 84 years | Age at time of death, 85 years and over | Age at time of death, all ages |
|------|--|-------------------------------------|--------------------------------------|--------------------------------------|---|--------------------------------|
| 2021 | Alberta, place of occurrence                   | 3,015                               | 5,650                                | 12,765                               | 9,850                                   | 31,275                         |
| 2021 | British Columbia, place of occurrence          | 2,830                               | 6,870                                | 19,165                               | 15,760                                  | 44,605                         |
| 2021 | Manitoba, place of occurrence                  | 900                                 | 1,890                                | 4,900                                | 3,845                                   | 11,535                         |
| 2021 | New Brunswick, place of occurrence             | 260                                 | 1,175                                | 3,915                                | 2,660                                   | 8,025                          |
| 2021 | Newfoundland and Labrador, place of occurrence | 205                                 | 950                                  | 3,075                                | 1,660                                   | 5,890                          |
| 2021 | Northwest Territories, place of occurrence     |                                     |                                      |                                      |   | 260                            |
| 2021 | Nova Scotia, place of occurrence               | 390                                 | 1,460                                | 5,015                                | 3,330                                   | 10,205                         |
| 2021 | Nunavut, place of occurrence                   |                                     |                                      |                                      |   | 130                            |
| 2021 | Ontario, place of occurrence                   | 6,350                               | 17,390                               | 50,485                               | 43,320                                  | 117,500                        |
| 2021 | Prince Edward Island, place of occurrence      | 40                                  | 190                                  | 705                                  | 515                                     | 1,420                          |
| 2021 | Quebec, place of occurrence                    | 2,235                               | 8,445                                | 32,460                               | 26,105                                  | 69,265                         |
| 2021 | Saskatchewan, place of occurrence              | 950                                 | 1,800                                | 4,370                                | 3,905                                   | 11,015                         |
| 2021 | Yukon, place of occurrence                     |                                     |                                      |                                      |   |                                |
| 2021 | <b>Canada, place of occurrence</b>             | <b>17,260</b>                       | <b>45,890</b>                        | <b>136,970</b>                       | <b>111,020</b>                          | <b>311,225</b>                 |
|      |  |                                     |                                      |                                      |   | <b>311,125</b>                 |

## Canada All Cause Deaths Changes for 2021 data between January 2024 and November 2024 updates

| Year | Location  | Age at time of death, 0 to 44 years | Age at time of death, 45 to 64 years | Age at time of death, 65 to 84 years | Age at time of death, 85 years and over | Age at time of death, all ages |
|------|---|-------------------------------------|--------------------------------------|--------------------------------------|---|--------------------------------|
| 2021 | Alberta, place of occurrence                          | - 25                                | 5                                    | 15                                   | 10                                      | - 40                           |
| 2021 | British Columbia, place of occurrence                 | - 35                                | -                                    | 5                                    | 40                                      | 10                             |
| 2021 | Manitoba, place of occurrence                         | 5                                   | 5                                    | 5                                    | -                                       | - 10                           |
| 2021 | New Brunswick, place of occurrence                    | - 15                                | 5                                    | 5                                    | 15                                      | 10                             |
| 2021 | Newfoundland and Labrador, place of occurrence        | 20                                  | 15                                   | 10                                   | 5                                       | -                              |
| 2021 | Northwest Territories, place of occurrence            | -                                   | -                                    | -                                    | -                                       | 5                              |
| 2021 | Nova Scotia, place of occurrence                      | 5                                   | 5                                    | 5                                    | 20                                      | - 5                            |
| 2021 | Nunavut, place of occurrence                          | -                                   | -                                    | -                                    | -                                       | 15                             |
| 2021 | Ontario, place of occurrence                          | 10                                  | 35                                   | 30                                   | 15                                      | - 15                           |
| 2021 | Prince Edward Island, place of occurrence             | - 20                                | 15                                   | 5                                    | -                                       | - 35                           |
| 2021 | Quebec, place of occurrence                           | - 30                                | 15                                   | 10                                   | 15                                      | - 10                           |
| 2021 | Saskatchewan, place of occurrence                     | - 10                                | 15                                   | 5                                    | 15                                      | 20                             |
| 2021 | Yukon, place of occurrence                            | -                                   | -                                    | -                                    | -                                       | -                              |
| 2021 | <b>Canada, place of occurrence</b>                    | - 30                                | 40                                   | 55                                   | 10                                      | - 20                           |
| 2021 | <b>Total Change All Provinces</b>                     | - 95                                | 5                                    | 35                                   | 35                                      | - 85                           |
|      | <b>Discrepancy between Provinces and Canada Total</b> | - 65                                | 45                                   | 20                                   | 45                                      | - 65                           |

# 2022

## Canada All Cause Deaths Reported up to January 2024

<https://www150.statcan.gc.ca/t1/tbl1/en/tv.action?pid=1310076801>

| Year | Location                                       | Age at time of death, 0 to 44 years | Age at time of death, 45 to 64 years | Age at time of death, 65 to 84 years | Age at time of death, 85 years and over | Age at time of death, all ages |
|------|--|-------------------------------------|--------------------------------------|--------------------------------------|---|--------------------------------|
| 2022 | Alberta, place of occurrence                   | 3,055                               | 5,580                                | 13,855                               | 10,765                                  | 33,245                         |
| 2022 | British Columbia, place of occurrence          | 2,975                               | 6,635                                | 20,045                               | 17,105                                  | 46,775                         |
| 2022 | Manitoba, place of occurrence                  | 380                                 | 765                                  | 2,265                                | 1,855                                   | 5,285                          |
| 2022 | New Brunswick, place of occurrence             | 325                                 | 1,305                                | 4,665                                | 3,150                                   | 9,435                          |
| 2022 | Newfoundland and Labrador, place of occurrence | 190                                 | 975                                  | 3,560                                | 1,795                                   | 6,535                          |
| 2022 | Northwest Territories, place of occurrence     | -                                   | -                                    | -                                    | -                                       | 320                            |
| 2022 | Nova Scotia, place of occurrence               | 425                                 | 1,620                                | 5,760                                | 3,890                                   | 11,695                         |
| 2022 | Nunavut, place of occurrence                   | -                                   | -                                    | -                                    | -                                       | 150                            |
| 2022 | Ontario, place of occurrence                   | 5,960                               | 16,695                               | 51,400                               | 45,115                                  | 119,235                        |
| 2022 | Prince Edward Island, place of occurrence      | 30                                  | 200                                  | 825                                  | 615                                     | 1,685                          |
| 2022 | Quebec, place of occurrence                    | 1,760                               | 9,005                                | 37,155                               | 30,570                                  | 79,105                         |
| 2022 | Saskatchewan, place of occurrence              | 915                                 | 1,740                                | 4,675                                | 4,275                                   | 11,695                         |
| 2022 | Yukon, place of occurrence                     | -                                   | -                                    | -                                    | -                                       | -                              |
| 2022 | <b>Canada, place of occurrence</b>             | <b>17,810</b>                       | <b>46,575</b>                        | <b>149,700</b>                       | <b>123,470</b>                          | <b>337,690</b>                 |
|      |  |                                     |                                      |                                      |   | <b>325,160</b>                 |

## Canada All Cause Deaths Reported up to November 14th, 2024

| Year | Location                                       | Age at time of death, 0 to 44 years | Age at time of death, 45 to 64 years | Age at time of death, 65 to 84 years | Age at time of death, 85 years and over | Age at time of death, all ages |
|------|--|-------------------------------------|--------------------------------------|--------------------------------------|---|--------------------------------|
| 2022 | Alberta, place of occurrence                   | 3,075                               | 5,590                                | 13,855                               | 10,740                                  | 33,265                         |
| 2022 | British Columbia, place of occurrence          | 2,990                               | 6,640                                | 20,025                               | 17,100                                  | 46,790                         |
| 2022 | Manitoba, place of occurrence                  | 1,135                               | 1,995                                | 5,705                                | 4,530                                   | 13,420                         |
| 2022 | New Brunswick, place of occurrence             | 340                                 | 1,280                                | 4,640                                | 3,145                                   | 9,425                          |
| 2022 | Newfoundland and Labrador, place of occurrence | 205                                 | 1,000                                | 3,545                                | 1,785                                   | 6,505                          |
| 2022 | Northwest Territories, place of occurrence     | -                                   | -                                    | -                                    | -                                       | 300                            |
| 2022 | Nova Scotia, place of occurrence               | 400                                 | 1,585                                | 5,715                                | 3,845                                   | 11,575                         |
| 2022 | Nunavut, place of occurrence                   | -                                   | -                                    | -                                    | -                                       | 130                            |
| 2022 | Ontario, place of occurrence                   | 6,335                               | 17,905                               | 55,145                               | 48,720                                  | 128,110                        |
| 2022 | Prince Edward Island, place of occurrence      | 20                                  | 190                                  | 780                                  | 625                                     | 1,610                          |
| 2022 | Quebec, place of occurrence                    | 2,435                               | 9,060                                | 37,240                               | 30,620                                  | 79,400                         |
| 2022 | Saskatchewan, place of occurrence              | 910                                 | 1,795                                | 4,715                                | 4,280                                   | 11,650                         |
| 2022 | Yukon, place of occurrence                     | -                                   | -                                    | -                                    | -                                       | -                              |
| 2022 | <b>Canada, place of occurrence</b>             | <b>17,975</b>                       | <b>47,100</b>                        | <b>151,510</b>                       | <b>125,435</b>                          | <b>342,115</b>                 |
|      |  |                                     |                                      |                                      |   | <b>342,180</b>                 |

## Canada All Cause Deaths Changes for 2022 data between January 2024 and November 2024 updates

| Year | Location  | Age at time of death, 0 to 44 years | Age at time of death, 45 to 64 years | Age at time of death, 65 to 84 years | Age at time of death, 85 years and over | Age at time of death, all ages |
|------|---|-------------------------------------|--------------------------------------|--------------------------------------|---|--------------------------------|
| 2022 | Alberta, place of occurrence                          | 20                                  | 10                                   | -                                    | 25                                      | 20                             |
| 2022 | British Columbia, place of occurrence                 | 15                                  | 5                                    | 20                                   | 5                                       | 15                             |
| 2022 | Manitoba, place of occurrence                         | 755                                 | 1,230                                | 3,440                                | 2,675                                   | 8,135                          |
| 2022 | New Brunswick, place of occurrence                    | 15                                  | 25                                   | 25                                   | 5                                       | 10                             |
| 2022 | Newfoundland and Labrador, place of occurrence        | 15                                  | 25                                   | 15                                   | 10                                      | 30                             |
| 2022 | Northwest Territories, place of occurrence            | -                                   | -                                    | -                                    | -                                       | 20                             |
| 2022 | Nova Scotia, place of occurrence                      | 25                                  | 35                                   | 45                                   | 45                                      | 120                            |
| 2022 | Nunavut, place of occurrence                          | -                                   | -                                    | -                                    | -                                       | 20                             |
| 2022 | Ontario, place of occurrence                          | 375                                 | 1,210                                | 3,745                                | 3,605                                   | 8,875                          |
| 2022 | Prince Edward Island, place of occurrence             | 10                                  | 10                                   | 45                                   | 10                                      | 75                             |
| 2022 | Quebec, place of occurrence                           | 675                                 | 55                                   | 85                                   | 50                                      | 295                            |
| 2022 | Saskatchewan, place of occurrence                     | 5                                   | 55                                   | 40                                   | 5                                       | 45                             |
| 2022 | Yukon, place of occurrence                            | -                                   | -                                    | -                                    | -                                       | -                              |
| 2022 | <b>Canada, place of occurrence</b>                    | <b>165</b>                          | <b>525</b>                           | <b>1,810</b>                         | <b>1,965</b>                            | <b>4,425</b>                   |
| 2022 | <b>Total Change All Provinces</b>                     | <b>1,830</b>                        | <b>2,520</b>                         | <b>7,160</b>                         | <b>6,255</b>                            | <b>17,020</b>                  |
|      | <b>Discrepancy between Provinces and Canada Total</b> | <b>1,665</b>                        | <b>1,995</b>                         | <b>5,350</b>                         | <b>4,290</b>                            | <b>12,595</b>                  |



# 2023

## Canada All Cause Deaths Reported up to January 2024

<https://www150.statcan.gc.ca/t1/tbl1/en/tv.action?pid=1310076801>

| Year | Location                                       | Age at time of death, 0 to 44 years | Age at time of death, 45 to 64 years | Age at time of death, 65 to 84 years | Age at time of death, 85 years and over | Age at time of death, all ages |
|------|--|-------------------------------------|--------------------------------------|--------------------------------------|---|--------------------------------|
| 2023 | Alberta, place of occurrence                   | 2,685                               | 4,435                                | 11,020                               | 8,040                                   | 26,185                         |
| 2023 | British Columbia, place of occurrence          | 2,425                               | 5,215                                | 15,850                               | 13,190                                  | 36,715                         |
| 2023 | Manitoba, place of occurrence                  |                                     |                                      |                                      |   |                                |
| 2023 | New Brunswick, place of occurrence             | 155                                 | 610                                  | 2,290                                | 1,505                                   | 4,615                          |
| 2023 | Newfoundland and Labrador, place of occurrence | 180                                 | 720                                  | 2,555                                | 1,345                                   | 4,795                          |
| 2023 | Northwest Territories, place of occurrence     |                                     |                                      |                                      |   | 160                            |
| 2023 | Nova Scotia, place of occurrence               | 185                                 | 715                                  | 2,905                                | 1,725                                   | 5,500                          |
| 2023 | Nunavut, place of occurrence                   |                                     |                                      |                                      |   | 120                            |
| 2023 | Ontario, place of occurrence                   | 3,320                               | 8,795                                | 27,600                               | 23,675                                  | 63,380                         |
| 2023 | Prince Edward Island, place of occurrence      | 35                                  | 160                                  | 625                                  | 425                                     | 1,275                          |
| 2023 | Quebec, place of occurrence                    | 750                                 | 6,740                                | 29,525                               | 23,755                                  | 62,015                         |
| 2023 | Saskatchewan, place of occurrence              | 695                                 | 1,150                                | 3,320                                | 2,870                                   | 8,130                          |
| 2023 | Yukon, place of occurrence                     |                                     |                                      |                                      |   |                                |
| 2023 | <b>Canada, place of occurrence</b>             | <b>12,375</b>                       | <b>30,230</b>                        | <b>98,930</b>                        | <b>79,100</b>                           | <b>222,390</b>                 |
|      |  |                                     |                                      |                                      |   | <b>212,890</b>                 |

## Canada All Cause Deaths Reported up to November 14th, 2024

| Year | Location                                       | Age at time of death, 0 to 44 years | Age at time of death, 45 to 64 years | Age at time of death, 65 to 84 years | Age at time of death, 85 years and over | Age at time of death, all ages |
|------|--|-------------------------------------|--------------------------------------|--------------------------------------|---|--------------------------------|
| 2023 | Alberta, place of occurrence                   | 3,300                               | 5,420                                | 13,600                               | 9,885                                   | 32,175                         |
| 2023 | British Columbia, place of occurrence          | 3,005                               | 6,415                                | 19,390                               | 16,110                                  | 44,885                         |
| 2023 | Manitoba, place of occurrence                  | 1,135                               | 1,950                                | 5,340                                | 4,150                                   | 12,555                         |
| 2023 | New Brunswick, place of occurrence             | 360                                 | 1,240                                | 4,315                                | 2,785                                   | 8,700                          |
| 2023 | Newfoundland and Labrador, place of occurrence | 230                                 | 955                                  | 3,290                                | 1,705                                   | 6,150                          |
| 2023 | Northwest Territories, place of occurrence     |                                     |                                      |                                      |   | 225                            |
| 2023 | Nova Scotia, place of occurrence               | 360                                 | 1,365                                | 5,410                                | 3,175                                   | 10,365                         |
| 2023 | Nunavut, place of occurrence                   |                                     |                                      |                                      |   | 180                            |
| 2023 | Ontario, place of occurrence                   | 6,345                               | 16,835                               | 52,965                               | 45,520                                  | 121,735                        |
| 2023 | Prince Edward Island, place of occurrence      | 65                                  | 205                                  | 790                                  | 490                                     | 1,575                          |
| 2023 | Quebec, place of occurrence                    | 2,445                               | 8,570                                | 36,565                               | 29,595                                  | 77,145                         |
| 2023 | Saskatchewan, place of occurrence              | 950                                 | 1,605                                | 4,445                                | 3,865                                   | 10,955                         |
| 2023 | Yukon, place of occurrence                     |                                     |                                      |                                      |   |                                |
| 2023 | <b>Canada, place of occurrence</b>             | <b>18,545</b>                       | <b>44,945</b>                        | <b>146,795</b>                       | <b>117,725</b>                          | <b>328,100</b>                 |
|      |  |                                     |                                      |                                      |   | <b>326,645</b>                 |

## Canada All Cause Deaths Changes for 2023 data between January 2024 and November 2024 updates

| Year | Location  | Age at time of death, 0 to 44 years | Age at time of death, 45 to 64 years | Age at time of death, 65 to 84 years | Age at time of death, 85 years and over | Age at time of death, all ages |
|------|---|-------------------------------------|--------------------------------------|--------------------------------------|---|--------------------------------|
| 2023 | Alberta, place of occurrence                          | 615                                 | 985                                  | 2,580                                | 1,845                                   | 5,990                          |
| 2023 | British Columbia, place of occurrence                 | 580                                 | 1,200                                | 3,540                                | 2,920                                   | 8,170                          |
| 2023 | Manitoba, place of occurrence                         | 1,135                               | 1,950                                | 5,340                                | 4,150                                   | 12,555                         |
| 2023 | New Brunswick, place of occurrence                    | 205                                 | 630                                  | 2,025                                | 1,280                                   | 4,085                          |
| 2023 | Newfoundland and Labrador, place of occurrence        | 50                                  | 235                                  | 735                                  | 360                                     | 1,355                          |
| 2023 | Northwest Territories, place of occurrence            | -                                   | -                                    | -                                    | -                                       | 65                             |
| 2023 | Nova Scotia, place of occurrence                      | 175                                 | 650                                  | 2,505                                | 1,450                                   | 4,865                          |
| 2023 | Nunavut, place of occurrence                          | -                                   | -                                    | -                                    | -                                       | 60                             |
| 2023 | Ontario, place of occurrence                          | 3,025                               | 8,040                                | 25,365                               | 21,845                                  | 58,355                         |
| 2023 | Prince Edward Island, place of occurrence             | 30                                  | 45                                   | 165                                  | 65                                      | 300                            |
| 2023 | Quebec, place of occurrence                           | 1,695                               | 1,830                                | 7,040                                | 5,840                                   | 15,130                         |
| 2023 | Saskatchewan, place of occurrence                     | 255                                 | 455                                  | 1,125                                | 995                                     | 2,825                          |
| 2023 | Yukon, place of occurrence                            | -                                   | -                                    | -                                    | -                                       | -                              |
| 2023 | <b>Canada, place of occurrence</b>                    | <b>6,170</b>                        | <b>14,715</b>                        | <b>47,865</b>                        | <b>38,625</b>                           | <b>105,710</b>                 |
| 2023 | <b>Total Change All Provinces</b>                     | <b>7,765</b>                        | <b>16,020</b>                        | <b>50,420</b>                        | <b>40,750</b>                           | <b>113,755</b>                 |
|      | <b>Discrepancy between Provinces and Canada Total</b> | <b>1,595</b>                        | <b>1,305</b>                         | <b>2,555</b>                         | <b>2,125</b>                            | <b>8,045</b>                   |

# ALL-CAUSE MORTALITY DATA- ALBERTA

Stats Canada Data as of November 14th, 2024

Why do we no longer see data on 'By Vaccine Status' or 'Co-Morbidities'?

<https://www150.statcan.gc.ca/n1/daily-quotidien/221208/dq221208f-cansim-eng.htm>

Data up to November 14th, 2024

## Alberta

| Week | 2010 | 2011 | 2012 | 2013 | 2014 | 2015 | 2016 | 2017 | 2018 | 2019 | 2020 | 2021 | 2022 | 2023 | 2024 | Increase |
|------|------|------|------|------|------|------|------|------|------|------|------|------|------|------|------|----------|
| 1    |      | 435  | 435  | 510  | 500  | 560  | 490  | 535  | 630  | 530  | 545  | 765  | 645  | 755  | 645  | 100      |
| 2    | 405  | 480  | 460  | 540  | 455  | 500  | 460  | 540  | 575  | 505  | 575  | 730  | 645  | 700  | 690  | 115      |
| 3    | 390  | 460  | 460  | 530  | 435  | 555  | 505  | 600  | 595  | 580  | 560  | 690  | 695  | 650  | 680  | 120      |
| 4    | 415  | 450  | 420  | 465  | 440  | 490  | 490  | 545  | 540  | 530  | 605  | 665  | 675  | 630  | 695  | 90       |
| 5    | 405  | 435  | 445  | 425  | 445  | 495  | 500  | 540  | 545  | 525  | 540  | 630  | 730  | 655  | 655  | 115      |
| 6    | 405  | 430  | 415  | 455  | 435  | 455  | 485  | 490  | 490  | 525  | 550  | 590  | 735  | 625  | 605  | 55       |
| 7    | 415  | 430  | 445  | 440  | 430  | 500  | 500  | 505  | 500  | 545  | 515  | 570  | 710  | 625  | 585  | 70       |
| 8    | 420  | 450  | 465  | 440  | 445  | 485  | 500  | 475  | 560  | 540  | 495  | 585  | 650  | 600  | 590  | 95       |
| 9    | 395  | 435  | 475  | 415  | 440  | 450  | 505  | 485  | 470  | 490  | 525  | 560  | 600  | 650  | 645  | 120      |
| 10   | 390  | 425  | 465  | 440  | 470  | 490  | 500  | 480  | 495  | 535  | 550  | 580  | 670  | 620  | 620  | 70       |
| 11   | 435  | 415  | 390  | 420  | 465  | 480  | 480  | 490  | 525  | 475  | 565  | 575  | 590  | 595  | 620  | 55       |
| 12   | 370  | 410  | 425  | 470  | 415  | 465  | 495  | 500  | 475  | 500  | 560  | 520  | 575  | 625  | 640  | 80       |
| 13   | 415  | 400  | 430  | 470  | 430  | 485  | 510  | 460  | 475  | 460  | 565  | 560  | 610  | 600  | 670  | 105      |
| 14   | 415  | 445  | 420  | 440  | 405  | 435  | 480  | 465  | 520  | 500  | 560  | 545  | 500  | 595  | 610  | 50       |
| 15   | 390  | 415  | 430  | 440  | 425  | 480  | 470  | 450  | 515  | 495  | 565  | 570  | 600  | 570  | 590  | 25       |
| 16   | 375  | 380  | 395  | 440  | 515  | 475  | 460  | 485  | 515  | 535  | 520  | 520  | 585  | 570  | 605  | 85       |
| 17   | 435  | 415  | 425  | 465  | 460  | 495  | 455  | 510  | 485  | 500  | 555  | 555  | 605  | 670  | 615  | 60       |
| 18   | 395  | 390  | 425  | 415  | 450  | 460  | 475  | 505  | 495  | 500  | 555  | 580  | 645  | 610  | 605  | 50       |
| 19   | 340  | 410  | 420  | 485  | 435  | 450  | 465  | 475  | 505  | 500  | 510  | 520  | 630  | 590  | 605  | 95       |
| 20   | 415  | 395  | 420  | 415  | 435  | 460  | 440  | 450  | 505  | 475  | 525  | 580  | 635  | 575  | 645  | 120      |
| 21   | 380  | 450  | 390  | 415  | 450  | 445  | 455  | 490  | 470  | 490  | 520  | 575  | 600  | 605  | 540  | 20       |
| 22   | 345  | 385  | 400  | 445  | 420  | 465  | 435  | 460  | 470  | 505  | 530  | 550  | 590  | 610  | 560  | 30       |
| 23   | 375  | 405  | 425  | 390  | 435  | 430  | 445  | 455  | 525  | 445  | 530  | 615  | 610  | 525  | 595  | 65       |
| 24   | 420  | 390  | 415  | 385  | 435  | 465  | 425  | 445  | 470  | 500  | 495  | 515  | 590  | 550  | 550  | 55       |
| 25   | 405  | 370  | 410  | 450  | 405  | 420  | 435  | 440  | 480  | 455  | 495  | 510  | 560  | 580  | 570  | 75       |
| 26   | 365  | 410  | 380  | 340  | 415  | 440  | 430  | 440  | 460  | 465  | 530  | 500  | 535  | 635  | 620  | 90       |
| 27   | 390  | 360  | 400  | 425  | 445  | 430  | 465  | 440  | 450  | 470  | 485  | 645  | 520  | 570  | 580  | 95       |
| 28   | 385  | 375  | 380  | 430  | 400  | 415  | 440  | 445  | 475  | 505  | 535  | 610  | 610  | 585  | 590  | 55       |
| 29   | 380  | 380  | 385  | 455  | 405  | 430  | 415  | 425  | 420  | 465  | 525  | 565  | 630  | 585  | 535  | 10       |
| 30   | 395  | 405  | 400  | 390  | 425  | 435  | 490  | 485  | 465  | 500  | 520  | 525  | 610  | 610  | 555  | 35       |
| 31   | 380  | 380  | 435  | 375  | 445  | 455  | 430  | 455  | 450  | 455  | 495  | 565  | 585  | 570  | 635  | 140      |
| 32   | 370  | 380  | 410  | 420  | 415  | 430  | 420  | 435  | 490  | 455  | 500  | 535  | 575  | 595  | 610  | 110      |
| 33   | 380  | 405  | 370  | 405  | 385  | 430  | 420  | 480  | 455  | 475  | 525  | 520  | 600  | 550  | 575  | 50       |
| 34   | 405  | 340  | 405  | 415  | 390  | 390  | 430  | 450  | 455  | 515  | 545  | 595  | 560  | 580  | 575  | 30       |
| 35   | 380  | 405  | 370  | 400  | 455  | 410  | 415  | 470  | 500  | 465  | 490  | 570  | 565  | 585  | 605  | 115      |
| 36   | 385  | 365  | 435  | 425  | 460  | 490  | 465  | 450  | 465  | 525  | 550  | 615  | 600  | 565  | 610  | 60       |
| 37   | 395  | 395  | 405  | 395  | 435  | 435  | 470  | 475  | 465  | 455  | 515  | 645  | 620  | 670  |      |          |
| 38   | 365  | 380  | 415  | 380  | 480  | 425  | 460  | 490  | 465  | 445  | 555  | 715  | 610  | 575  |      |          |
| 39   | 425  | 420  | 435  | 415  | 465  | 450  | 440  | 515  | 475  | 500  | 515  | 650  | 585  | 605  |      |          |
| 40   | 405  | 445  | 420  | 450  | 470  | 435  | 490  | 520  | 470  | 525  | 570  | 700  | 645  | 650  |      |          |
| 41   | 420  | 410  | 420  | 460  | 415  | 425  | 455  | 490  | 465  | 525  | 585  | 635  | 620  | 655  |      |          |
| 42   | 390  | 410  | 480  | 475  | 470  | 435  | 465  | 470  | 515  | 500  | 530  | 650  | 625  | 635  |      |          |
| 43   | 420  | 365  | 390  | 420  | 415  | 460  | 480  | 455  | 510  | 520  | 555  | 685  | 635  | 590  |      |          |
| 44   | 350  | 395  | 405  | 450  | 470  | 455  | 460  | 500  | 490  | 500  | 610  | 630  | 665  | 620  |      |          |
| 45   | 410  | 405  | 455  | 470  | 420  | 440  | 465  | 505  | 535  | 510  | 640  | 630  | 640  | 635  |      |          |
| 46   | 420  | 385  | 435  | 420  | 475  | 450  | 460  | 545  | 510  | 525  | 605  | 625  | 640  | 660  |      |          |
| 47   | 435  | 420  | 410  | 400  | 490  | 465  | 420  | 515  | 485  | 490  | 630  | 610  | 705  | 625  |      |          |
| 48   | 430  | 420  | 385  | 440  | 490  | 475  | 470  | 510  | 570  | 520  | 655  | 645  | 710  | 660  |      |          |
| 49   | 440  | 445  | 410  | 480  | 495  | 520  | 545  | 510  | 500  | 555  | 650  | 635  | 720  | 675  |      |          |
| 50   | 405  | 375  | 445  | 460  | 545  | 510  | 495  | 540  | 495  | 540  | 730  | 615  | 695  | 720  |      |          |
| 51   | 425  | 435  | 460  | 480  | 500  | 485  | 485  | 600  | 520  | 540  | 710  | 640  | 655  | 720  |      |          |
| 52   | 430  | 440  | 525  | 505  | 540  | 455  | 605  | 545  | 530  | 535  | 750  | 665  | 670  | 670  |      |          |
| 53   |      | 430  |      |      |      |      | 530  |      |      |      |      |      | 755  |      |      |          |

|   |               |               |               |               |               |               |               |               |               |               |               |               |               |               |               |              |
|---|---------------|---------------|---------------|---------------|---------------|---------------|---------------|---------------|---------------|---------------|---------------|---------------|---------------|---------------|---------------|--------------|
| <b>Total</b>  | <b>20,330</b> | <b>21,685</b> | <b>21,970</b> | <b>22,785</b> | <b>23,290</b> | <b>23,965</b> | <b>24,875</b> | <b>25,435</b> | <b>25,915</b> | <b>26,120</b> | <b>29,015</b> | <b>31,275</b> | <b>33,265</b> | <b>32,175</b> | <b>21,920</b> | <b>2,710</b> |
| <a href="https://www150.statcan.gc.ca/n1/daily-quotidien/221208/dq221208f-cansim-eng.htm">https://www150.statcan.gc.ca/n1/daily-quotidien/221208/dq221208f-cansim-eng.htm</a> |               |               |               |               |               |               |               |               |               |               |               |               |               |               |               |              |
| First 36 W  | 13,765        | 14,710        | 15,075        | 15,685        | 15,715        | 16,645        | 16,680        | 17,250        | 17,915        | 17,935        | 19,210        | 20,900        | 22,070        | 21,810        | 21,920        | 2,710        |





Statistics Canada

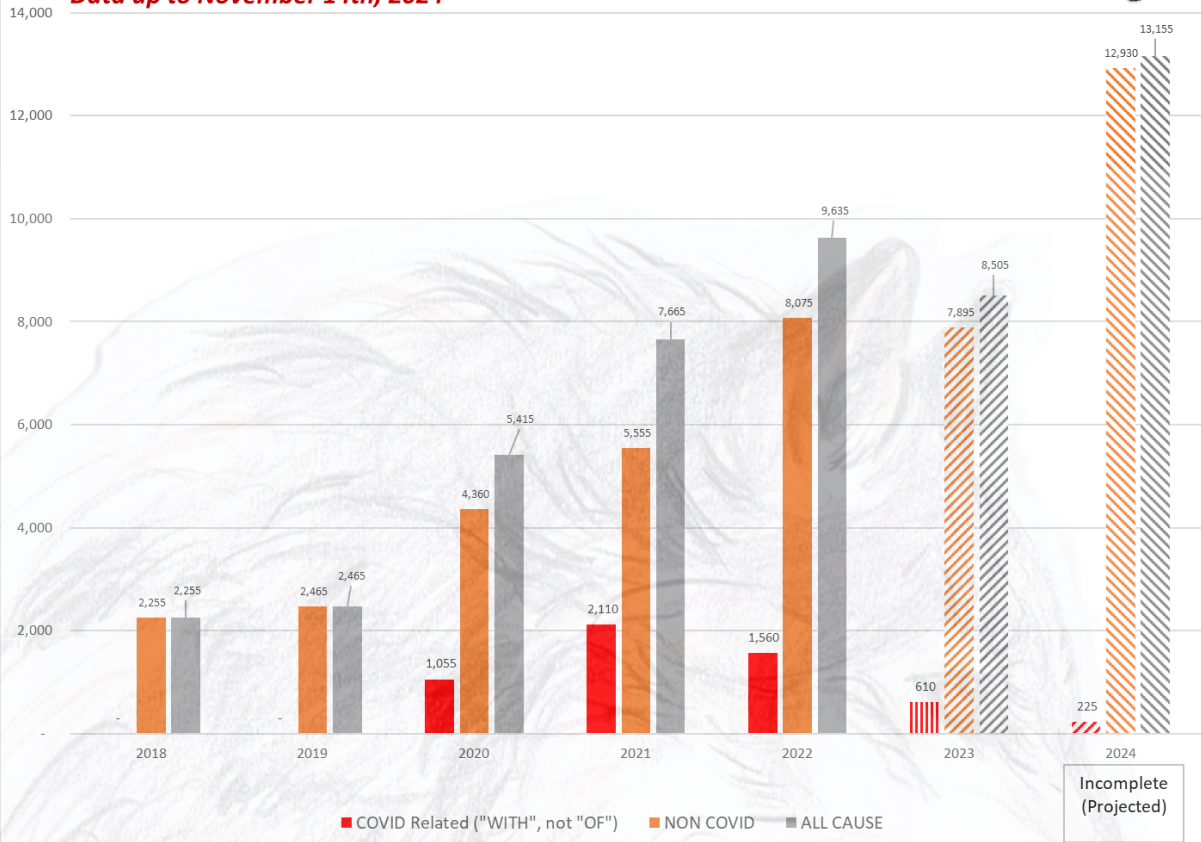
Statistique Canada

### Alberta Excess Deaths (Over 10 Year Average (2010-2019))

<https://www150.statcan.gc.ca/n1/daily-quotidien/221208/dq221208f-cansim-eng.htm>



**Data up to November 14th, 2024**



Statistics Canada

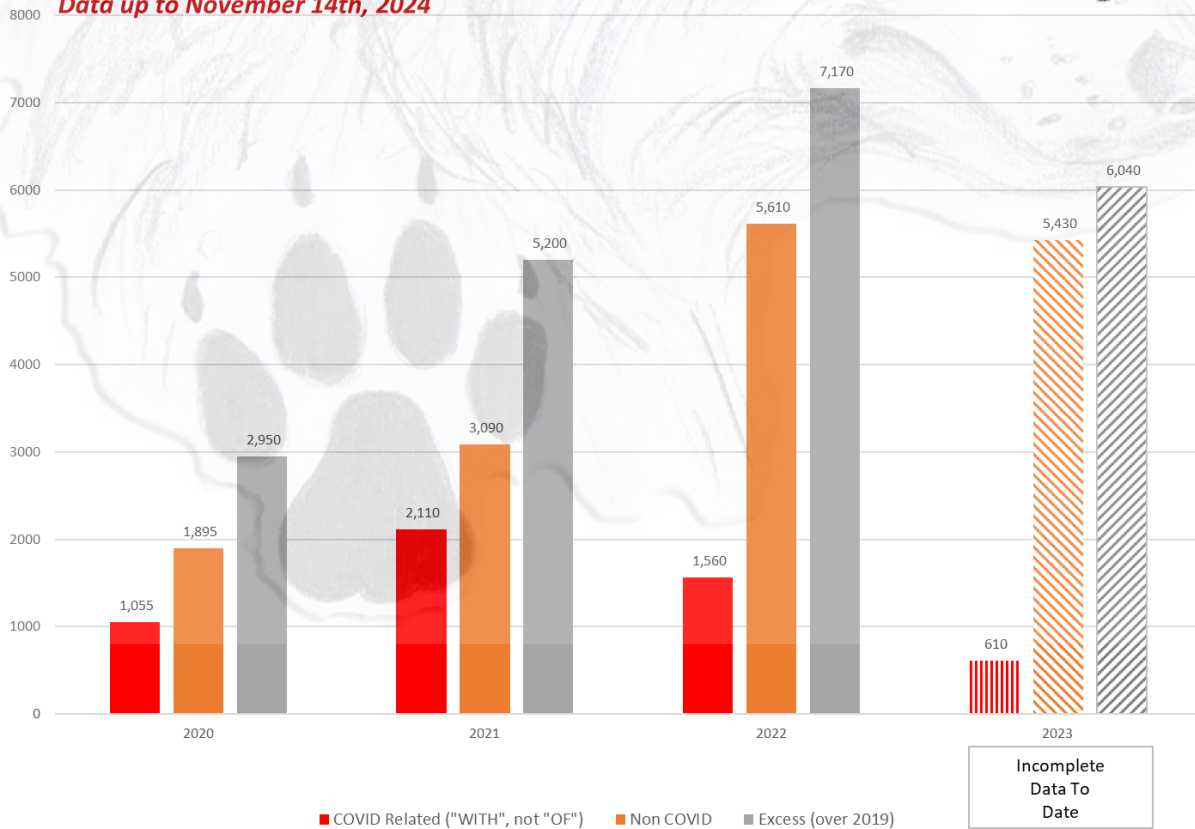
Statistique Canada

### Alberta Excess Deaths (Over 2019 baseline)

<https://www150.statcan.gc.ca/n1/daily-quotidien/221208/dq221208f-cansim-eng.htm>



**Data up to November 14th, 2024**





Statistics Canada

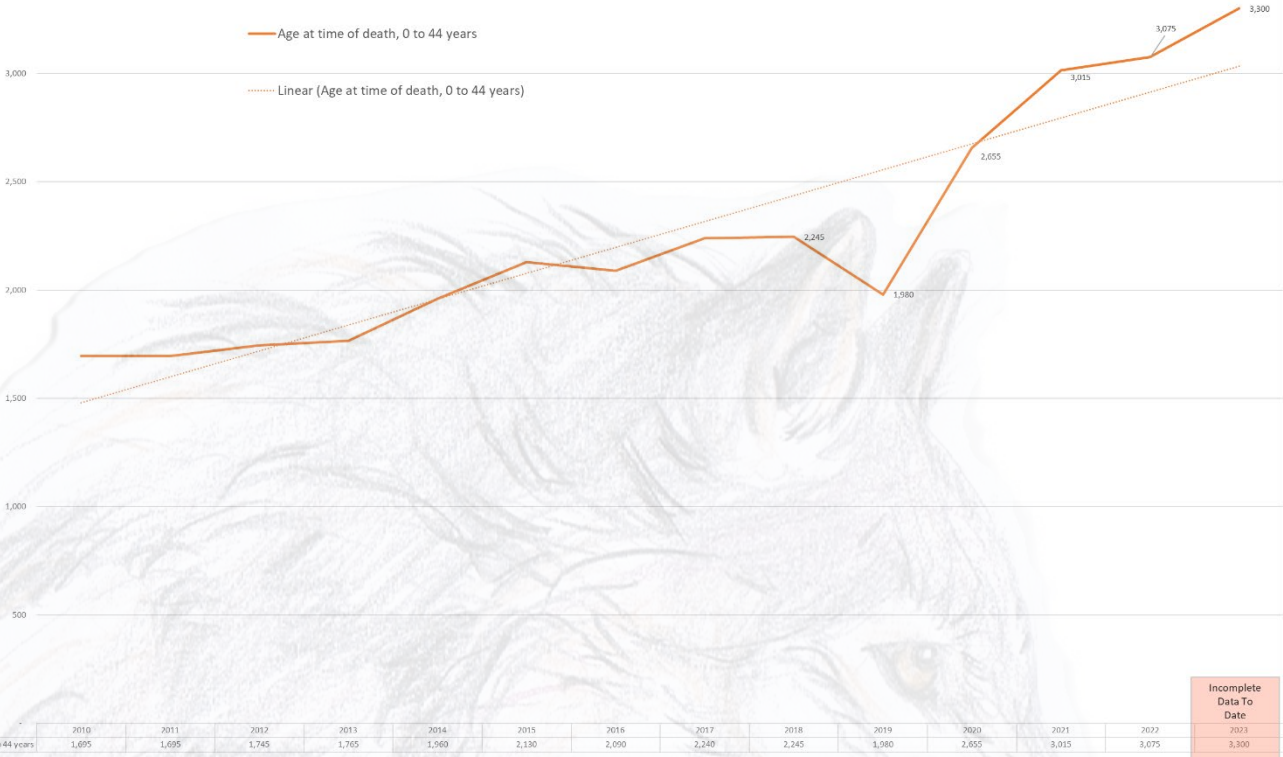
Statistique Canada

3,500

# Alberta All Cause Mortality

<https://www150.statcan.gc.ca/n1/daily-quotidien/221208/dq221208f-cansim-eng.htm>

Data up to November 14th, 2024



Incomplete Data To Date  
2023  
3,300



Statistics Canada

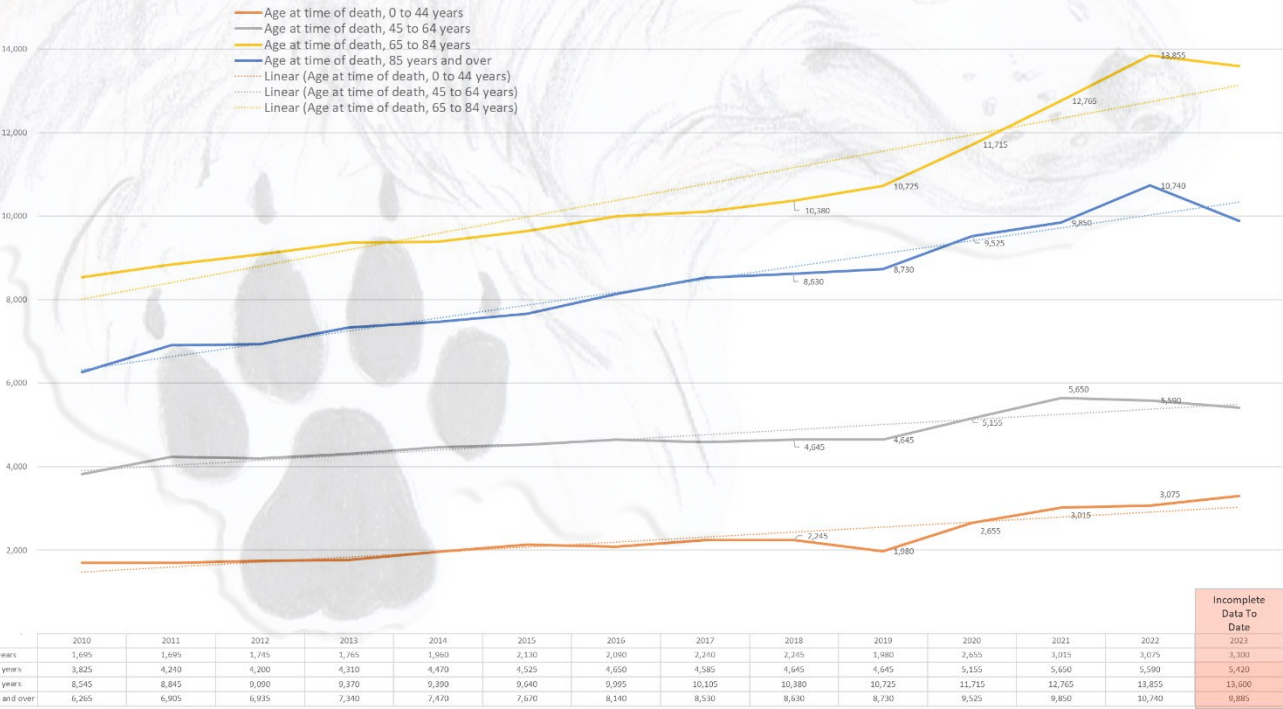
Statistique Canada

36,000

# Alberta All Cause Mortality

<https://www150.statcan.gc.ca/n1/daily-quotidien/221208/dq221208f-cansim-eng.htm>

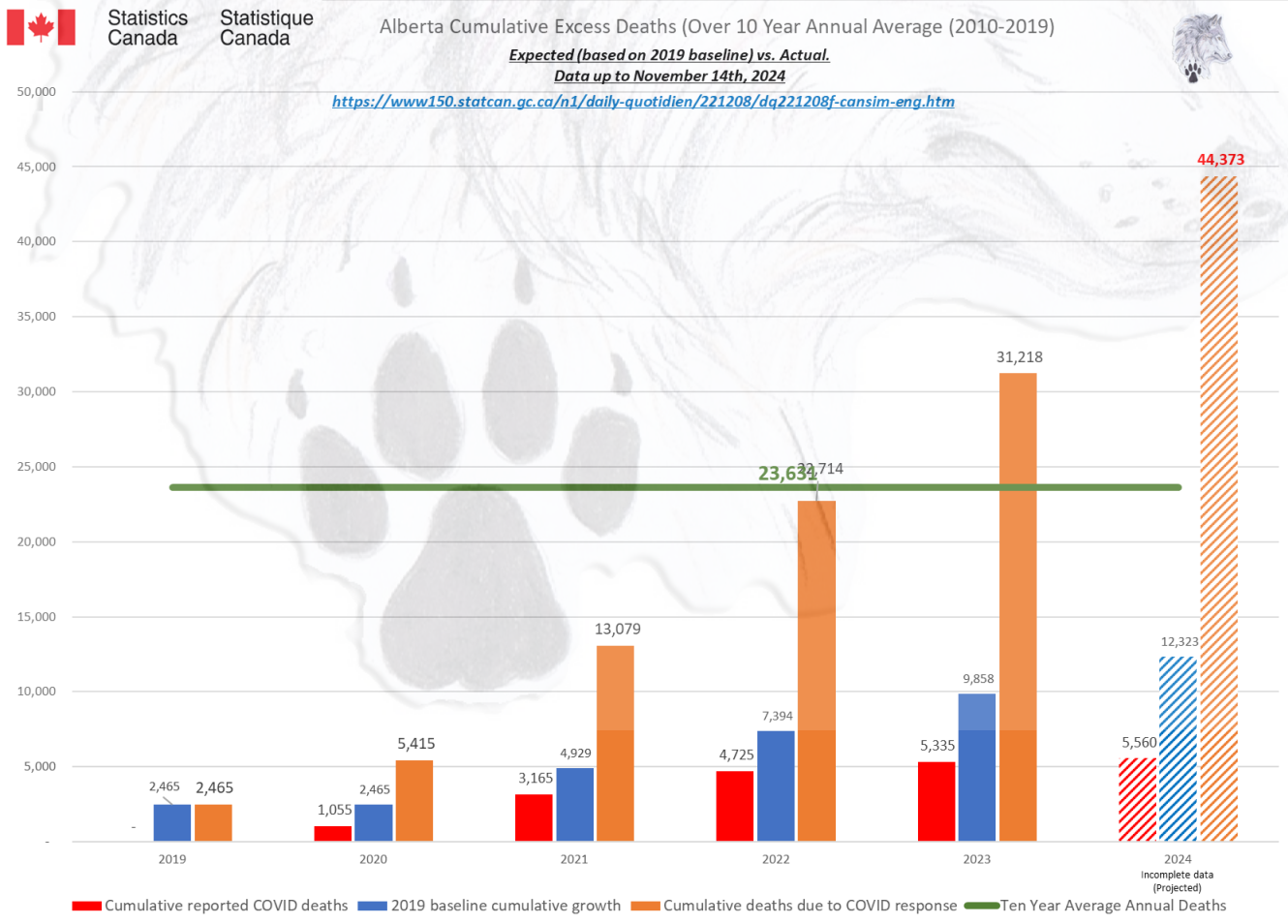
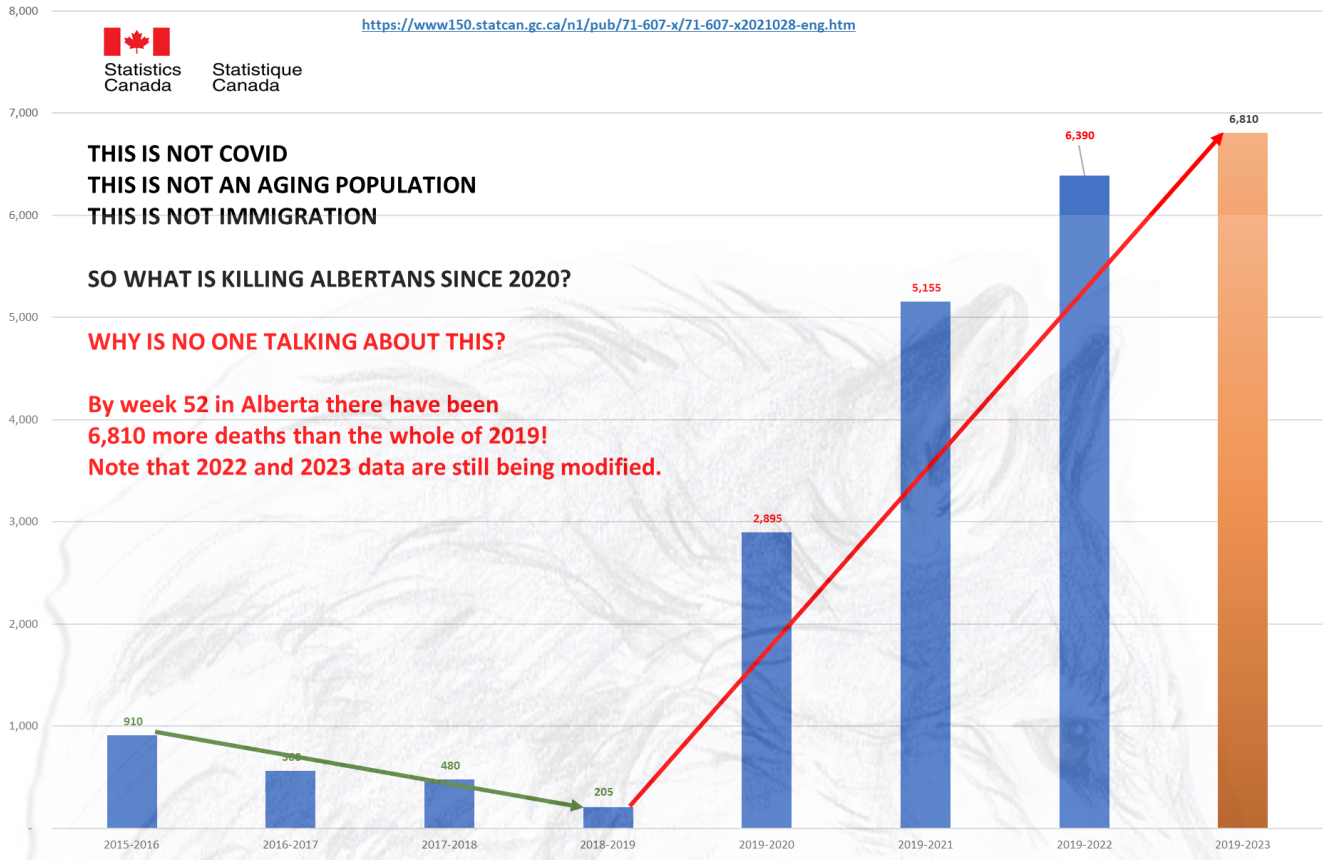
Data up to November 14th, 2024

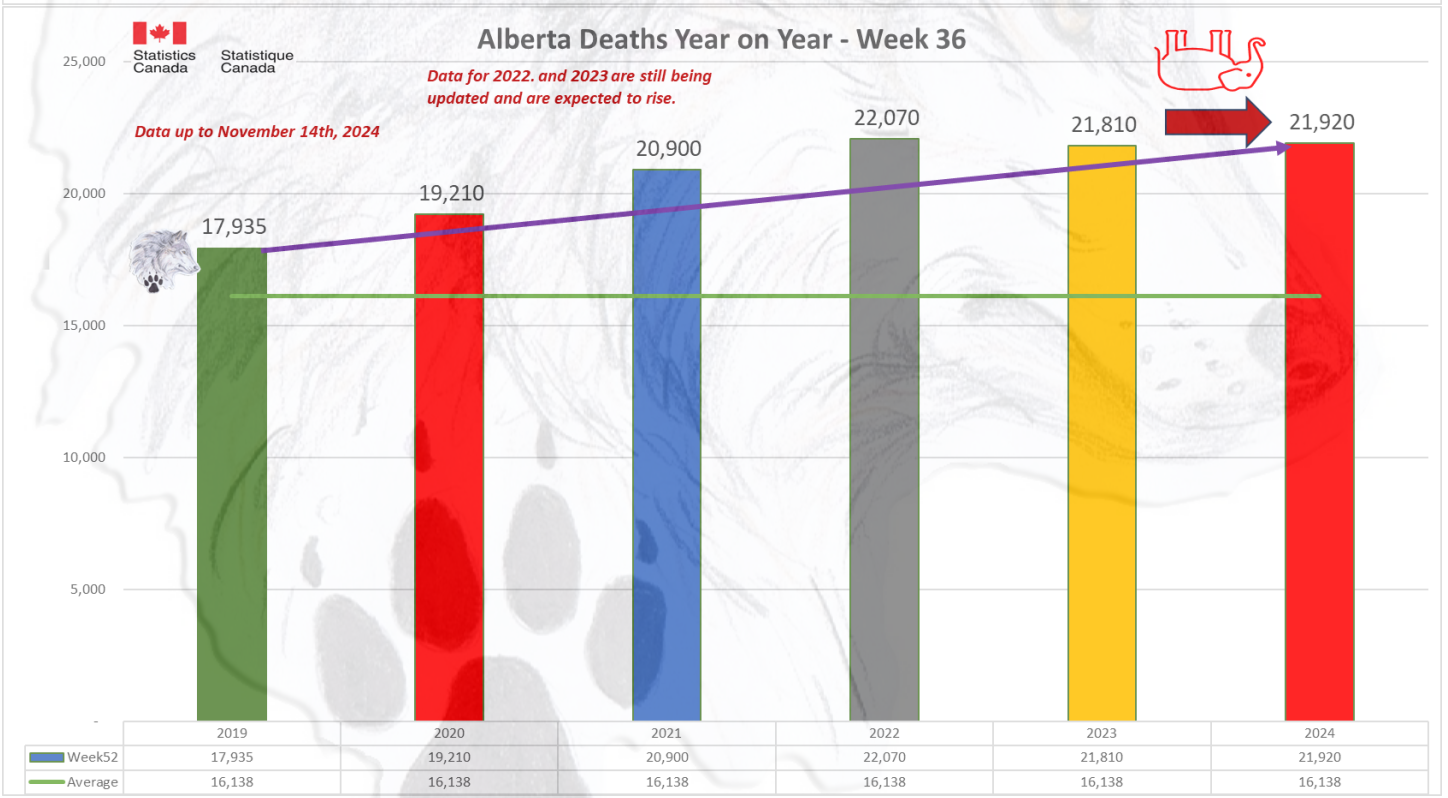
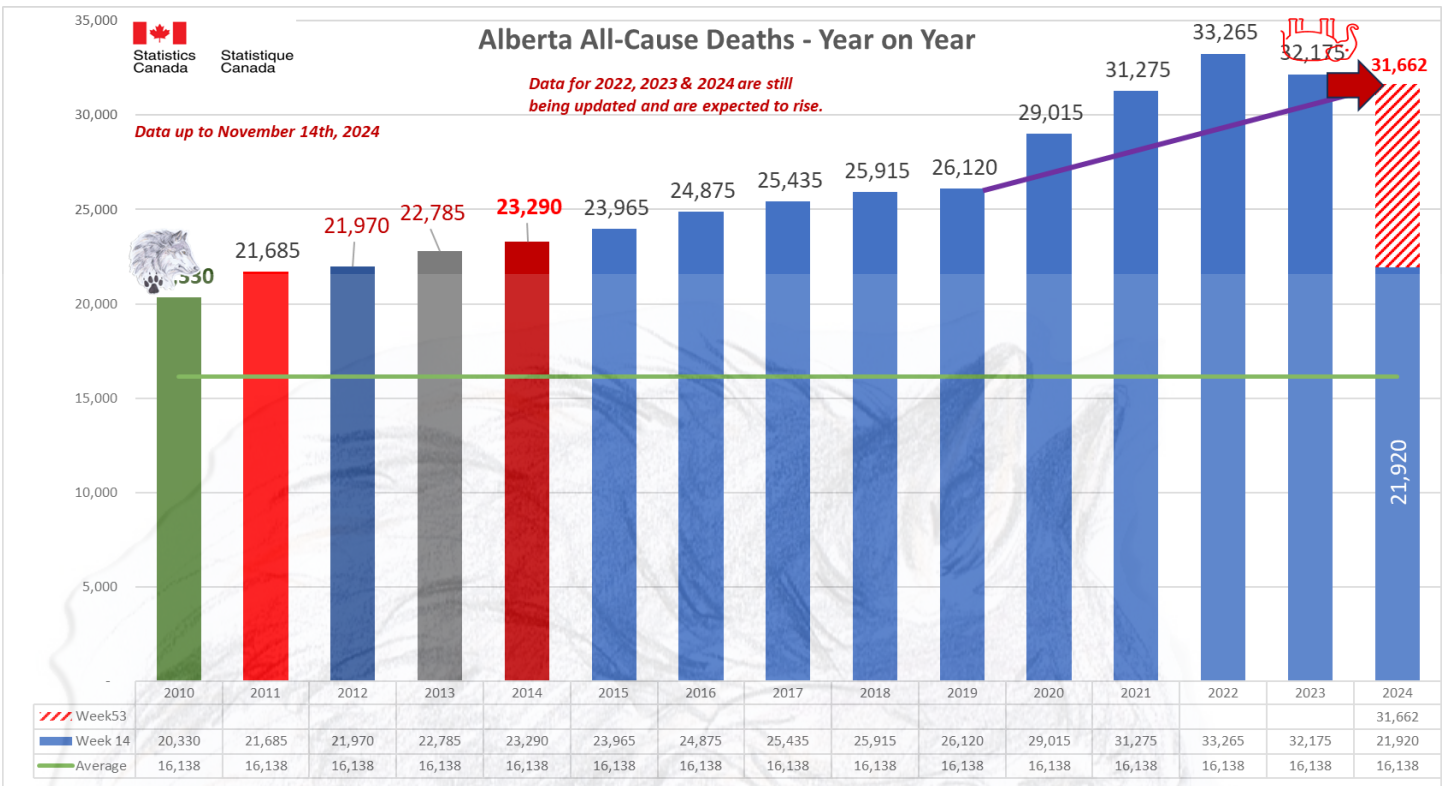


Incomplete Data To Date  
2023  
3,300  
5,920  
13,600  
9,885



## Change in All Cause Mortality 2015-2023 - Alberta







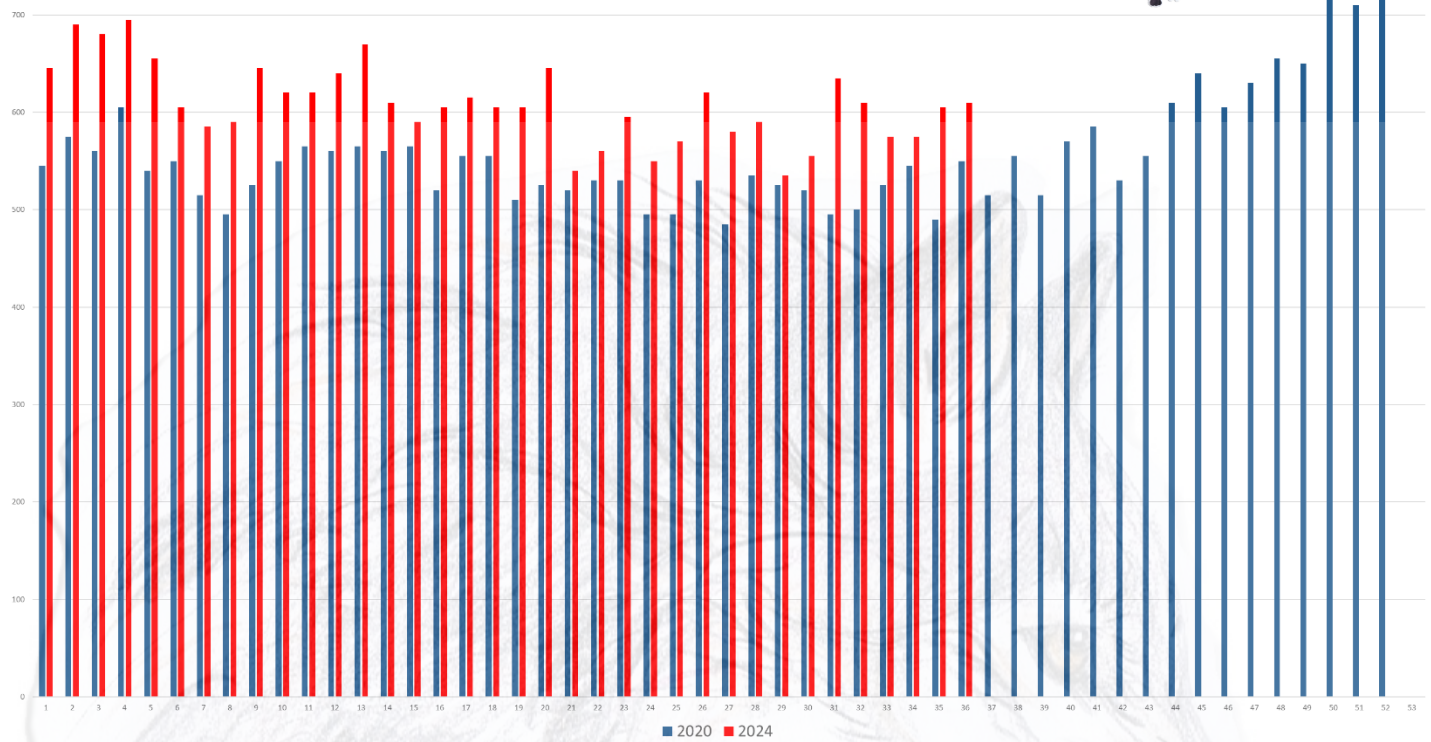


Statistique Canada

### Weekly All Cause Deaths reported in Alberta - 2020 vs. 2024 by Week *(note that 2023 numbers will increase over time due to lagging in reporting)*

Data up to November 14th, 2024

<https://www150.statcan.gc.ca/n1/pub/71-607-x/71-607-x2021028-eng.htm>

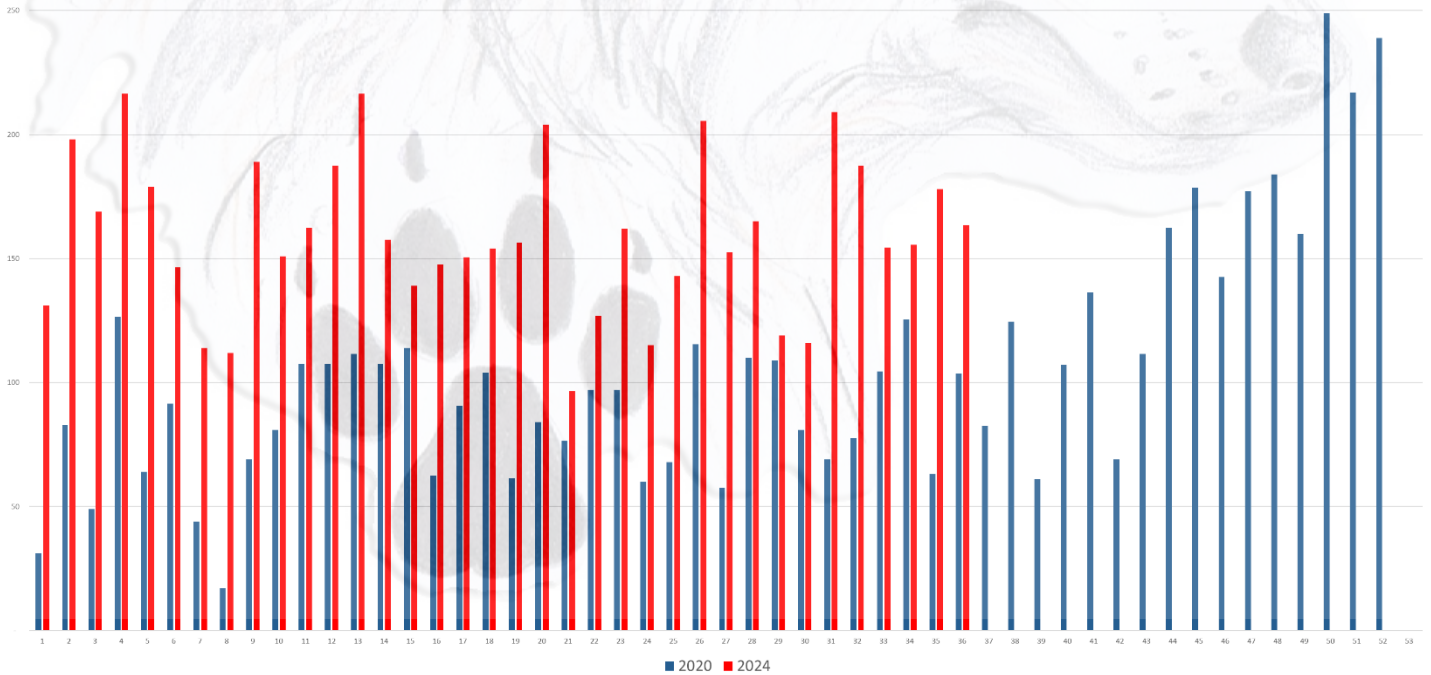


Statistique Canada

### Weekly Excess Deaths (over 10 year average) reported in Alberta - 2020 vs. 2024 by week *(note that 2023 numbers will increase over time due to lagging in reporting)*

Data up to November 14th, 2024

<https://www150.statcan.gc.ca/n1/pub/71-607-x/71-607-x2021028-eng.htm>



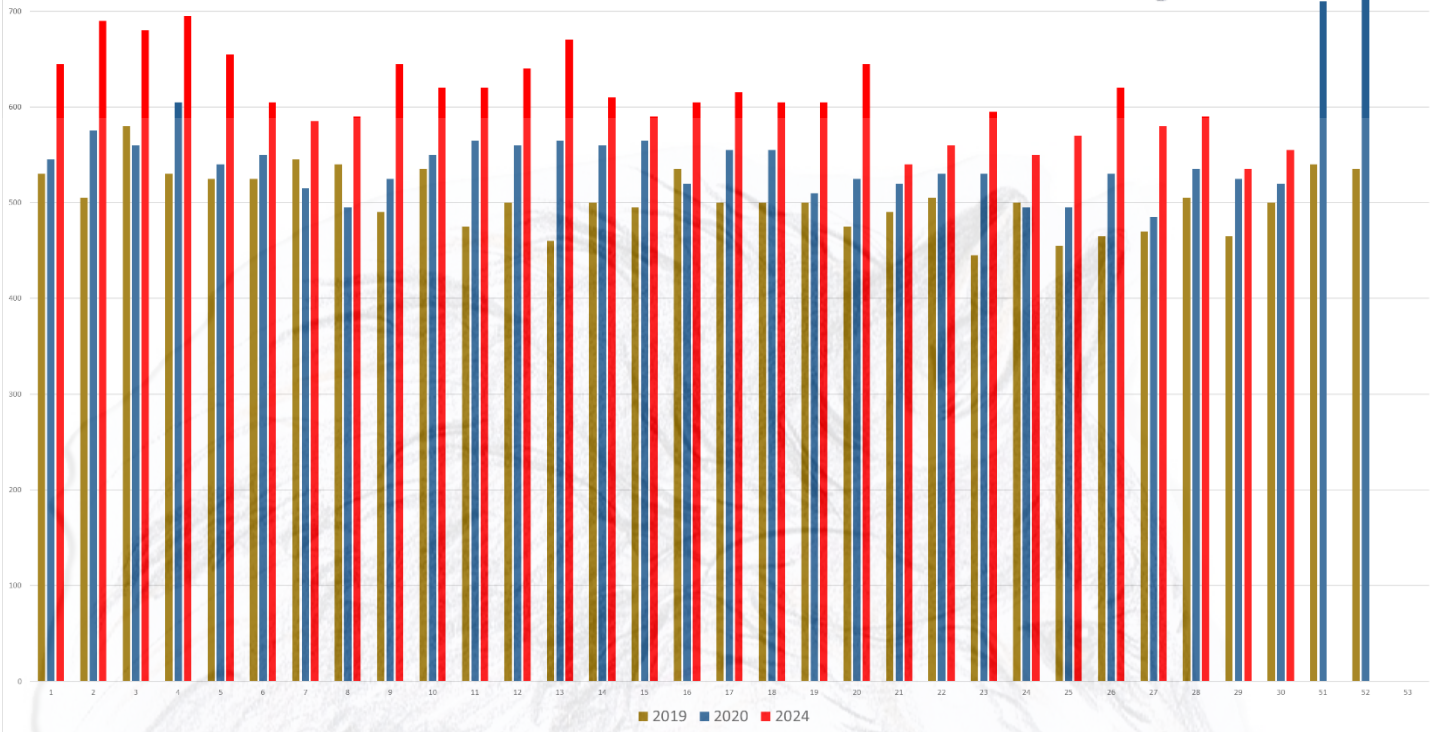


Statistics Canada / Statistique Canada

Weekly All Cause Deaths reported in Alberta - 2019/2020 vs. 2024 by Week  
(note that 2024 numbers will increase over time due to lagging in reporting)

Data up to November 14th, 2024

<https://www150.statcan.gc.ca/n1/pub/71-607-x/71-607-x2021028-eng.htm>





# ALL-CAUSE MORTALITY DATA – BRITISH COLUMBIA

Stats Canada Data as of November 14th, 2024

Why do we no longer see data on 'By Vaccine Status' or 'Co-Morbidities'?

<https://www150.statcan.gc.ca/n1/daily-quotdien/221208/dq221208f-cansim-eng.htm>

Data up to November 14th, 2024

## British Columbia

| Week | 2010 | 2011 | 2012 | 2013 | 2014 | 2015 | 2016 | 2017 | 2018 | 2019 | 2020 | 2021 | 2022 | 2023 | 2024 | Increase |
|------|------|------|------|------|------|------|------|------|------|------|------|------|------|------|------|----------|
| 01   |      | 650  | 655  | 720  | 750  | 795  | 750  | 895  | 875  | 780  | 800  | 995  | 945  | 960  | 905  | 105      |
| 02   | 600  | 640  | 640  | 715  | 765  | 845  | 775  | 925  | 825  | 855  | 825  | 845  | 980  | 955  | 950  | 125      |
| 03   | 650  | 685  | 690  | 750  | 705  | 740  | 775  | 955  | 840  | 790  | 820  | 840  | 1015 | 895  | 975  | 155      |
| 04   | 615  | 635  | 680  | 735  | 670  | 760  | 740  | 905  | 865  | 755  | 865  | 865  | 1000 | 890  | 910  | 45       |
| 05   | 610  | 660  | 640  | 670  | 630  | 740  | 720  | 835  | 820  | 765  | 780  | 860  | 945  | 855  | 925  | 145      |
| 06   | 580  | 630  | 665  | 660  | 655  | 700  | 720  | 860  | 775  | 775  | 770  | 805  | 1030 | 860  | 840  | 70       |
| 07   | 595  | 630  | 625  | 660  | 690  | 685  | 720  | 820  | 755  | 795  | 725  | 895  | 975  | 875  | 810  | 85       |
| 08   | 625  | 625  | 640  | 640  | 655  | 635  | 715  | 810  | 785  | 780  | 790  | 840  | 950  | 880  | 910  | 120      |
| 09   | 625  | 690  | 620  | 685  | 700  | 700  | 745  | 795  | 755  | 810  | 795  | 870  | 940  | 940  | 855  | 60       |
| 10   | 615  | 625  | 635  | 635  | 625  | 670  | 715  | 785  | 825  | 805  | 740  | 795  | 920  | 870  | 895  | 155      |
| 11   | 615  | 670  | 670  | 655  | 620  | 695  | 755  | 795  | 785  | 810  | 760  | 785  | 835  | 895  | 865  | 105      |
| 12   | 655  | 615  | 610  | 640  | 665  | 680  | 690  | 740  | 765  | 800  | 895  | 835  | 830  | 890  | 865  | - 30     |
| 13   | 615  | 635  | 620  | 620  | 700  | 665  | 710  | 760  | 820  | 780  | 870  | 845  | 835  | 875  | 915  | 45       |
| 14   | 590  | 650  | 630  | 650  | 650  | 645  | 690  | 755  | 730  | 780  | 835  | 840  | 825  | 925  | 855  | 20       |
| 15   | 615  | 625  | 655  | 670  | 615  | 640  | 715  | 700  | 770  | 765  | 815  | 815  | 815  | 885  | 785  | - 30     |
| 16   | 605  | 595  | 670  | 645  | 615  | 670  | 710  | 720  | 695  | 755  | 815  | 815  | 840  | 830  | 810  | - 5      |
| 17   | 620  | 620  | 635  | 640  | 645  | 710  | 705  | 755  | 720  | 730  | 775  | 760  | 830  | 885  | 835  | 60       |
| 18   | 615  | 635  | 640  | 665  | 625  | 710  | 670  | 740  | 695  | 765  | 750  | 755  | 840  | 825  | 860  | 110      |
| 19   | 610  | 590  | 650  | 665  | 605  | 685  | 680  | 715  | 695  | 720  | 760  | 830  | 900  | 835  | 910  | 150      |
| 20   | 605  | 590  | 595  | 600  | 635  | 700  | 655  | 665  | 710  | 750  | 750  | 780  | 880  | 875  | 835  | 85       |
| 21   | 595  | 570  | 610  | 585  | 640  | 645  | 590  | 685  | 640  | 725  | 740  | 800  | 865  | 800  | 790  | 50       |
| 22   | 595  | 575  | 600  | 580  | 620  | 675  | 630  | 640  | 685  | 725  | 725  | 730  | 870  | 835  | 815  | 90       |
| 23   | 600  | 640  | 605  | 650  | 605  | 640  | 680  | 720  | 730  | 690  | 710  | 825  | 790  | 840  | 840  | 130      |
| 24   | 625  | 580  | 590  | 630  | 585  | 625  | 650  | 690  | 705  | 700  | 705  | 745  | 800  | 805  | 810  | 105      |
| 25   | 560  | 635  | 610  | 580  | 675  | 630  | 605  | 635  | 720  | 635  | 735  | 700  | 815  | 870  | 850  | 115      |
| 26   | 595  | 550  | 555  | 555  | 570  | 665  | 680  | 685  | 665  | 700  | 720  | 850  | 760  | 850  | 760  | 40       |
| 27   | 550  | 585  | 595  | 605  | 560  | 665  | 685  | 700  | 725  | 700  | 720  | 1490 | 855  | 810  | 860  | 140      |
| 28   | 580  | 610  | 630  | 560  | 625  | 615  | 680  | 760  | 720  | 680  | 740  | 820  | 795  | 775  | 815  | 75       |
| 29   | 540  | 575  | 570  | 610  | 610  | 630  | 630  | 685  | 725  | 670  | 710  | 785  | 825  | 825  | 805  | 95       |
| 30   | 560  | 560  | 565  | 560  | 565  | 600  | 625  | 655  | 710  | 685  | 795  | 815  | 825  | 795  | 810  | 15       |
| 31   | 600  | 510  | 540  | 540  | 620  | 610  | 695  | 685  | 690  | 695  | 755  | 795  | 900  | 815  | 835  | 80       |
| 32   | 560  | 565  | 600  | 595  | 625  | 610  | 665  | 665  | 650  | 685  | 775  | 805  | 795  | 795  | 820  | 45       |
| 33   | 565  | 565  | 615  | 615  | 630  | 610  | 685  | 650  | 680  | 715  | 750  | 750  | 855  | 795  | 810  | 60       |
| 34   | 605  | 610  | 550  | 620  | 605  | 625  | 660  | 680  | 635  | 685  | 835  | 830  | 825  | 770  | 760  | - 75     |
| 35   | 610  | 580  | 580  | 620  | 590  | 665  | 645  | 670  | 655  | 690  | 725  | 815  | 835  | 860  | 785  | 60       |
| 36   | 530  | 530  | 615  | 620  | 615  | 675  | 660  | 665  | 695  | 685  | 765  | 855  | 870  | 745  | 770  | 5        |
| 37   | 605  | 570  | 590  | 570  | 640  | 665  | 650  | 675  | 705  | 640  | 760  | 850  | 810  | 790  |      |          |
| 38   | 590  | 575  | 570  | 620  | 630  | 630  | 700  | 685  | 715  | 700  | 765  | 850  | 800  | 830  |      |          |
| 39   | 525  | 530  | 600  | 590  | 645  | 630  | 645  | 690  | 725  | 705  | 810  | 900  | 810  | 870  |      |          |
| 40   | 585  | 625  | 590  | 640  | 625  | 710  | 670  | 715  | 715  | 740  | 760  | 925  | 905  | 915  |      |          |
| 41   | 585  | 600  | 640  | 655  | 675  | 685  | 735  | 725  | 730  | 725  | 780  | 875  | 835  | 915  |      |          |
| 42   | 610  | 615  | 605  | 650  | 650  | 675  | 745  | 710  | 765  | 790  | 760  | 915  | 860  | 870  |      |          |
| 43   | 580  | 620  | 655  | 610  | 675  | 705  | 720  | 730  | 765  | 710  | 785  | 950  | 855  | 840  |      |          |
| 44   | 605  | 590  | 625  | 590  | 665  | 670  | 710  | 725  | 730  | 750  | 785  | 890  | 850  | 960  |      |          |
| 45   | 665  | 655  | 635  | 645  | 675  | 655  | 720  | 735  | 720  | 770  | 845  | 940  | 925  | 895  |      |          |
| 46   | 585  | 635  | 680  | 670  | 630  | 655  | 695  | 715  | 740  | 735  | 820  | 935  | 910  | 845  |      |          |
| 47   | 620  | 660  | 580  | 645  | 705  | 660  | 705  | 740  | 740  | 775  | 865  | 880  | 930  | 835  |      |          |
| 48   | 615  | 630  | 675  | 675  | 720  | 690  | 775  | 695  | 715  | 790  | 885  | 915  | 980  | 955  |      |          |
| 49   | 620  | 655  | 650  | 610  | 670  | 745  | 750  | 735  | 730  | 790  | 915  | 905  | 980  | 935  |      |          |
| 50   | 580  | 645  | 650  | 705  | 745  | 695  | 715  | 760  | 800  | 750  | 975  | 880  | 995  | 915  |      |          |
| 51   | 625  | 630  | 670  | 725  | 705  | 700  | 805  | 785  | 770  | 750  | 870  | 925  | 925  | 935  |      |          |
| 52   | 680  | 700  | 670  | 700  | 705  | 725  | 810  | 815  | 780  | 735  | 865  | 990  | 975  | 895  |      |          |
| 53   |      | 650  |      |      |      |      | 835  |      |      |      |      |      | 1035 |      |      |          |

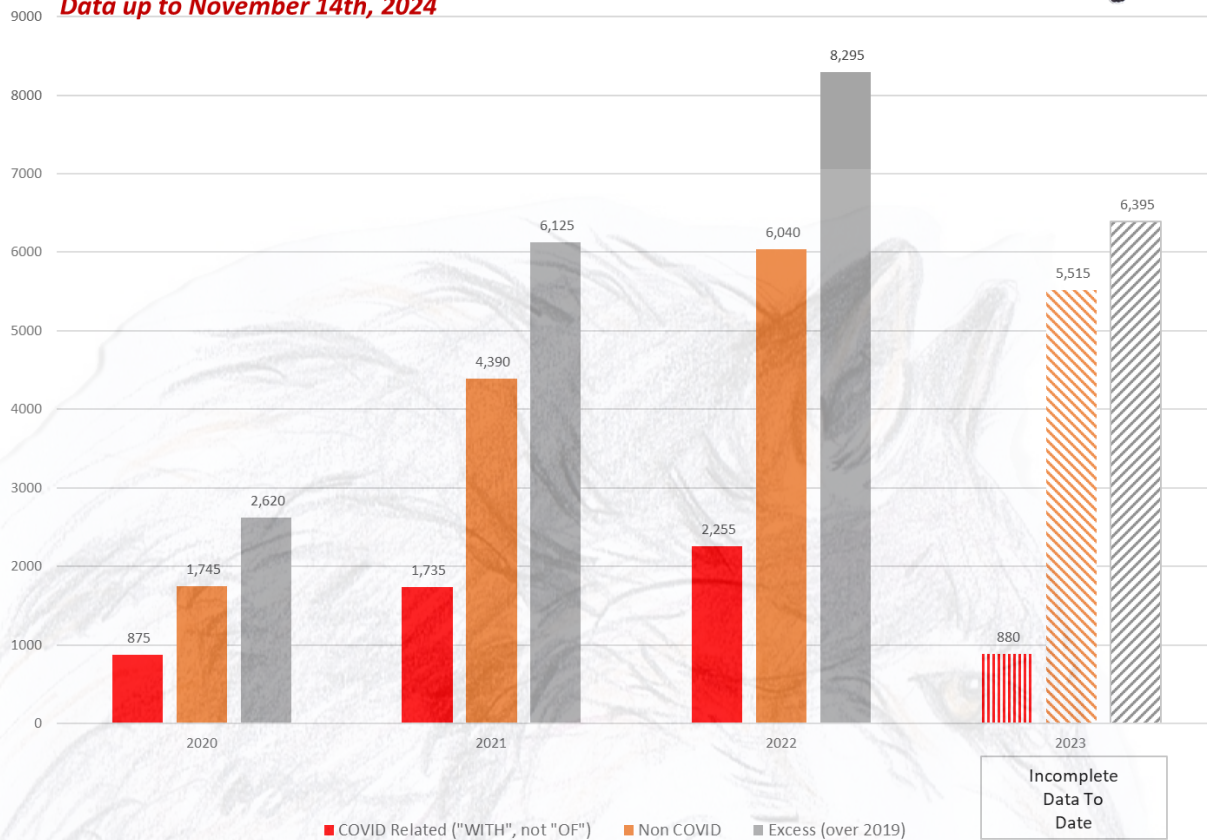
Total 30,605 32,520 32,380 33,145 33,720 35,150 37,205 38,435 38,380 38,485 41,085 44,605 46,790 44,885 30,445 2,605

<https://www150.statcan.gc.ca/n1/daily-quotdien/221208/dq221208f-cansim-eng.htm>

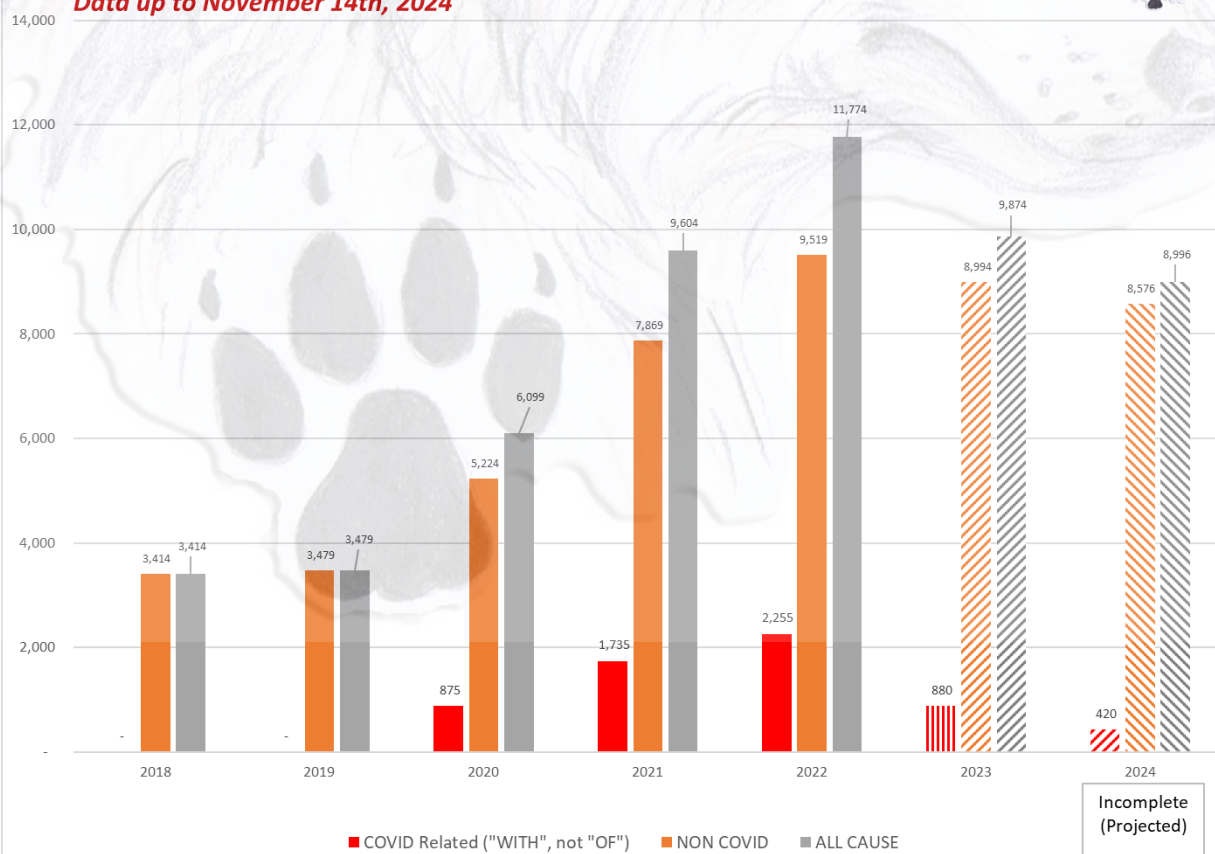
First 36 W 20,930 21,935 22,295 22,845 22,960 24,255 24,820 26,800 26,535 26,630 27,840 30,080 31,410 30,685 30,445 2,605



Data up to November 14th, 2024



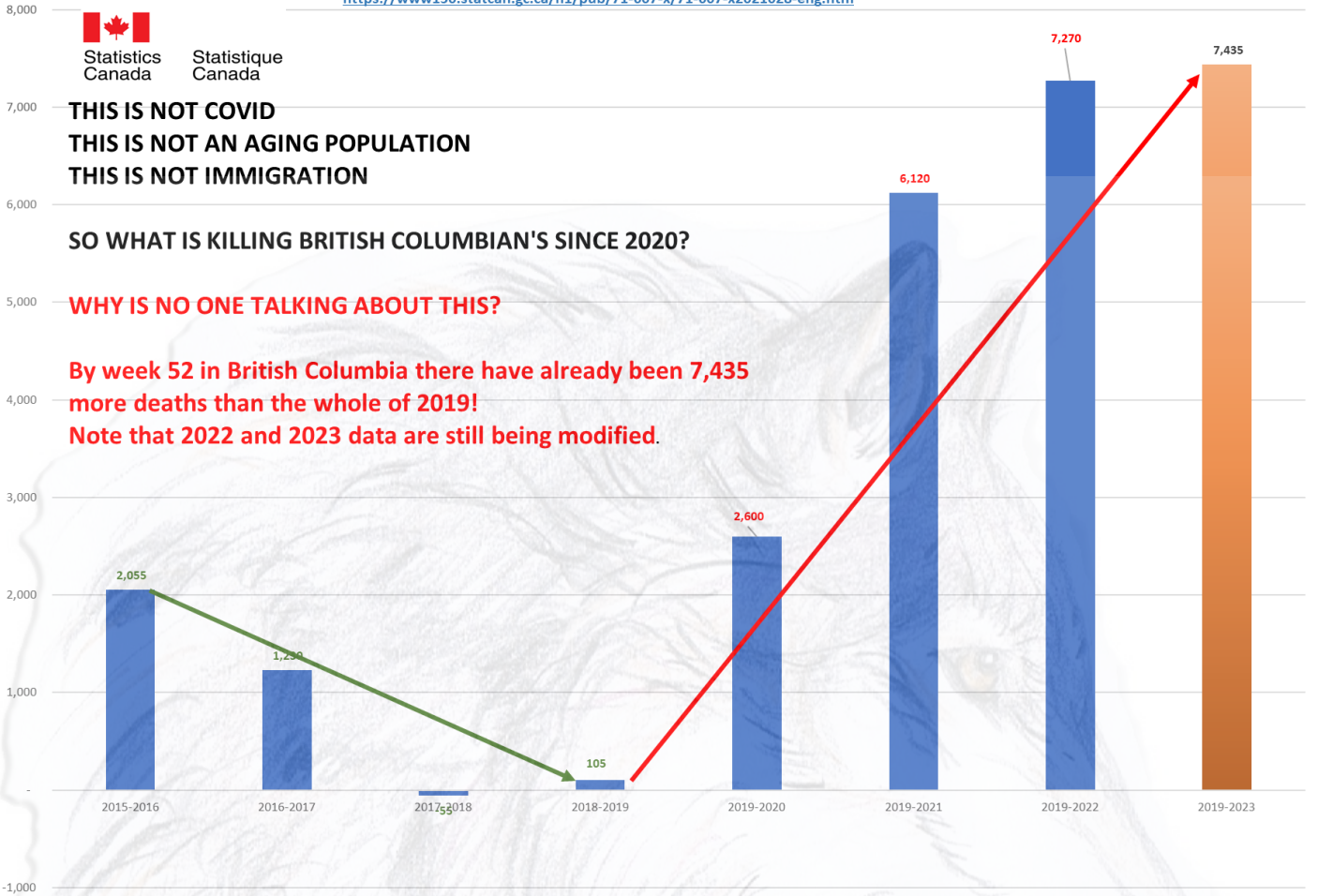
Data up to November 14th, 2024





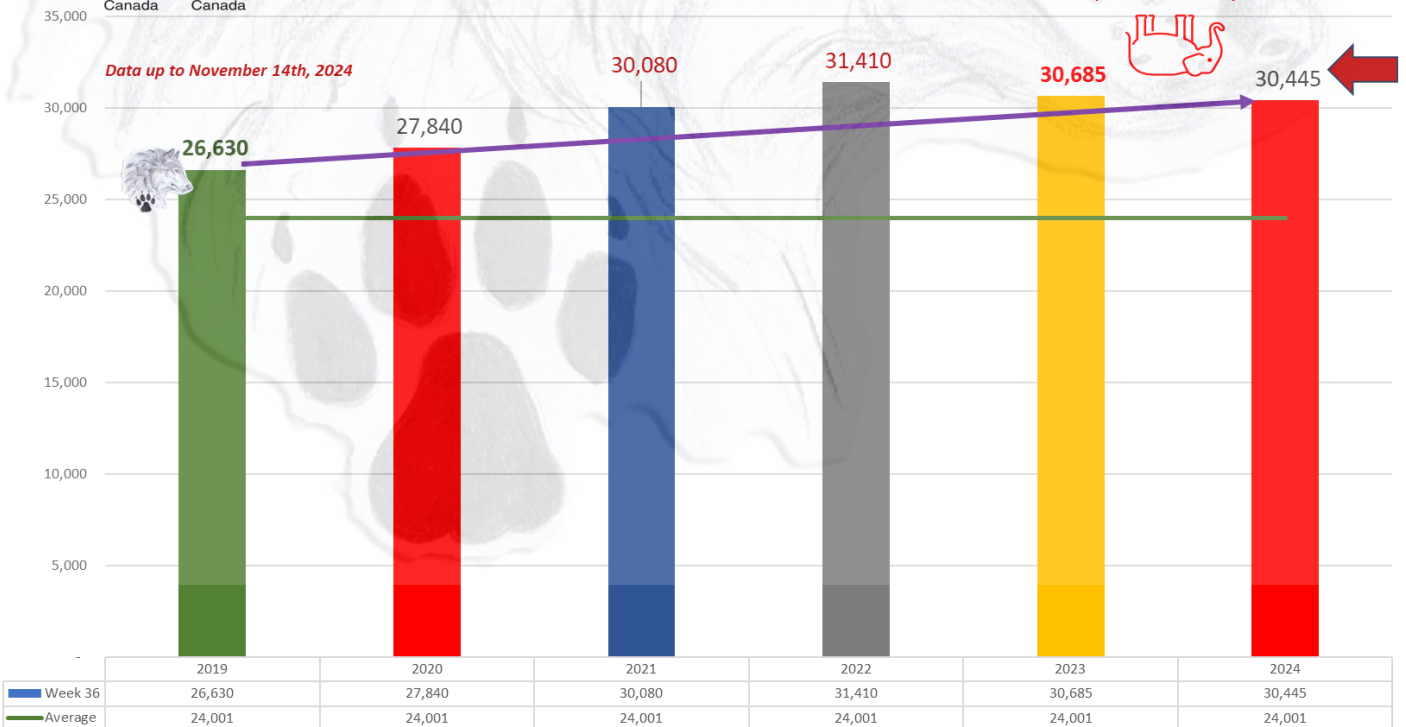
## Change in All Cause Mortality 2015-2023 - British Columbia

<https://www150.statcan.gc.ca/n1/pub/71-607-x/71-607-x2021028-eng.htm>



## British Columbia Deaths Year on Year - Week 36

*Data for 2022 and 2023 are still being updated and are expected to rise.*



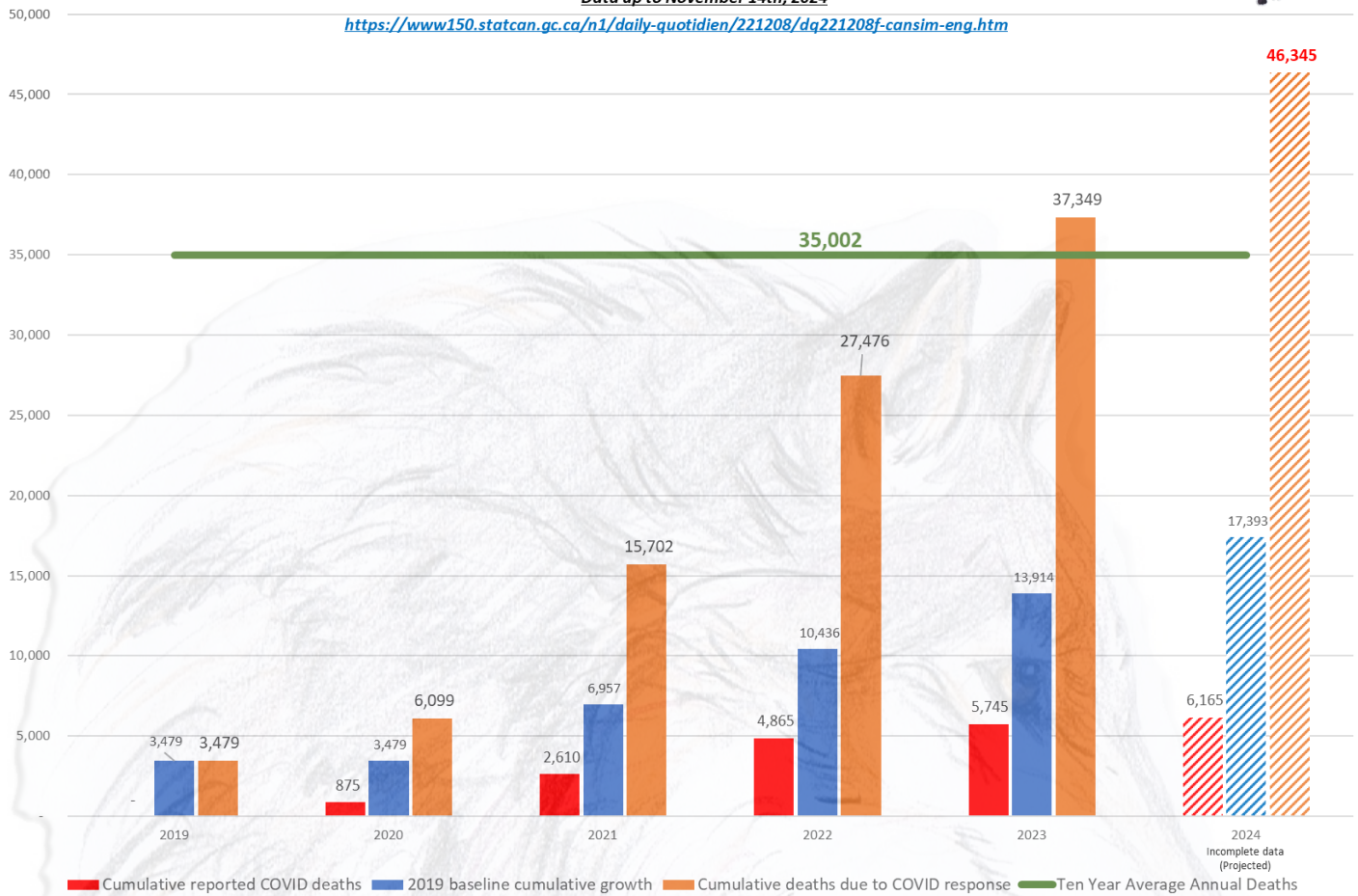


British Columbia Cumulative Excess Deaths (Over 10 Year Annual Average (2010-2019))

Expected (based on 2019 baseline) vs. Actual.

Data up to November 14th, 2024

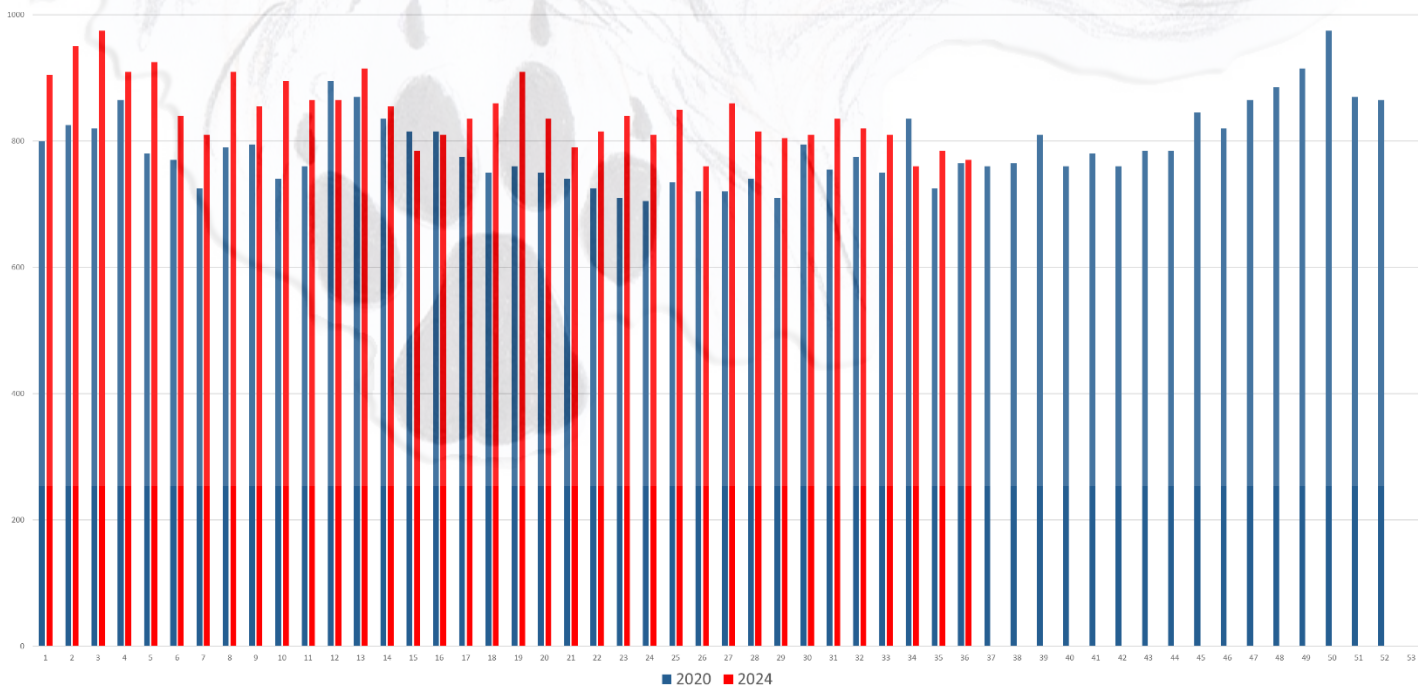
<https://www150.statcan.gc.ca/n1/daily-quotidien/221208/dq221208f-cansim-eng.htm>



Weekly All Cause Deaths reported in Alberta - 2020 vs. 2024 by Week (note that 2024 numbers will increase over time due to lagging in reporting)

Data up to November 14th, 2024

<https://www150.statcan.gc.ca/n1/pub/71-607-x/71-607-x2021028-eng.htm>





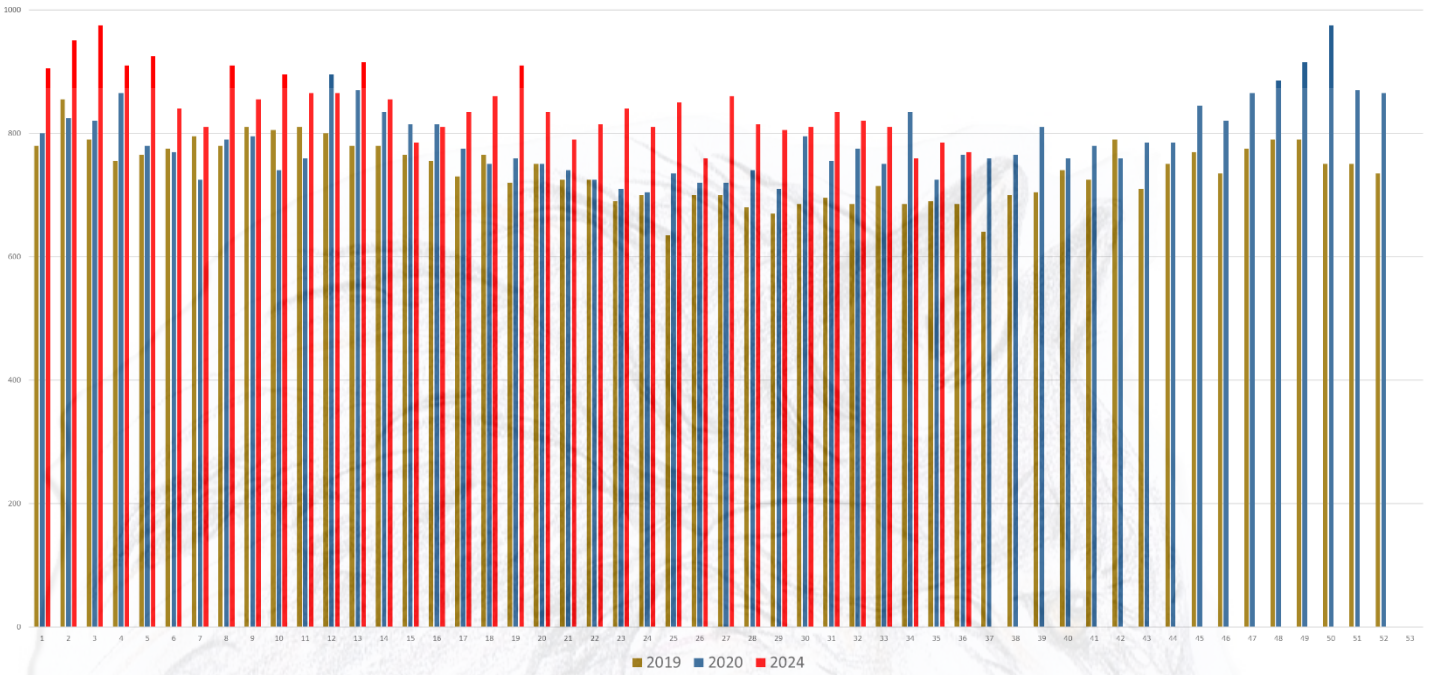


Statistics Canada / Statistique Canada

Data up to November 14th, 2024

Weekly All Cause Deaths reported in Alberta - 2019/2020 vs. 2024 by Week  
(note that 2024 numbers will increase over time due to lagging in reporting)

<https://www150.statcan.gc.ca/n1/pub/71-607-x/71-607-x2021028-eng.htm>

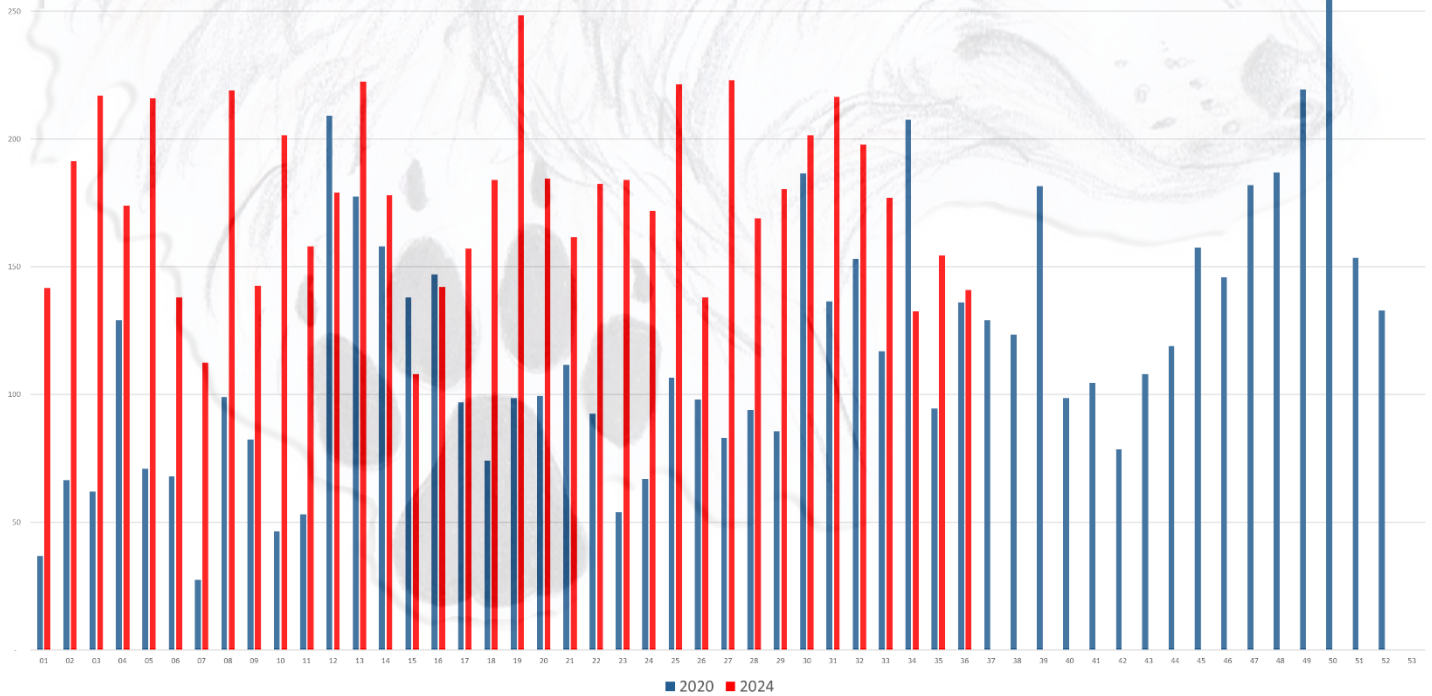


Statistics Canada / Statistique Canada

Data up to November 14th, 2024

Weekly Excess Deaths (over 10 year average) reported in British Columbia - 2020 vs. 2024 by Week  
(note that 2024 numbers will increase over time due to lagging in reporting)

<https://www150.statcan.gc.ca/n1/pub/71-607-x/71-607-x2021028-eng.htm>



# ALL-CAUSE MORTALITY DATA – SASKATCHEWAN

Stats Canada Data as of November 14th, 2024

Why do we no longer see data on 'By Vaccine Status' or 'Co-Morbidities'?

<https://www150.statcan.gc.ca/n1/daily-quotidien/221208/dq221208f-cansim-eng.htm>

Data up to November 14th, 2024

## Saskatchewan

| Week | 2010 | 2011 | 2012 | 2013 | 2014 | 2015 | 2016 | 2017 | 2018 | 2019 | 2020 | 2021 | 2022 | 2023 | 2024 | Increase |
|------|------|------|------|------|------|------|------|------|------|------|------|------|------|------|------|----------|
| 01   |      | 185  | 180  | 205  | 215  | 250  | 185  | 215  | 235  | 220  | 215  | 200  | 225  | 270  | 240  | 25       |
| 02   | 195  | 190  | 185  | 220  | 230  | 215  | 210  | 255  | 225  | 195  | 225  | 250  | 225  | 195  | 235  | 10       |
| 03   | 205  | 185  | 185  | 190  | 170  | 235  | 180  | 210  | 205  | 195  | 225  | 250  | 240  | 230  | 265  | 40       |
| 04   | 185  | 205  | 185  | 200  | 195  | 215  | 195  | 195  | 205  | 190  | 195  | 250  | 225  | 220  | 225  | 30       |
| 05   | 190  | 215  | 185  | 215  | 165  | 185  | 190  | 180  | 195  | 200  | 185  | 250  | 245  | 220  | 235  | 50       |
| 06   | 185  | 170  | 170  | 190  | 175  | 180  | 185  | 215  | 200  | 190  | 175  | 260  | 230  | 235  | 210  | 35       |
| 07   | 145  | 170  | 180  | 180  | 215  | 205  | 165  | 200  | 200  | 185  | 155  | 205  | 255  | 230  | 205  | 50       |
| 08   | 150  | 185  | 180  | 175  | 170  | 180  | 190  | 205  | 195  | 195  | 190  | 210  | 245  | 190  | 230  | 40       |
| 09   | 155  | 185  | 185  | 215  | 175  | 210  | 205  | 185  | 185  | 190  | 190  | 215  | 250  | 200  | 220  | 30       |
| 10   | 185  | 175  | 175  | 195  | 175  | 215  | 190  | 185  | 205  | 200  | 220  | 230  | 220  | 210  | 195  | - 25     |
| 11   | 180  | 190  | 170  | 200  | 175  | 175  | 185  | 205  | 175  | 180  | 185  | 195  | 235  | 205  | 210  | 25       |
| 12   | 175  | 195  | 190  | 180  | 180  | 175  | 200  | 200  | 210  | 160  | 180  | 215  | 235  | 200  | 175  | - 5      |
| 13   | 200  | 175  | 180  | 175  | 195  | 180  | 195  | 200  | 195  | 195  | 205  | 180  | 205  | 200  | 205  | -        |
| 14   | 200  | 185  | 190  | 195  | 170  | 160  | 205  | 180  | 200  | 170  | 195  | 195  | 205  | 200  | 215  | 20       |
| 15   | 175  | 180  | 170  | 185  | 185  | 170  | 180  | 180  | 200  | 170  | 185  | 180  | 230  | 170  | 195  | 10       |
| 16   | 185  | 175  | 165  | 180  | 165  | 170  | 200  | 165  | 160  | 175  | 185  | 180  | 170  | 200  | 195  | 10       |
| 17   | 165  | 180  | 145  | 165  | 175  | 170  | 160  | 175  | 165  | 165  | 190  | 195  | 205  | 220  | 195  | 5        |
| 18   | 160  | 175  | 185  | 160  | 180  | 185  | 175  | 170  | 190  | 175  | 205  | 230  | 200  | 215  | 205  | -        |
| 19   | 190  | 190  | 180  | 160  | 175  | 190  | 210  | 150  | 190  | 180  | 185  | 200  | 230  | 190  | 230  | 45       |
| 20   | 165  | 165  | 170  | 195  | 220  | 170  | 170  | 165  | 170  | 145  | 135  | 210  | 220  | 165  | 215  | 80       |
| 21   | 170  | 185  | 145  | 170  | 190  | 170  | 170  | 145  | 180  | 185  | 175  | 200  | 200  | 195  | 200  | 25       |
| 22   | 145  | 140  | 160  | 140  | 170  | 210  | 165  | 200  | 145  | 170  | 180  | 200  | 225  | 160  | 180  | -        |
| 23   | 180  | 190  | 175  | 130  | 170  | 175  | 145  | 185  | 170  | 190  | 180  | 200  | 225  | 185  | 185  | 5        |
| 24   | 150  | 180  | 180  | 140  | 180  | 155  | 185  | 150  | 165  | 200  | 170  | 200  | 205  | 185  | 195  | 25       |
| 25   | 160  | 180  | 150  | 185  | 180  | 160  | 150  | 170  | 200  | 165  | 200  | 200  | 170  | 195  | 185  | - 15     |
| 26   | 175  | 165  | 165  | 180  | 180  | 150  | 155  | 180  | 170  | 165  | 200  | 180  | 180  | 200  | 195  | - 5      |
| 27   | 170  | 170  | 165  | 170  | 175  | 165  | 170  | 165  | 180  | 180  | 185  | 170  | 175  | 200  | 220  | 35       |
| 28   | 185  | 165  | 170  | 185  | 160  | 175  | 190  | 160  | 155  | 185  | 195  | 205  | 200  | 225  | 205  | 10       |
| 29   | 170  | 170  | 170  | 165  | 150  | 155  | 140  | 130  | 150  | 180  | 205  | 185  | 185  | 210  | 235  | 30       |
| 30   | 175  | 175  | 175  | 165  | 165  | 185  | 140  | 170  | 160  | 180  | 160  | 175  | 215  | 215  | 200  | 40       |
| 31   | 160  | 170  | 160  | 155  | 160  | 180  | 165  | 180  | 180  | 185  | 190  | 165  | 215  | 185  | 210  | 20       |
| 32   | 160  | 170  | 185  | 155  | 165  | 150  | 165  | 175  | 175  | 170  | 210  | 205  | 215  | 190  | 215  | 5        |
| 33   | 165  | 170  | 185  | 170  | 160  | 180  | 170  | 155  | 180  | 175  | 195  | 205  | 210  | 195  |      |          |
| 34   | 155  | 165  | 180  | 175  | 180  | 160  | 180  | 200  | 175  | 195  | 165  | 215  | 210  | 230  |      |          |
| 35   | 155  | 180  | 175  | 190  | 185  | 180  | 185  | 160  | 185  | 165  | 200  | 215  | 215  | 205  |      |          |
| 36   | 170  | 165  | 165  | 170  | 165  | 180  | 190  | 165  | 205  | 160  | 175  | 205  | 190  | 190  |      |          |
| 37   | 160  | 180  | 170  | 155  | 185  | 155  | 160  | 170  | 185  | 170  | 210  | 210  | 200  | 195  |      |          |
| 38   | 165  | 160  | 190  | 175  | 175  | 150  | 200  | 170  | 180  | 175  | 180  | 220  | 210  | 225  |      |          |
| 39   | 185  | 175  | 180  | 195  | 155  | 175  | 180  | 205  | 190  | 185  | 200  | 255  | 210  | 195  |      |          |
| 40   | 195  | 200  | 175  | 190  | 165  | 175  | 170  | 180  | 190  | 190  | 185  | 255  | 215  | 225  |      |          |
| 41   | 180  | 175  | 165  | 185  | 205  | 185  | 195  | 180  | 190  | 170  | 200  | 245  | 235  | 225  |      |          |
| 42   | 165  | 165  | 180  | 180  | 180  | 195  | 180  | 200  | 200  | 185  | 200  | 240  | 220  | 215  |      |          |
| 43   | 190  | 175  | 185  | 165  | 190  | 170  | 150  | 180  | 180  | 195  | 215  | 250  | 245  | 215  |      |          |
| 44   | 180  | 205  | 160  | 205  | 175  | 210  | 170  | 195  | 190  | 180  | 205  | 210  | 230  | 220  |      |          |
| 45   | 195  | 180  | 205  | 190  | 160  | 165  | 190  | 185  | 180  | 185  | 210  | 235  | 220  | 275  |      |          |
| 46   | 190  | 185  | 165  | 190  | 190  | 205  | 165  | 175  | 205  | 185  | 210  | 205  | 225  | 225  |      |          |
| 47   | 195  | 165  | 175  | 195  | 190  | 180  | 175  | 175  | 190  | 165  | 215  | 210  | 245  | 220  |      |          |
| 48   | 175  | 150  | 190  | 180  | 190  | 155  | 185  | 180  | 185  | 180  | 190  | 215  | 245  | 260  |      |          |
| 49   | 195  | 185  | 205  | 195  | 195  | 175  | 180  | 195  | 190  | 215  | 230  | 205  | 240  | 235  |      |          |
| 50   | 180  | 180  | 205  | 180  | 160  | 190  | 210  | 185  | 190  | 200  | 220  | 205  | 265  | 235  |      |          |
| 51   | 205  | 180  | 160  | 180  | 195  | 200  | 180  | 180  | 170  | 185  | 230  | 200  | 220  | 235  |      |          |
| 52   | 195  | 175  | 205  | 195  | 215  | 175  | 235  | 200  | 220  | 210  | 260  | 230  | 225  | 225  |      |          |
| 53   |      | 185  |      |      |      |      | 225  |      |      |      |      |      | 270  |      |      |          |

Total 8,985 9,435 9,175 9,380 9,365 9,425 9,590 9,480 9,715 9,500 10,170 11,015 11,650 10,955 6,725 650

<https://www150.statcan.gc.ca/n1/daily-quotidien/221208/dq221208f-cansim-eng.htm>

First 32 W 5,390 5,735 5,555 5,720 5,750 5,865 5,715 5,845 5,935 5,830 6,075 6,585 6,905 6,510 6,725 650





Statistics Canada

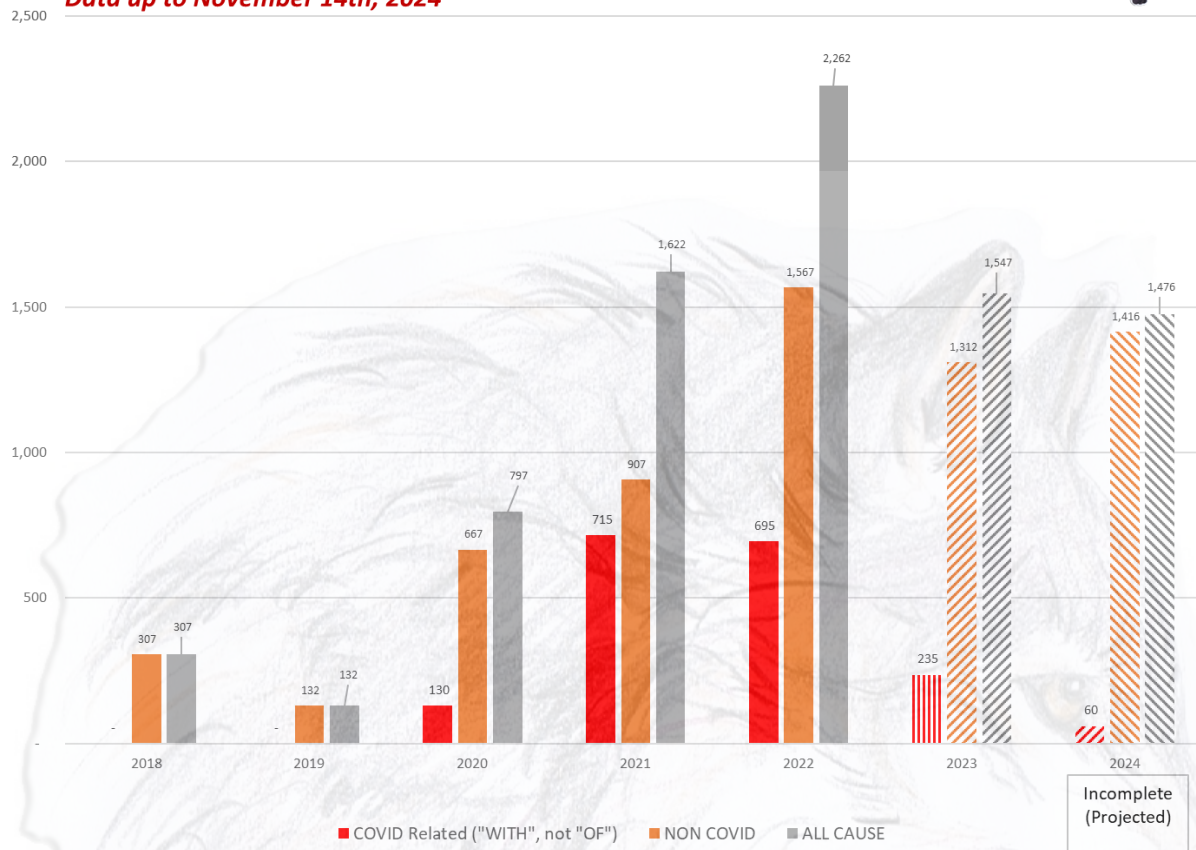
Statistique Canada

### Saskatchewan Excess Deaths (Over 10 Year Average (2010-2019))

<https://www150.statcan.gc.ca/n1/daily-quotidien/221208/dq221208f-cansim-eng.htm>



**Data up to November 14th, 2024**



Statistics Canada

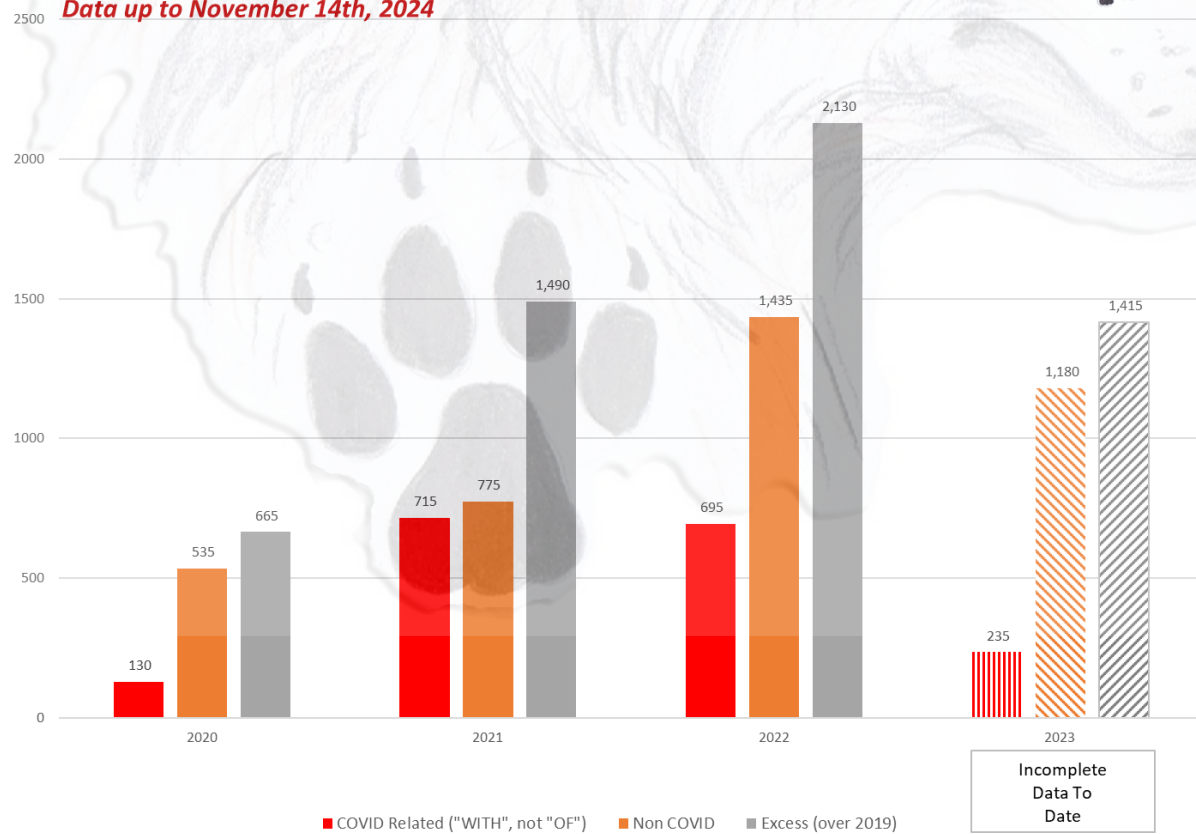
Statistique Canada

### Saskatchewan Excess Deaths (Over 2019 baseline)

<https://www150.statcan.gc.ca/n1/daily-quotidien/221208/dq221208f-cansim-eng.htm>



**Data up to November 14th, 2024**





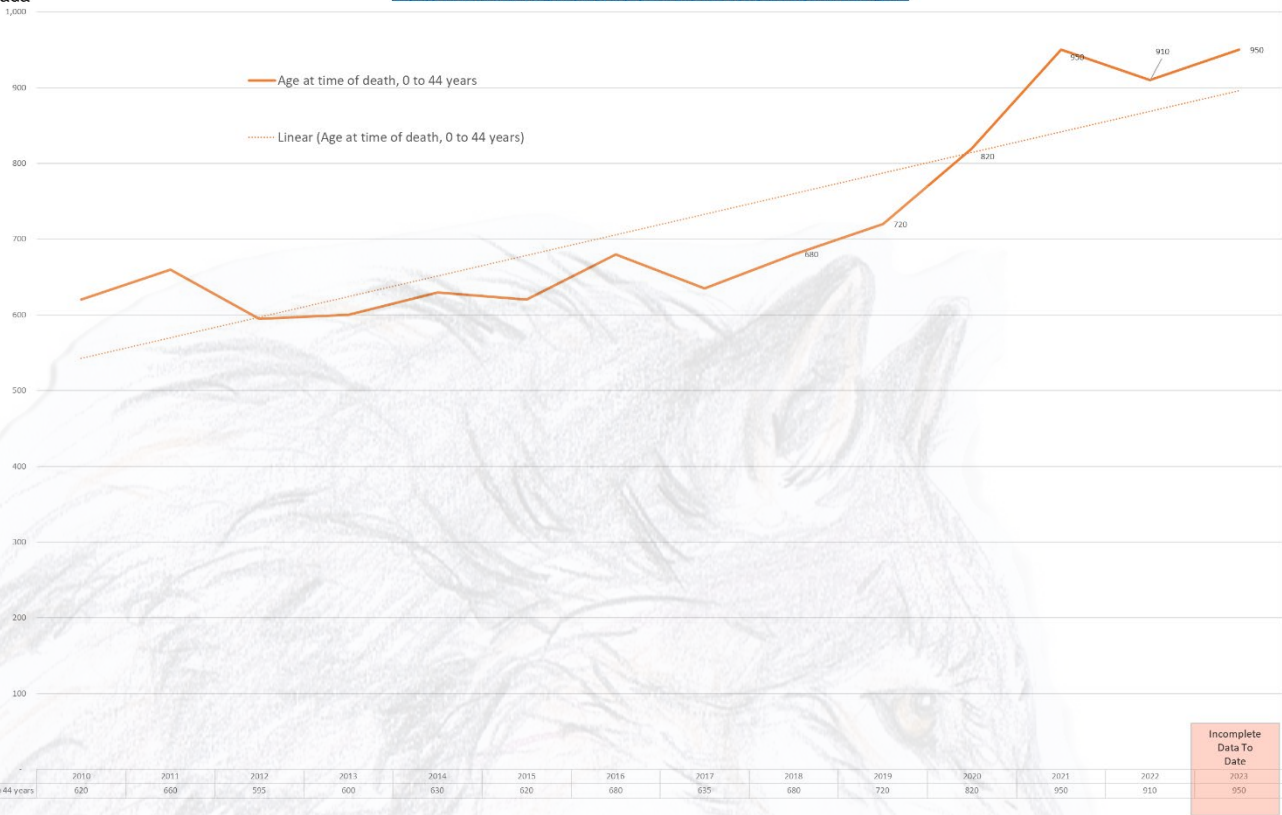
Statistics Canada

Statistique Canada

# Saskatchewan All Cause Mortality

<https://www150.statcan.gc.ca/n1/daily-quotidien/221208/dq221208f-cansim-eng.htm>

Data up to November 14th, 2024



Incomplete Data To Date  
2023: 950



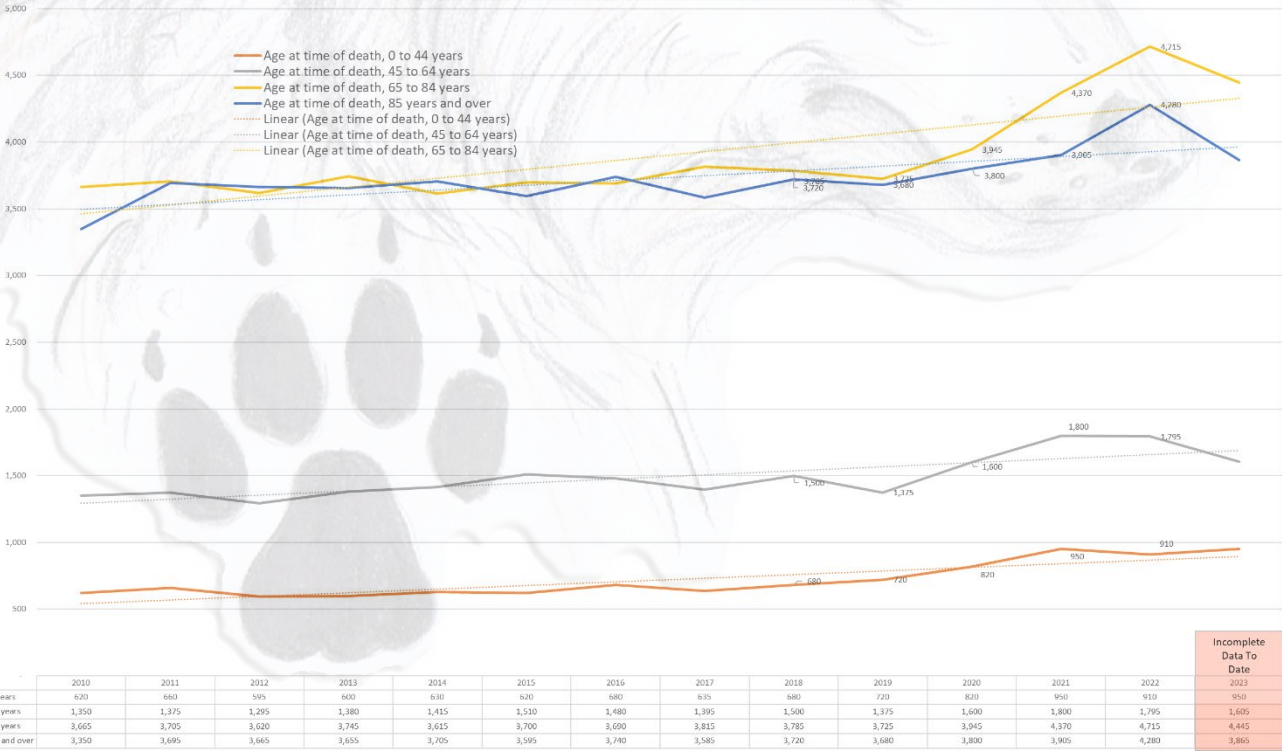
Statistics Canada

Statistique Canada

# Saskatchewan All Cause Mortality

<https://www150.statcan.gc.ca/n1/daily-quotidien/221208/dq221208f-cansim-eng.htm>

Data up to November 14th, 2024



Incomplete Data To Date  
2023: 950, 1,605, 4,415, 3,865





### Saskatchewan Cumulative Excess Deaths (Over 10 Year Annual Average (2010-2019))

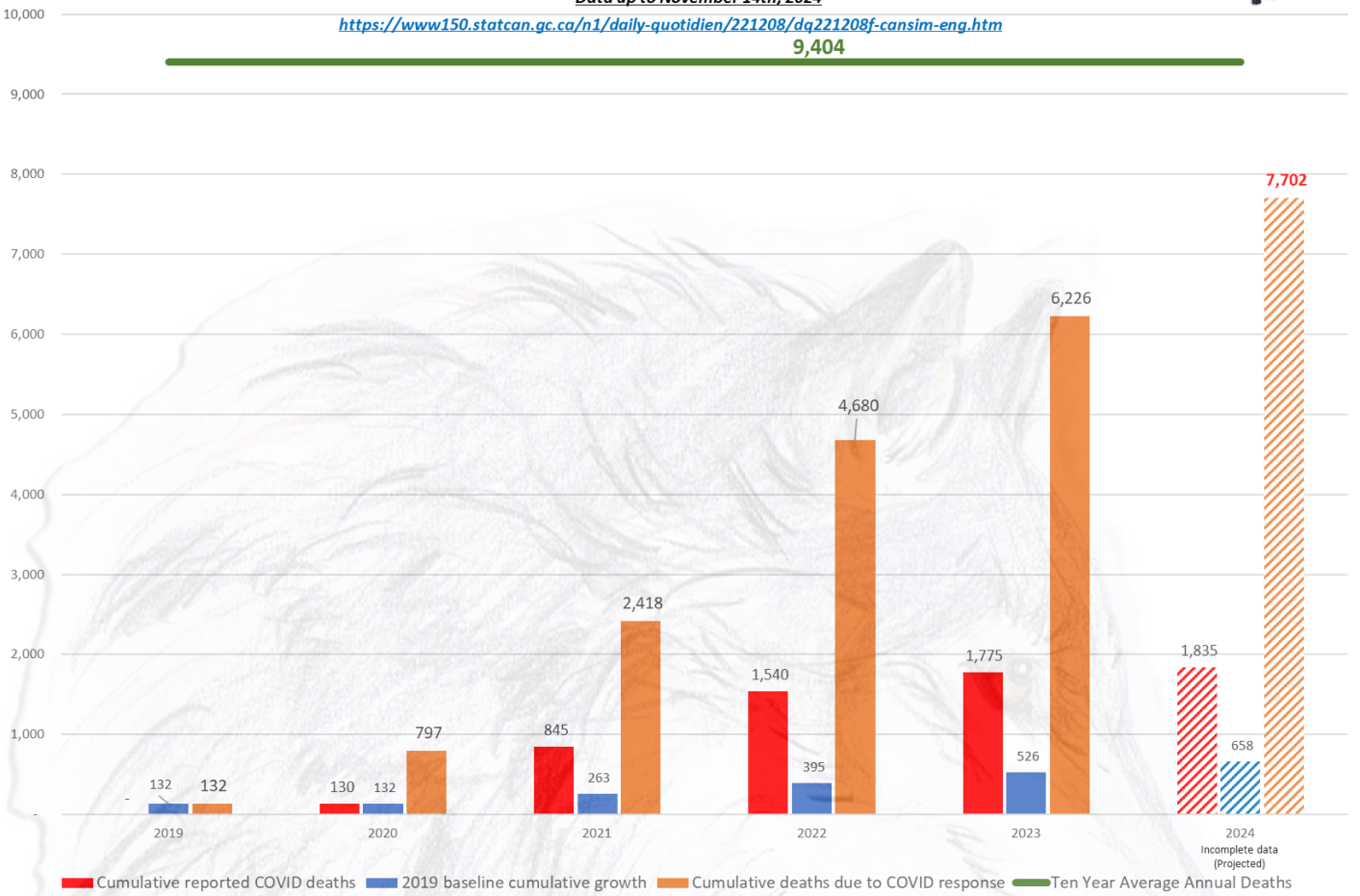
*Expected (based on 2019 baseline) vs. Actual.*

*Data up to November 14th, 2024*

<https://www150.statcan.gc.ca/n1/daily-quotidien/221208/dq221208f-cansim-eng.htm>



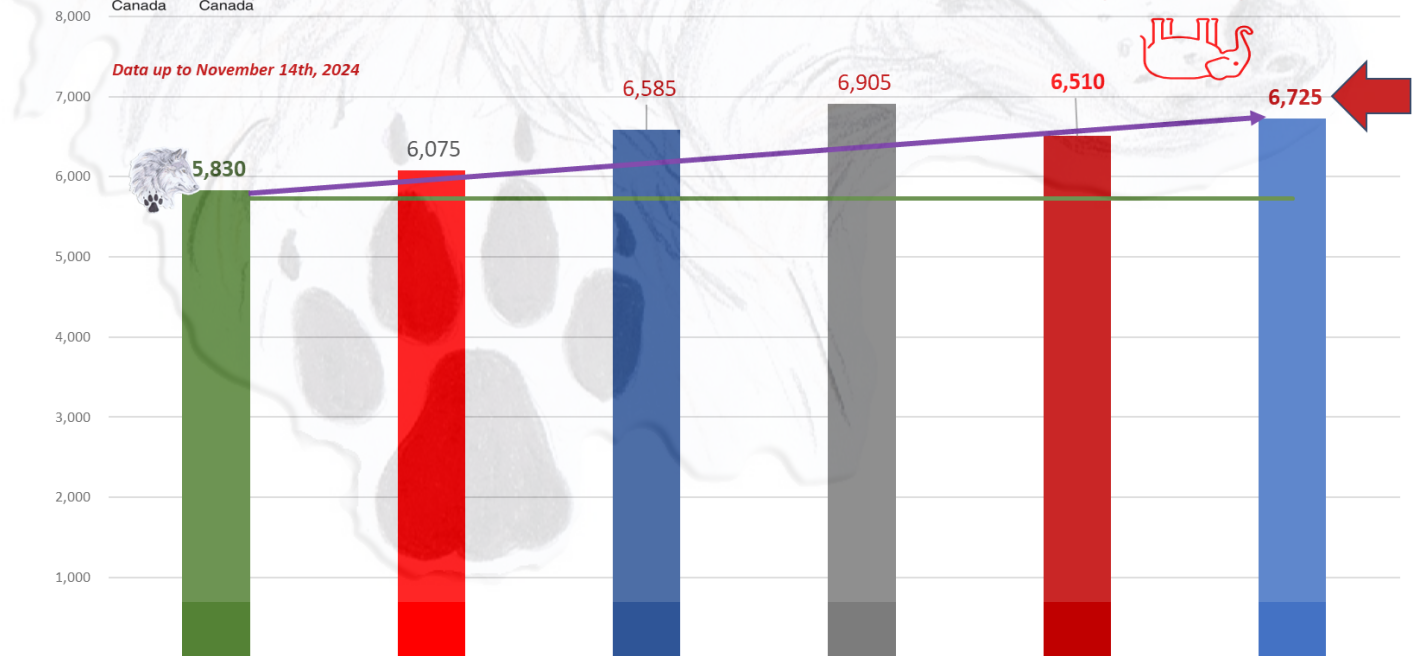
9,404



### Saskatchewan Deaths Year on Year - Week 32

*Data for 2022 - 2024 are still being updated and are expected to rise.*

*Data up to November 14th, 2024*



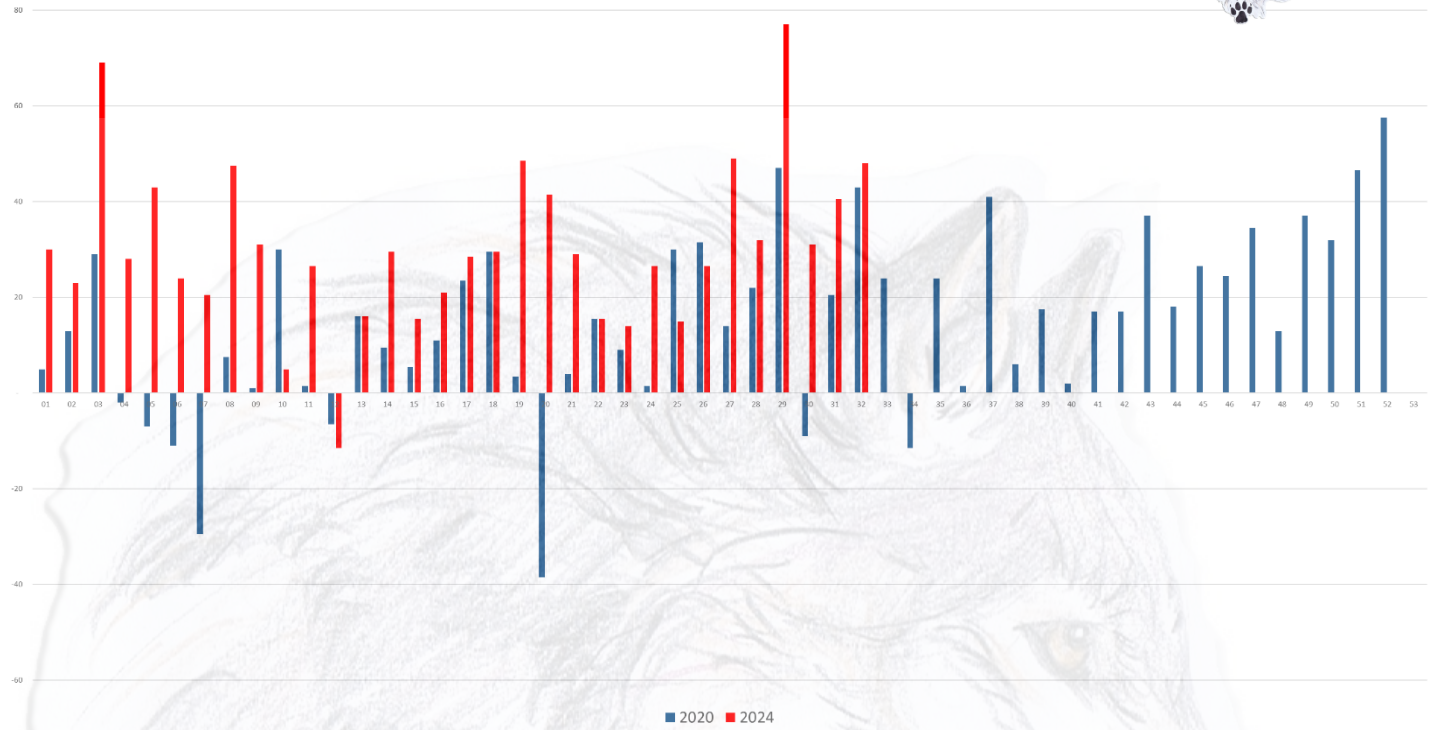


Statistics Canada / Statistique Canada

Data up to November 14th, 2024

Weekly Excess Deaths (over 10 year average) reported in SK - 2020 vs. 2024  
(note that 2024 numbers will increase over time due to lagging in reporting)

<https://www150.statcan.gc.ca/n1/pub/71-607-x/71-607-x2021028-eng.htm>

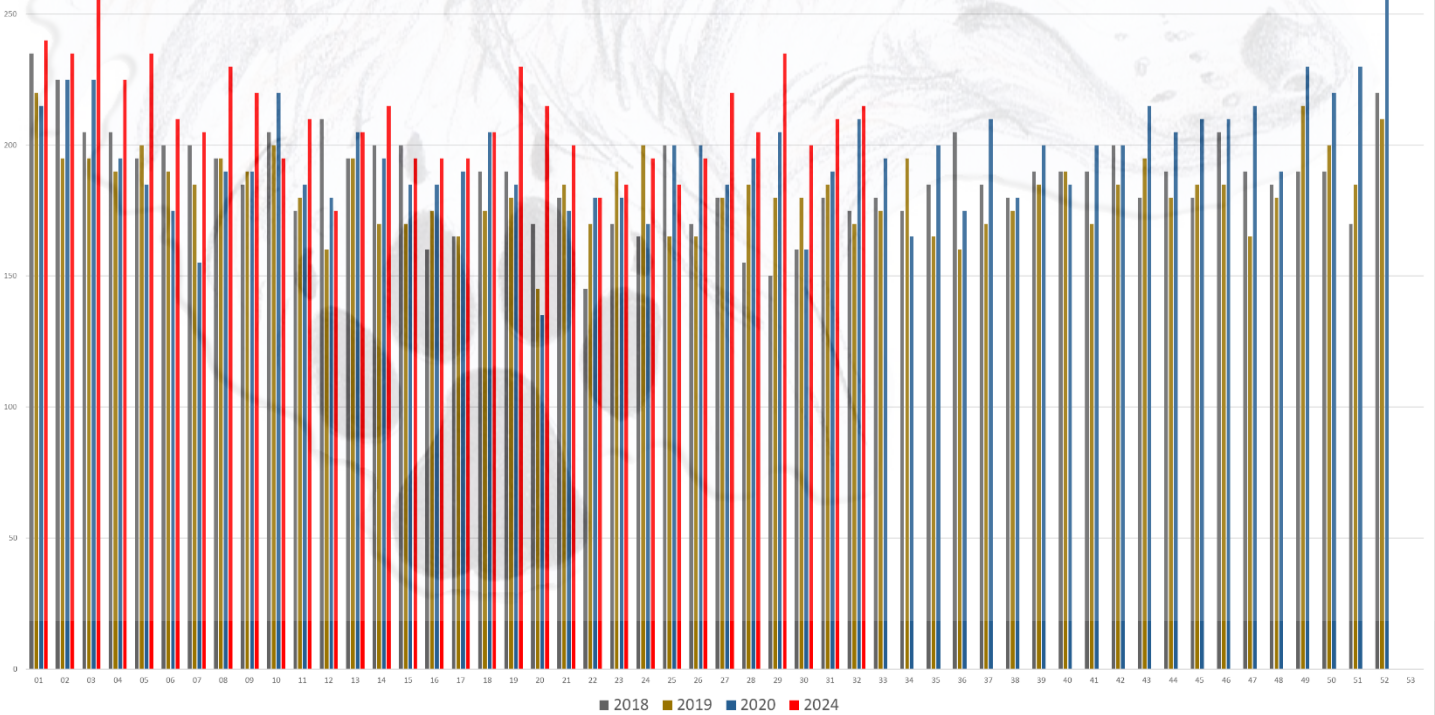


Statistics Canada / Statistique Canada

Data up to November 14th, 2024

Weekly All Cause Deaths reported in SK - 2018, 2019, 2020 vs. 2024  
(note that 2024 numbers will increase over time due to lagging in reporting)

<https://www150.statcan.gc.ca/n1/pub/71-607-x/71-607-x2021028-eng.htm>





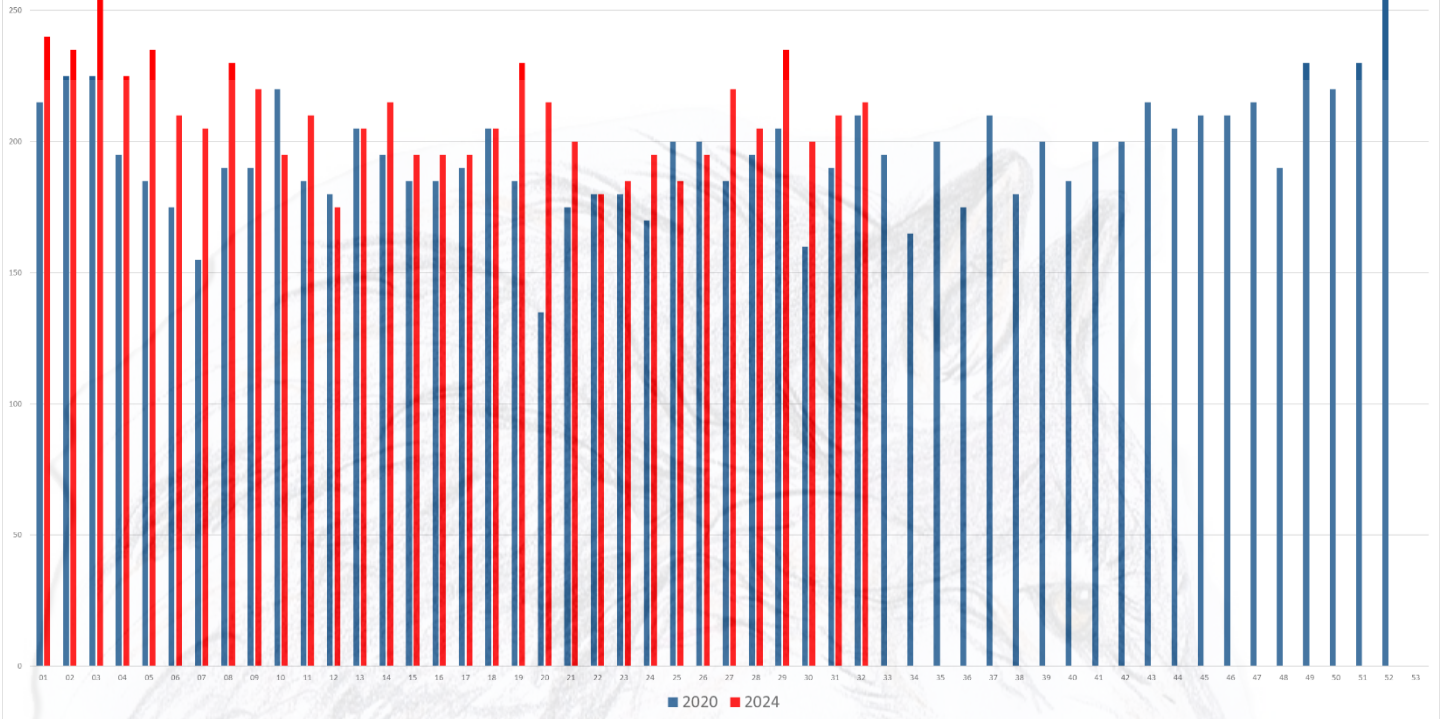


Statistics Canada / Statistique Canada

Weekly All Cause Deaths reported in SK - 2020 vs. 2024  
(note that 2024 numbers will increase over time due to lagging in reporting)

Data up to November 14th, 2024

<https://www150.statcan.gc.ca/n1/pub/71-607-x/71-607-x2021028-eng.htm>



# ALL-CAUSE MORTALITY DATA – MANITOBA

Stats Canada Data as of November 14th, 2024

Why do we no longer see data on 'By Vaccine Status' or 'Co-Morbidities'?

<https://www150.statcan.gc.ca/n1/daily-quotidien/221208/dq221208f-cansim-eng.htm>

Data up to November 14th, 2024

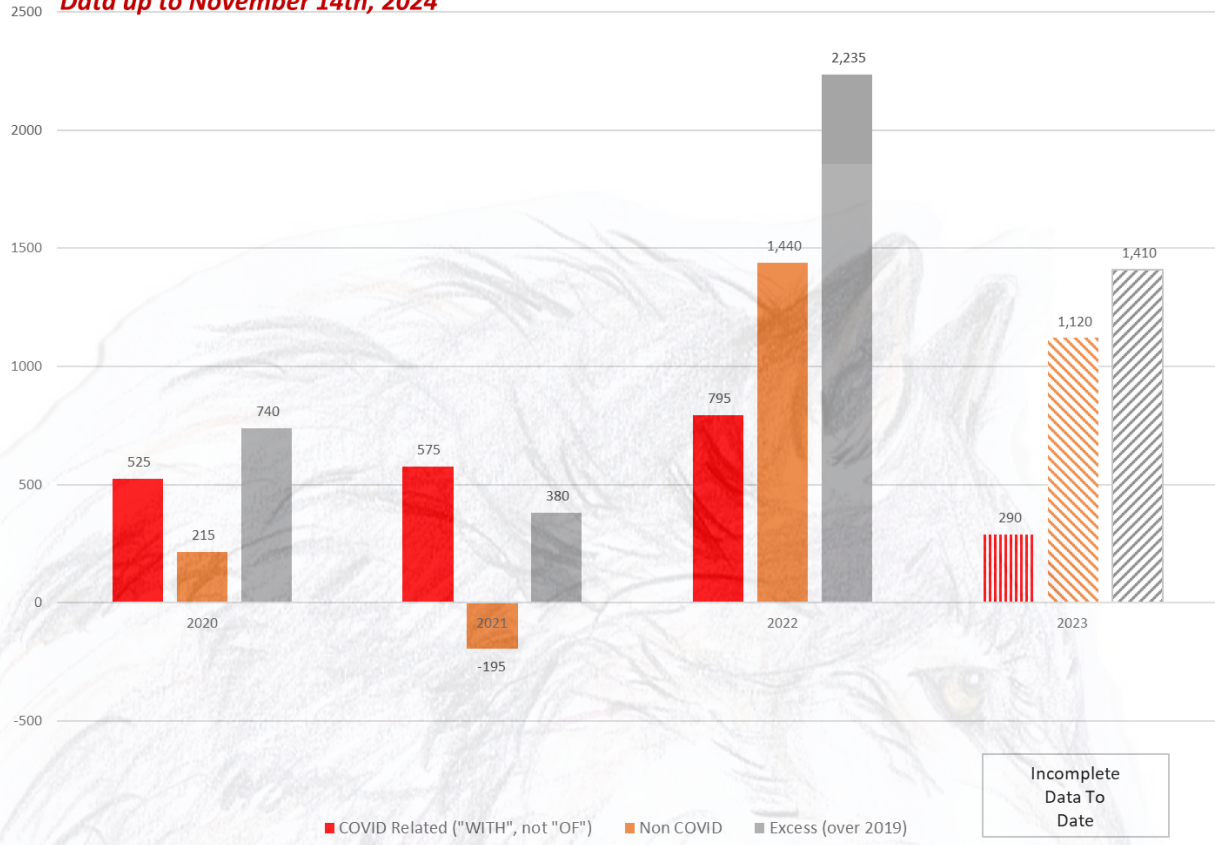
## Manitoba

| Week         | 2010  | 2011          | 2012          | 2013          | 2014          | 2015          | 2016          | 2017          | 2018          | 2019          | 2020          | 2021          | 2022          | 2023          | 2024       | Increase |
|--------------|---|---------------|---------------|---------------|---------------|---------------|---------------|---------------|---------------|---------------|---------------|---------------|---------------|---------------|------------|----------|
| 01           |   | 220           | 200           | 250           | 200           | 235           | 205           | 225           | 280           | 235           | 255           | 245           | 255           | 295           | 310        | 75       |
| 02           | 210   | 270           | 190           | 215           | 245           | 330           | 190           | 255           | 270           | 250           | 260           | 245           | 280           | 260           | 285        | 35       |
| 03           | 200   | 220           | 215           | 220           | 220           | 280           | 215           | 215           | 270           | 205           | 280           | 215           | 350           | 230           | 305        | 100      |
| 04           | 185   | 220           | 235           | 235           | 225           | 275           | 185           | 230           | 230           | 220           | 235           | 245           | 325           | 255           | 265        | 45       |
| 05           | 190   | 220           | 200           | 245           | 225           | 215           | 215           | 245           | 235           | 220           | 235           | 250           | 300           | 285           | 255        | 35       |
| 06           | 185   | 195           | 180           | 225           | 210           | 210           | 235           | 250           | 205           | 215           | 225           | 240           | 310           | 250           | 260        | 45       |
| 07           | 200   | 190           | 200           | 205           | 200           | 215           | 205           | 215           | 255           | 205           | 180           | 220           | 270           | 240           | 235        | 30       |
| 08           | 180   | 195           | 190           | 180           | 215           | 235           | 190           | 215           | 245           | 235           | 220           | 210           | 260           | 215           | 240        | 5        |
| 09           | 205   | 210           | 195           | 185           | 210           | 225           | 220           | 245           | 240           | 220           | 220           | 245           | 235           | 250           | 255        | 35       |
| 10           | 185   | 200           | 195           | 190           | 225           | 225           | 240           | 250           | 240           | 200           | 210           | 225           | 245           | 255           | 225        | 25       |
| 11           | 195   | 230           | 170           | 185           | 225           | 190           | 240           | 205           | 220           | 225           | 230           | 220           | 250           | 200           | 220        | 5        |
| 12           | 170   | 225           | 200           | 165           | 205           | 190           | 240           | 220           | 185           | 220           | 220           | 200           | 240           | 260           | 255        | 35       |
| 13           | 190   | 200           | 195           | 185           | 235           | 215           | 225           | 195           | 215           | 205           | 205           | 200           | 235           | 245           | 210        | 5        |
| 14           | 195   | 205           | 200           | 195           | 205           | 210           | 210           | 235           | 215           | 235           | 225           | 195           | 235           | 215           | 265        | 30       |
| 15           | 210   | 180           | 210           | 250           | 205           | 215           | 215           | 235           | 205           | 225           | 205           | 200           | 240           | 220           | 250        | 25       |
| 16           | 195   | 195           | 180           | 195           | 205           | 225           | 210           | 210           | 190           | 220           | 240           | 200           | 255           | 245           | 240        | 20       |
| 17           | 210   | 185           | 180           | 220           | 200           | 180           | 200           | 215           | 210           | 225           | 210           | 190           | 250           | 255           | 255        | 30       |
| 18           | 200   | 200           | 200           | 200           | 210           | 205           | 200           | 235           | 210           | 200           | 240           | 200           | 275           | 210           | 230        | 30       |
| 19           | 195   | 205           | 170           | 165           | 190           | 215           | 195           | 210           | 190           | 205           | 200           | 235           | 265           | 205           | 230        | 25       |
| 20           | 195   | 200           | 205           | 185           | 195           | 235           | 170           | 200           | 190           | 230           | 230           | 225           | 240           | 205           | 240        | 10       |
| 21           | 190   | 190           | 180           | 170           | 205           | 205           | 185           | 210           | 225           | 205           | 190           | 225           | 240           | 230           | 225        | 20       |
| 22           | 175   | 180           | 230           | 185           | 200           | 170           | 195           | 195           | 185           | 200           | 185           | 215           | 240           | 230           | 225        | 25       |
| 23           | 190   | 190           | 180           | 205           | 215           | 180           | 185           | 185           | 210           | 230           | 205           | 260           | 215           | 200           | 225        | 5        |
| 24           | 185   | 175           | 190           | 180           | 195           | 165           | 190           | 195           | 185           | 180           | 190           | 210           | 235           | 250           | 240        | 60       |
| 25           | 185   | 195           | 175           | 205           | 185           | 185           | 215           | 160           | 200           | 210           | 205           | 235           | 255           | 250           | 200        | 10       |
| 26           | 165   | 190           | 175           | 195           | 190           | 225           | 200           | 215           | 190           | 210           | 220           | 205           | 205           | 200           | 225        | 15       |
| 27           | 175   | 180           | 190           | 195           | 200           | 210           | 185           | 190           | 175           | 180           | 190           | 175           | 200           | 225           | 245        | 65       |
| 28           | 180   | 185           | 175           | 160           | 180           | 185           | 205           | 190           | 205           | 215           | 215           | 190           | 235           | 195           | 205        | 10       |
| 29           | 180   | 220           | 185           | 180           | 190           | 190           | 205           | 205           | 195           | 175           | 215           | 220           | 205           | 205           | 250        | 75       |
| 30           | 185   | 220           | 165           | 165           | 180           | 195           | 185           | 205           | 190           | 215           | 200           | 195           | 215           | 245           | 225        | 10       |
| 31           | 170   | 165           | 190           | 165           | 185           | 200           | 175           | 200           | 170           | 195           | 200           | 230           | 205           | 225           | 245        | 50       |
| 32           | 180   | 215           | 185           | 200           | 165           | 150           | 195           | 200           | 185           | 210           | 205           | 220           | 220           | 230           | 235        | 25       |
| 33           | 185   | 180           | 170           | 170           | 160           | 185           | 175           | 190           | 205           | 200           | 245           | 230           | 215           | 200           | 195        | 5        |
| 34           | 160   | 205           | 200           | 185           | 195           | 180           | 205           | 185           | 195           | 200           | 215           | 230           | 235           | 215           | 200        | -        |
| 35           | 185   | 195           | 195           | 165           | 200           | 180           | 205           | 200           | 195           | 195           | 195           | 225           | 240           | 265           |            |          |
| 36           | 160   | 170           | 170           | 155           | 200           | 185           | 200           | 210           | 225           | 215           | 205           | 230           | 240           | 205           |            |          |
| 37           | 190   | 180           | 200           | 170           | 205           | 190           | 175           | 195           | 185           | 210           | 220           | 225           | 245           | 220           |            |          |
| 38           | 170   | 155           | 165           | 180           | 235           | 215           | 225           | 200           | 205           | 205           | 230           | 190           | 225           | 235           |            |          |
| 39           | 180   | 180           | 215           | 215           | 205           | 220           | 195           | 175           | 200           | 210           | 220           | 220           | 225           | 225           |            |          |
| 40           | 200   | 175           | 190           | 220           | 175           | 180           | 190           | 200           | 210           | 225           | 205           | 195           | 250           | 275           |            |          |
| 41           | 230   | 220           | 200           | 190           | 180           | 185           | 225           | 205           | 235           | 205           | 220           | 235           | 260           | 270           |            |          |
| 42           | 205   | 200           | 200           | 190           | 240           | 185           | 205           | 235           | 215           | 235           | 215           | 185           | 245           | 265           |            |          |
| 43           | 195   | 200           | 185           | 190           | 205           | 215           | 220           | 245           | 245           | 205           | 230           | 210           | 285           | 265           |            |          |
| 44           | 170   | 165           | 195           | 195           | 215           | 195           | 235           | 235           | 215           | 245           | 245           | 245           | 265           | 240           |            |          |
| 45           | 205   | 215           | 180           | 210           | 215           | 205           | 205           | 235           | 200           | 205           | 270           | 215           | 270           | 280           |            |          |
| 46           | 200   | 190           | 170           | 220           | 190           | 205           | 195           | 215           | 200           | 205           | 280           | 245           | 260           | 260           |            |          |
| 47           | 210   | 195           | 215           | 170           | 200           | 190           | 225           | 185           | 185           | 215           | 275           | 240           | 270           | 265           |            |          |
| 48           | 195   | 175           | 175           | 185           | 230           | 195           | 190           | 225           | 230           | 210           | 290           | 260           | 310           | 285           |            |          |
| 49           | 210   | 190           | 220           | 190           | 225           | 205           | 215           | 220           | 215           | 235           | 330           | 275           | 270           | 270           |            |          |
| 50           | 205   | 220           | 215           | 185           | 205           | 205           | 205           | 215           | 215           | 235           | 290           | 225           | 265           | 270           |            |          |
| 51           | 210   | 230           | 190           | 190           | 220           | 180           | 240           | 200           | 230           | 245           | 260           | 225           | 290           | 255           |            |          |
| 52           | 265   | 190           | 220           | 230           | 240           | 205           | 235           | 240           | 195           | 250           | 285           | 245           | 285           | 310           |            |          |
| 53           |   | 200           |               |               |               |               | 215           |               |               |               |               |               | 285           |               |            |          |
|              |   |               |               |               | 835           |               |               |               |               | 1030          |               |               |               |               |            |          |
| <b>Total</b> | <b>9,785</b>  | <b>10,500</b> | <b>10,000</b> | <b>10,105</b> | <b>10,680</b> | <b>10,690</b> | <b>10,905</b> | <b>11,065</b> | <b>11,015</b> | <b>11,170</b> | <b>11,870</b> | <b>11,535</b> | <b>13,420</b> | <b>12,555</b> | <b>950</b> |          |
|              | <a href="https://www150.statcan.gc.ca/n1/daily-quotidien/221208/dq221208f-cansim-eng.htm">https://www150.statcan.gc.ca/n1/daily-quotidien/221208/dq221208f-cansim-eng.htm</a> |               |               |               |               |               |               |               |               |               |               |               |               |               |            |          |
| First 29 W   | 6,200   | 6,855         | 6,500         | 6,655         | 6,895         | 7,150         | 6,905         | 7,230         | 7,215         | 7,220         | 7,405         | 7,445         | 8,435         | 7,895         | 8,170      | 950      |

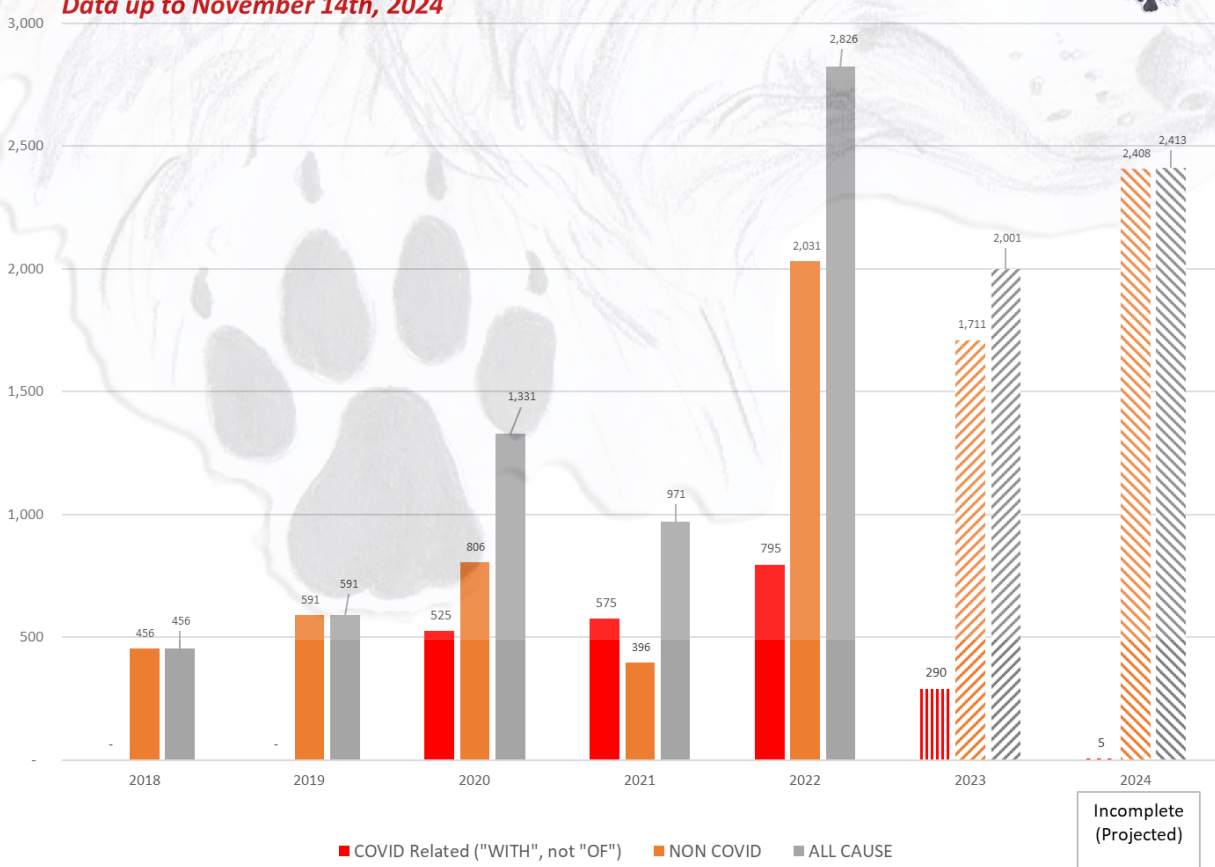




Data up to November 14th, 2024



Data up to November 14th, 2024





Statistics Canada

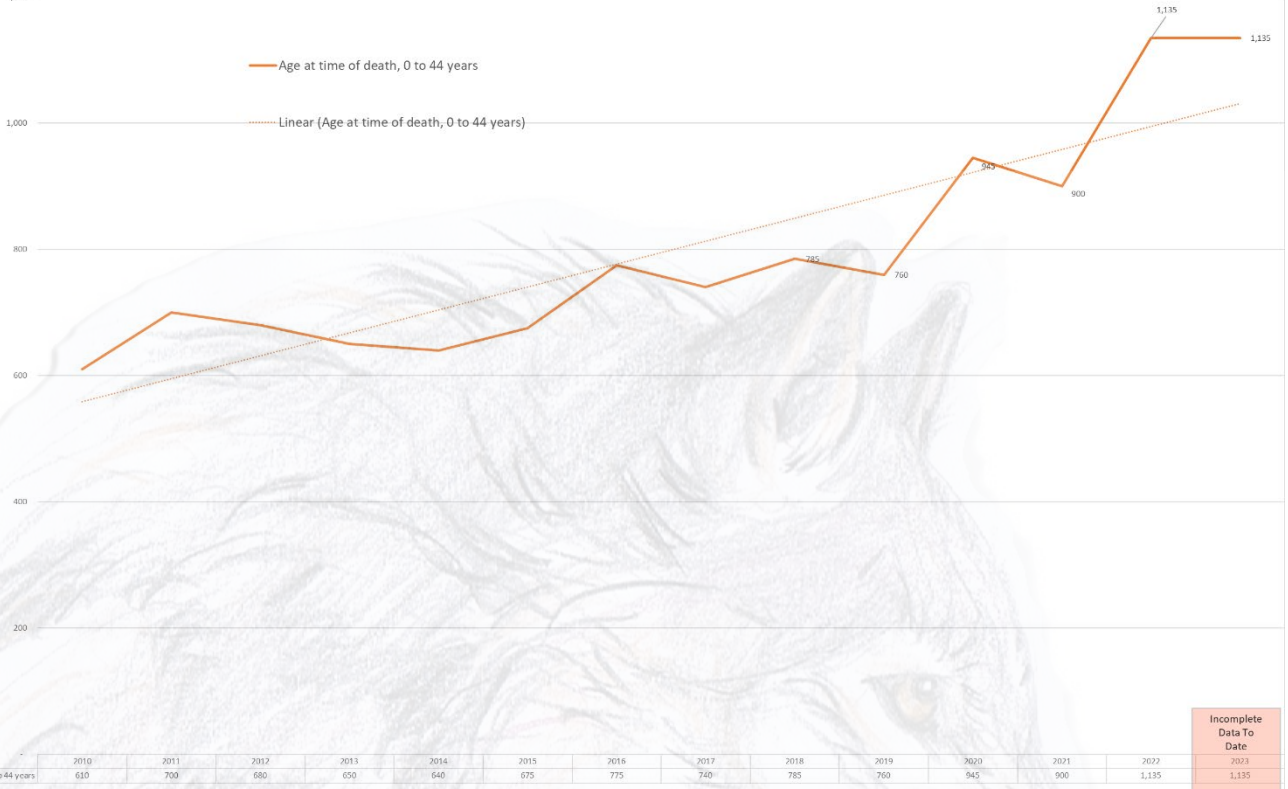
Statistique Canada

1,700

# Manitoba All Cause Mortality

<https://www150.statcan.gc.ca/n1/daily-quotidien/221208/dq221208f-cansim-eng.htm>

Data up to November 14th, 2024



Incomplete Data To Date  
2023  
1,135



Statistics Canada

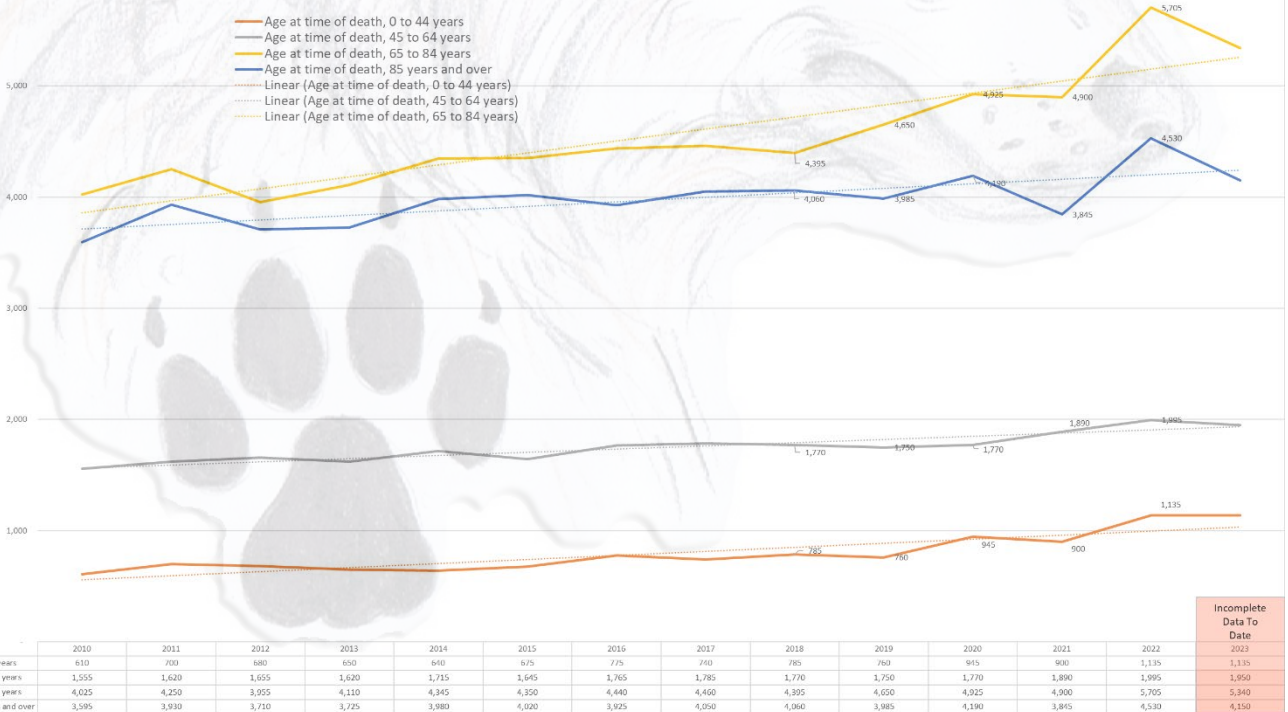
Statistique Canada

6,000

# Manitoba All Cause Mortality

<https://www150.statcan.gc.ca/n1/daily-quotidien/221208/dq221208f-cansim-eng.htm>

Data up to November 14th, 2024



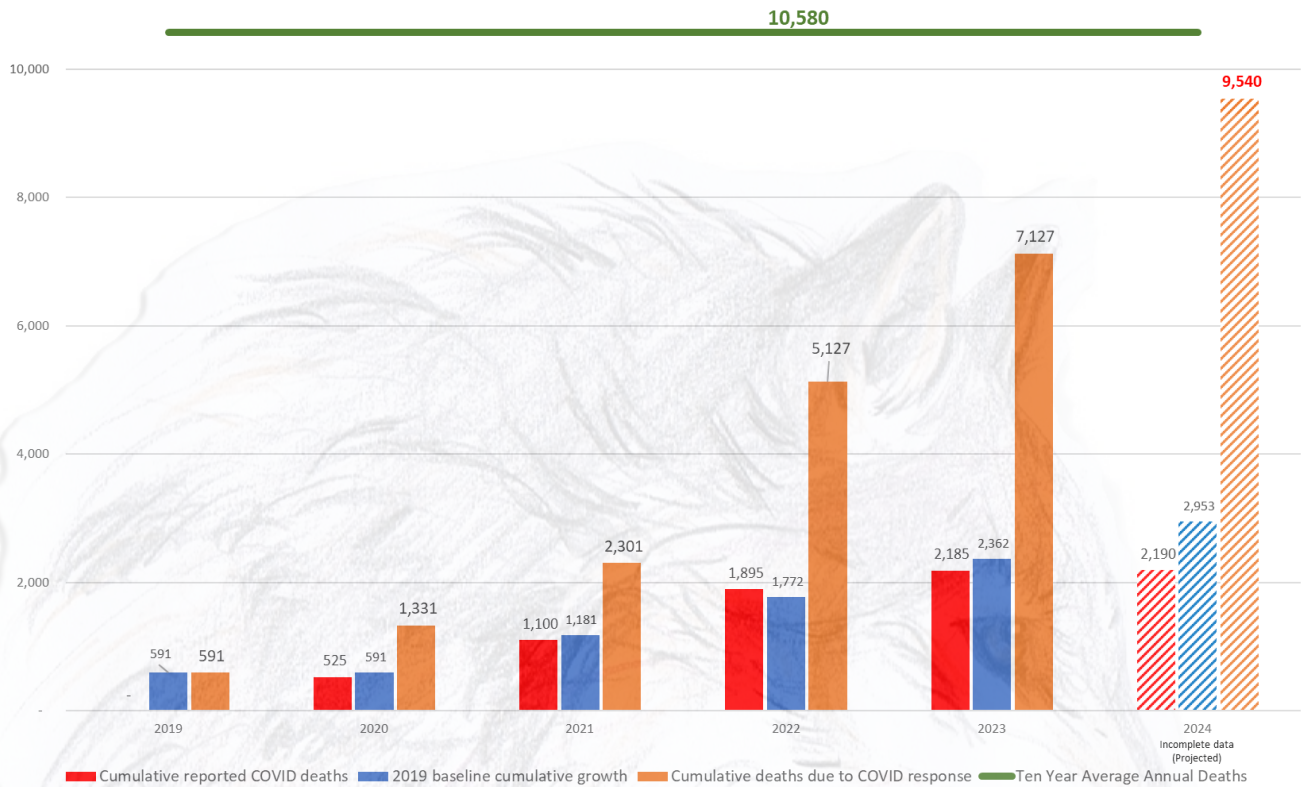
Incomplete Data To Date  
2023  
1,135  
1,960  
5,340  
4,150





Expected (based on 2019 baseline) vs. Actual.  
Data up to November 14th, 2024

<https://www150.statcan.gc.ca/n1/daily-quotidien/221208/dq221208f-cansim-eng.htm>



### Change in All Cause Mortality 2015-2023 - Manitoba

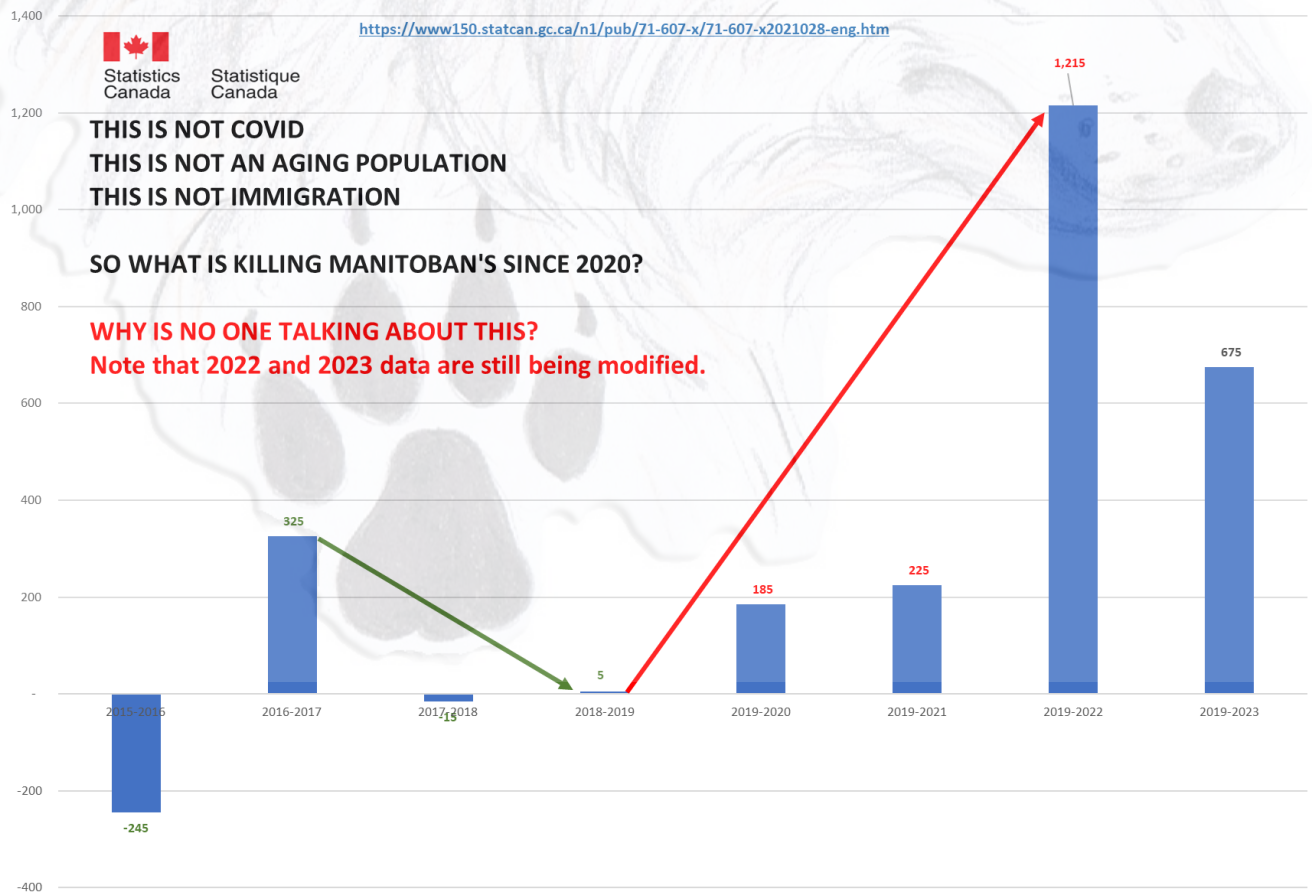


<https://www150.statcan.gc.ca/n1/pub/71-607-x/71-607-x2021028-eng.htm>

**THIS IS NOT COVID**  
**THIS IS NOT AN AGING POPULATION**  
**THIS IS NOT IMMIGRATION**

**SO WHAT IS KILLING MANITOBAN'S SINCE 2020?**

**WHY IS NO ONE TALKING ABOUT THIS?**  
**Note that 2022 and 2023 data are still being modified.**



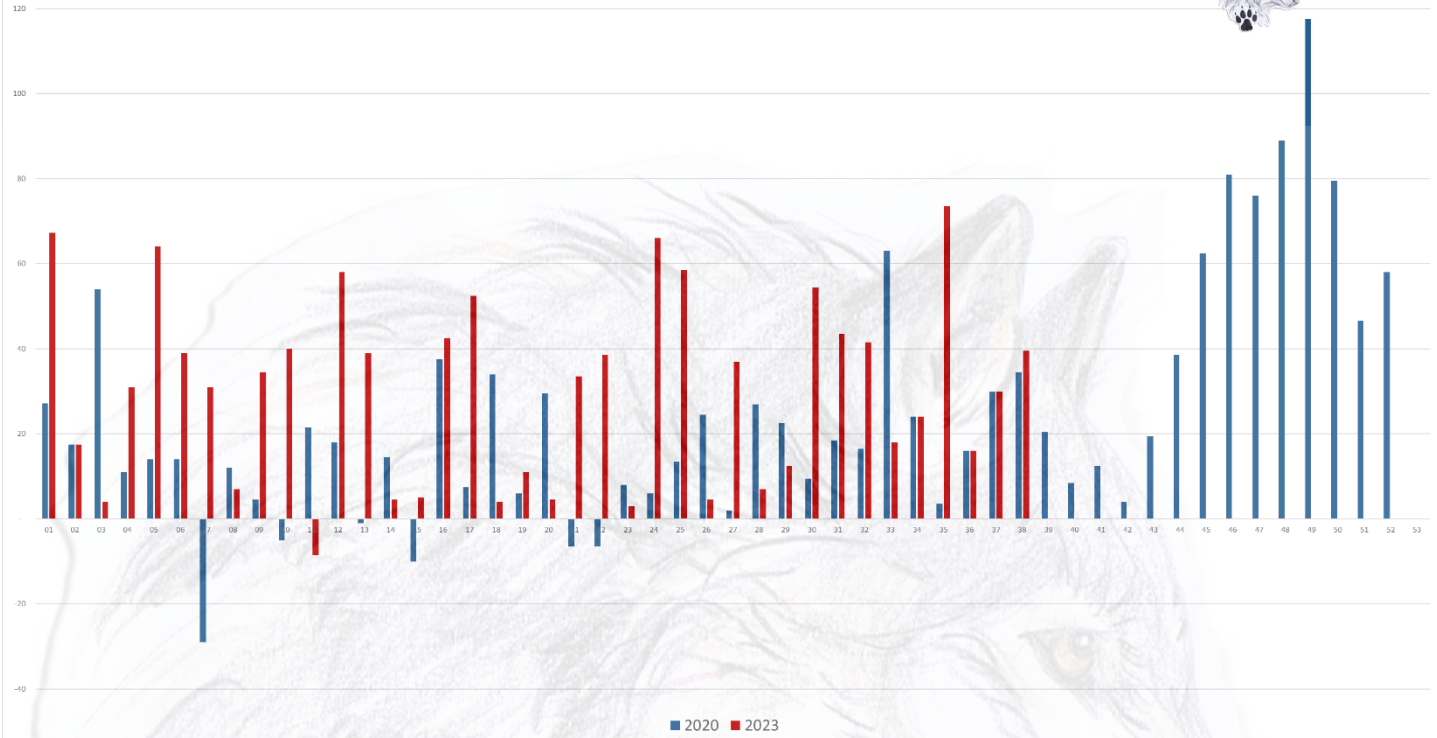


Statistique Canada

### Weekly Excess Deaths (over 10 year average) reported in Manitoba - 2020 vs. 2023 *(note that 2023 numbers will increase over time due to lagging in reporting)*

Data up to November 14th, 2024

<https://www150.statcan.gc.ca/n1/pub/71-607-x/71-607-x2021028-eng.htm>

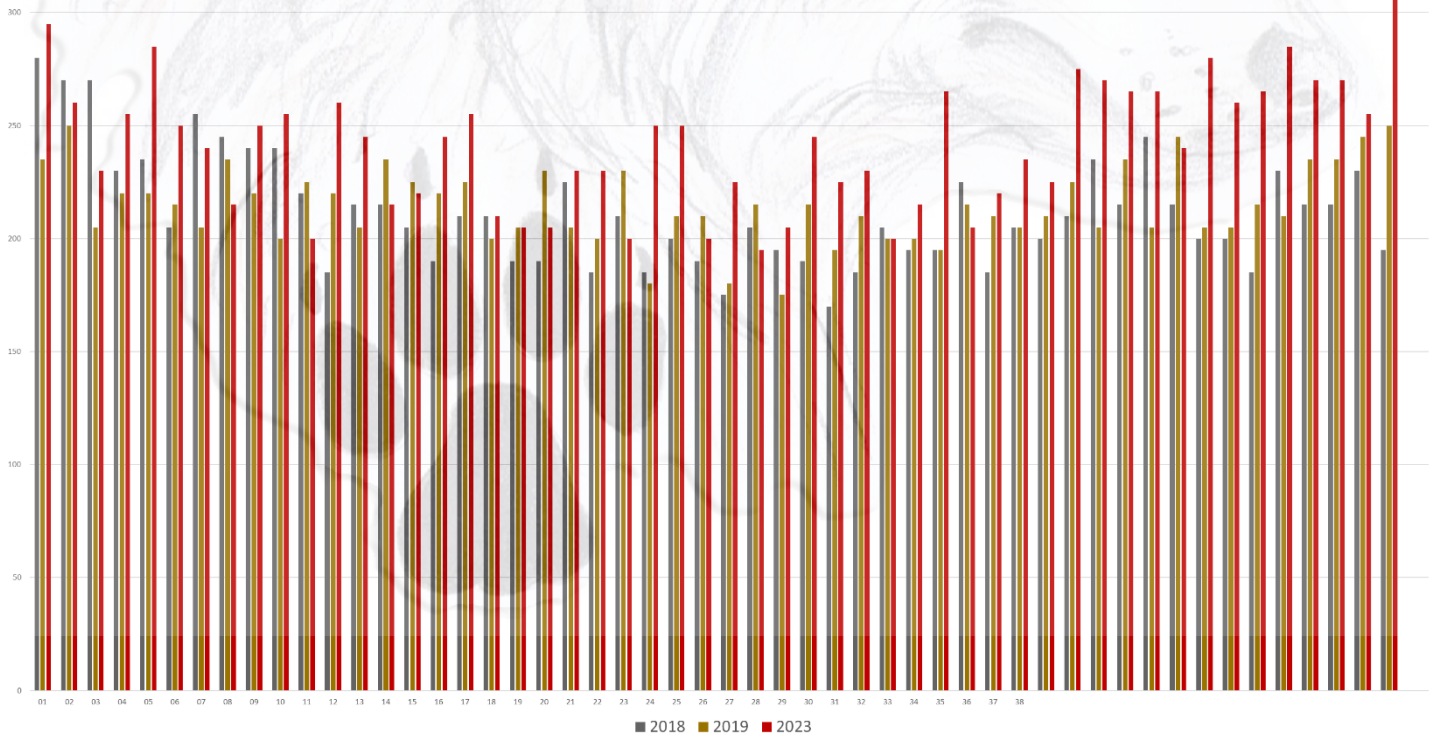


Statistique Canada

### Weekly All Cause Deaths reported in Manitoba - 2018, 2019, 2020 vs. 2023 *(note that 2023 numbers will increase over time due to lagging in reporting)*

Data up to November 14th, 2024

<https://www150.statcan.gc.ca/n1/pub/71-607-x/71-607-x2021028-eng.htm>





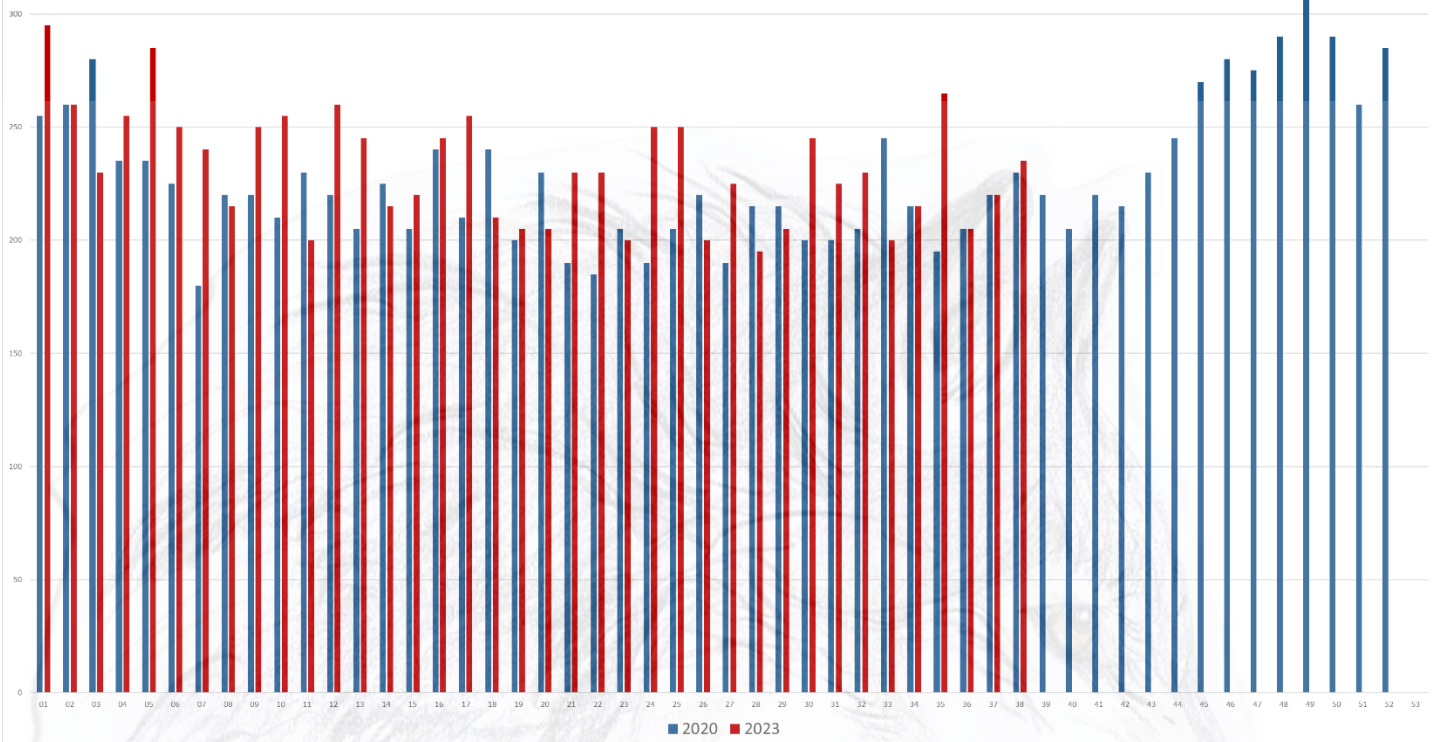


Statistics Canada

Weekly All Cause Deaths reported in Alberta - 2020 vs. 2023  
(note that 2023 numbers will increase over time due to lagging in reporting)

Data up to November 14th, 2024

<https://www150.statcan.gc.ca/n1/pub/71-607-x/71-607-x2021028-eng.htm>



# ALL-CAUSE MORTALITY DATA – ONTARIO

Stats Canada Data as of November 14th, 2024

Why do we no longer see data on 'By Vaccine Status' or 'Co-Morbidities'?

<https://www150.statcan.gc.ca/n1/daily-quotidien/221208/dq221208f-cansim-eng.htm>

Data up to November 14th, 2024

## Ontario

| Week | 2010  | 2011  | 2012  | 2013  | 2014  | 2015  | 2016  | 2017  | 2018  | 2019  | 2020  | 2021  | 2022  | 2023  | 2024  | Increase |
|------|-------|-------|-------|-------|-------|-------|-------|-------|-------|-------|-------|-------|-------|-------|-------|----------|
| 01   |       | 1,955 | 1,825 | 2,200 | 1,945 | 2,145 | 1,875 | 2,290 | 2,465 | 2,335 | 2,400 | 2,520 | 2,395 | 2,470 | 2,690 | 355      |
| 02   | 1,905 | 2,055 | 1,815 | 2,185 | 2,140 | 2,220 | 1,930 | 2,335 | 2,560 | 2,165 | 2,350 | 2,570 | 2,735 | 2,570 | 2,705 | 540      |
| 03   | 1,860 | 1,905 | 1,865 | 2,090 | 1,980 | 2,265 | 2,010 | 2,275 | 2,410 | 2,270 | 2,275 | 2,605 | 2,995 | 2,495 | 2,590 | 320      |
| 04   | 1,840 | 1,965 | 1,885 | 2,065 | 1,980 | 2,220 | 1,995 | 2,215 | 2,430 | 2,230 | 2,270 | 2,680 | 3,185 | 2,440 | 2,620 | 390      |
| 05   | 1,705 | 1,860 | 1,735 | 1,980 | 2,000 | 2,140 | 2,005 | 2,185 | 2,330 | 2,260 | 2,185 | 2,660 | 3,060 | 2,420 | 2,535 | 275      |
| 06   | 1,720 | 1,890 | 1,835 | 1,910 | 1,970 | 2,220 | 1,895 | 2,265 | 2,380 | 2,210 | 2,185 | 2,505 | 2,795 | 2,505 | 2,450 | 240      |
| 07   | 1,805 | 1,890 | 1,765 | 1,985 | 1,920 | 2,110 | 1,945 | 2,205 | 2,255 | 2,245 | 2,230 | 2,330 | 2,700 | 2,340 | 2,345 | 100      |
| 08   | 1,780 | 1,915 | 1,780 | 1,900 | 1,880 | 2,050 | 2,080 | 2,110 | 2,265 | 2,190 | 2,165 | 2,375 | 2,580 | 2,365 | 2,420 | 230      |
| 09   | 1,800 | 1,870 | 1,775 | 1,820 | 1,875 | 2,065 | 2,030 | 2,020 | 2,200 | 2,150 | 2,065 | 2,275 | 2,410 | 2,460 | 2,410 | 260      |
| 10   | 1,810 | 1,815 | 1,735 | 1,840 | 1,850 | 2,025 | 2,100 | 2,005 | 2,230 | 2,095 | 2,130 | 2,325 | 2,320 | 2,355 | 2,450 | 355      |
| 11   | 1,770 | 1,875 | 1,780 | 1,785 | 1,950 | 1,995 | 1,980 | 2,100 | 2,115 | 2,125 | 2,115 | 2,245 | 2,285 | 2,390 | 2,350 | 225      |
| 12   | 1,730 | 1,845 | 1,810 | 1,895 | 1,925 | 1,880 | 1,985 | 2,040 | 2,100 | 2,110 | 2,170 | 2,075 | 2,265 | 2,345 | 2,290 | 180      |
| 13   | 1,805 | 1,740 | 1,725 | 1,830 | 1,865 | 1,890 | 2,030 | 2,065 | 2,170 | 2,150 | 2,155 | 2,240 | 2,150 | 2,315 | 2,375 | 225      |
| 14   | 1,745 | 1,895 | 1,715 | 1,830 | 1,810 | 1,970 | 1,970 | 1,955 | 2,125 | 2,100 | 2,495 | 2,125 | 2,210 | 2,265 | 2,260 | 160      |
| 15   | 1,650 | 1,760 | 1,770 | 1,800 | 1,965 | 1,895 | 1,990 | 1,875 | 2,025 | 2,060 | 2,595 | 2,305 | 2,315 | 2,335 | 2,320 | 260      |
| 16   | 1,720 | 1,705 | 1,770 | 1,775 | 1,955 | 1,925 | 1,930 | 1,910 | 2,060 | 2,050 | 2,545 | 2,265 | 2,300 | 2,260 | 2,215 | 165      |
| 17   | 1,715 | 1,710 | 1,730 | 1,760 | 1,850 | 1,865 | 1,910 | 1,885 | 2,070 | 2,020 | 2,645 | 2,325 | 2,245 | 2,215 | 2,165 | 145      |
| 18   | 1,710 | 1,785 | 1,760 | 1,780 | 1,930 | 1,845 | 1,895 | 1,895 | 2,045 | 2,090 | 2,605 | 2,450 | 2,275 | 2,235 | 2,045 | - 45     |
| 19   | 1,655 | 1,710 | 1,660 | 1,805 | 1,905 | 1,880 | 1,920 | 1,950 | 1,940 | 2,000 | 2,410 | 2,370 | 2,350 | 2,305 | 2,090 | 90       |
| 20   | 1,665 | 1,805 | 1,735 | 1,605 | 1,795 | 1,745 | 1,905 | 1,805 | 1,940 | 2,025 | 2,305 | 2,285 | 2,375 | 2,205 | 2,170 | 145      |
| 21   | 1,645 | 1,710 | 1,765 | 1,675 | 1,730 | 1,755 | 1,895 | 1,890 | 1,950 | 1,990 | 2,220 | 2,250 | 2,185 | 2,205 | 2,040 | 50       |
| 22   | 1,660 | 1,660 | 1,590 | 1,710 | 1,730 | 1,770 | 1,850 | 1,770 | 1,905 | 1,930 | 2,140 | 2,055 | 2,115 | 2,320 | 1,955 | 25       |
| 23   | 1,565 | 1,635 | 1,565 | 1,730 | 1,750 | 1,690 | 1,855 | 1,935 | 1,855 | 2,000 | 2,140 | 2,080 | 2,195 | 2,160 | 2,100 | 100      |
| 24   | 1,590 | 1,645 | 1,600 | 1,605 | 1,725 | 1,710 | 1,720 | 1,855 | 1,945 | 1,960 | 1,985 | 2,035 | 2,190 | 2,265 | 1,895 | - 65     |
| 25   | 1,575 | 1,640 | 1,615 | 1,640 | 1,685 | 1,715 | 1,720 | 1,835 | 1,885 | 1,920 | 1,980 | 2,070 | 2,205 | 2,155 | 1,820 | - 100    |
| 26   | 1,540 | 1,585 | 1,625 | 1,650 | 1,750 | 1,720 | 1,710 | 1,875 | 2,000 | 1,860 | 1,970 | 1,975 | 2,090 | 2,160 |       |          |
| 27   | 1,570 | 1,520 | 1,620 | 1,675 | 1,700 | 1,705 | 1,770 | 1,875 | 1,940 | 1,940 | 2,035 | 2,020 | 2,185 | 2,115 |       |          |
| 28   | 1,675 | 1,645 | 1,610 | 1,625 | 1,630 | 1,715 | 1,695 | 1,730 | 1,905 | 1,895 | 2,000 | 1,995 | 2,190 | 2,100 |       |          |
| 29   | 1,590 | 1,575 | 1,645 | 1,795 | 1,680 | 1,735 | 1,740 | 1,870 | 1,815 | 1,920 | 2,000 | 1,970 | 2,260 | 2,085 |       |          |
| 30   | 1,575 | 1,625 | 1,555 | 1,635 | 1,645 | 1,680 | 1,775 | 1,850 | 1,875 | 1,900 | 2,025 | 2,040 | 2,260 | 2,135 |       |          |
| 31   | 1,550 | 1,630 | 1,660 | 1,735 | 1,660 | 1,770 | 1,730 | 1,800 | 1,850 | 1,875 | 2,000 | 2,075 | 2,240 | 2,180 |       |          |
| 32   | 1,520 | 1,600 | 1,655 | 1,640 | 1,715 | 1,745 | 1,710 | 1,930 | 1,910 | 1,870 | 1,895 | 2,060 | 2,320 | 2,080 |       |          |
| 33   | 1,645 | 1,510 | 1,625 | 1,570 | 1,705 | 1,695 | 1,880 | 1,755 | 1,855 | 1,915 | 2,075 | 2,085 | 2,275 | 2,210 |       |          |
| 34   | 1,665 | 1,625 | 1,630 | 1,615 | 1,735 | 1,760 | 1,795 | 1,870 | 1,865 | 1,910 | 2,070 | 2,115 | 2,290 | 2,330 |       |          |
| 35   | 1,635 | 1,605 | 1,670 | 1,615 | 1,745 | 1,705 | 1,765 | 1,900 | 1,880 | 1,990 | 1,960 | 2,190 | 2,280 | 2,160 |       |          |
| 36   | 1,620 | 1,650 | 1,570 | 1,650 | 1,745 | 1,680 | 1,770 | 1,940 | 1,910 | 1,895 | 2,105 | 2,150 | 2,315 | 2,295 |       |          |
| 37   | 1,620 | 1,585 | 1,655 | 1,630 | 1,670 | 1,680 | 1,830 | 1,950 | 1,955 | 1,900 | 1,980 | 2,315 | 2,220 | 2,280 |       |          |
| 38   | 1,715 | 1,550 | 1,605 | 1,680 | 1,780 | 1,740 | 1,770 | 1,955 | 1,940 | 1,880 | 2,015 | 2,200 | 2,320 | 2,275 |       |          |
| 39   | 1,800 | 1,710 | 1,745 | 1,695 | 1,825 | 1,815 | 1,870 | 1,845 | 1,910 | 2,070 | 2,185 | 2,230 | 2,380 | 2,310 |       |          |
| 40   | 1,625 | 1,595 | 1,765 | 1,775 | 1,815 | 1,760 | 1,880 | 1,955 | 2,005 | 2,035 | 2,185 | 2,160 | 2,345 | 2,360 |       |          |
| 41   | 1,805 | 1,685 | 1,710 | 1,720 | 1,740 | 1,930 | 1,900 | 1,920 | 1,995 | 2,030 | 2,130 | 2,200 | 2,530 | 2,360 |       |          |
| 42   | 1,730 | 1,695 | 1,795 | 1,730 | 1,860 | 1,930 | 1,975 | 1,945 | 2,000 | 2,080 | 2,205 | 2,255 | 2,475 | 2,505 |       |          |
| 43   | 1,765 | 1,790 | 1,755 | 1,780 | 1,845 | 1,825 | 1,915 | 1,935 | 1,955 | 2,130 | 2,220 | 2,260 | 2,490 | 2,275 |       |          |
| 44   | 1,795 | 1,695 | 1,730 | 1,830 | 1,725 | 1,865 | 2,000 | 2,100 | 2,140 | 2,080 | 2,180 | 2,310 | 2,630 | 2,515 |       |          |
| 45   | 1,725 | 1,745 | 1,785 | 1,800 | 1,915 | 1,875 | 2,005 | 2,040 | 2,075 | 2,170 | 2,365 | 2,305 | 2,550 | 2,505 |       |          |
| 46   | 1,755 | 1,715 | 1,775 | 1,810 | 1,925 | 1,810 | 1,940 | 2,030 | 2,025 | 2,195 | 2,280 | 2,410 | 2,510 | 2,600 |       |          |
| 47   | 1,710 | 1,735 | 1,795 | 1,820 | 1,935 | 1,880 | 1,880 | 2,070 | 2,085 | 2,205 | 2,280 | 2,300 | 2,570 | 2,420 |       |          |
| 48   | 1,785 | 1,785 | 1,845 | 1,835 | 1,965 | 1,820 | 2,025 | 2,065 | 2,100 | 2,155 | 2,310 | 2,335 | 2,580 | 2,620 |       |          |
| 49   | 1,765 | 1,720 | 1,875 | 1,910 | 1,915 | 1,865 | 1,990 | 2,075 | 2,150 | 2,095 | 2,375 | 2,375 | 2,630 | 2,580 |       |          |
| 50   | 1,820 | 1,660 | 1,840 | 1,865 | 1,855 | 1,905 | 1,960 | 2,155 | 2,050 | 2,170 | 2,370 | 2,330 | 2,590 | 2,605 |       |          |
| 51   | 1,830 | 1,730 | 2,110 | 1,985 | 2,015 | 1,805 | 2,020 | 2,180 | 2,105 | 2,125 | 2,330 | 2,415 | 2,530 | 2,575 |       |          |
| 52   | 1,975 | 1,740 | 2,085 | 1,960 | 2,145 | 1,880 | 2,075 | 2,240 | 2,130 | 2,285 | 2,440 | 2,405 | 2,580 | 2,705 |       |          |
| 53   |       | 1,825 |       |       |       |       | 2,125 |       |       |       |       | 2,640 |       |       |       |          |

Total 87,230 91,770 90,340 93,230 95,750 97,285 100,920 103,525 107,080 107,255 114,745 117,500 128,110 121,735 57,305 4,625

<https://www150.statcan.gc.ca/n1/daily-quotidien/221208/dq221208f-cansim-eng.htm>

First 19 W 31,725 35,145 33,735 36,235 36,695 38,605 37,475 39,580 42,175 40,855 43,990 45,245 47,570 45,085 45,325 4,625





Statistics Canada

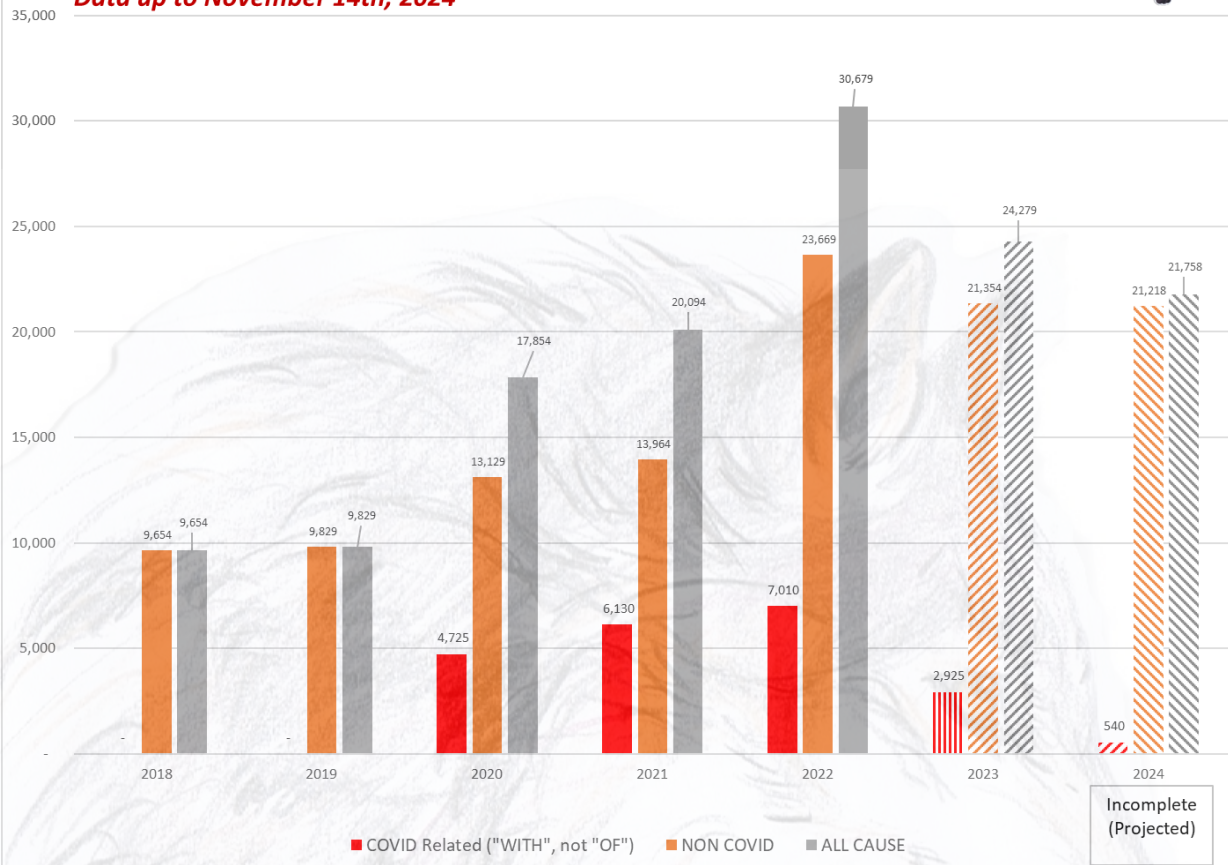
Statistique Canada

### Ontario Excess Deaths (Over 10 Year Average (2010-2019))

<https://www150.statcan.gc.ca/n1/daily-quotidien/221208/dq221208f-cansim-eng.htm>



**Data up to November 14th, 2024**



Statistics Canada

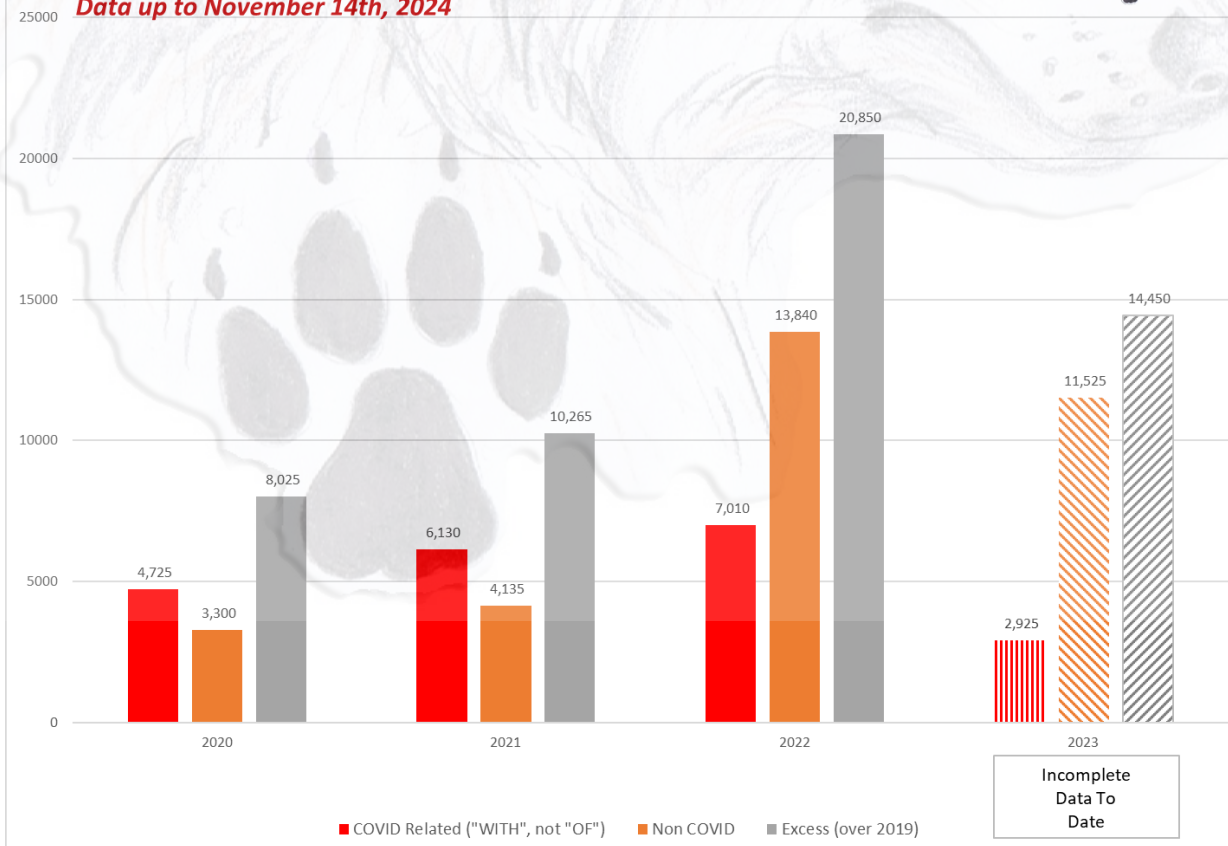
Statistique Canada

### Ontario Excess Deaths (Over 2019 baseline)

<https://www150.statcan.gc.ca/n1/daily-quotidien/221208/dq221208f-cansim-eng.htm>



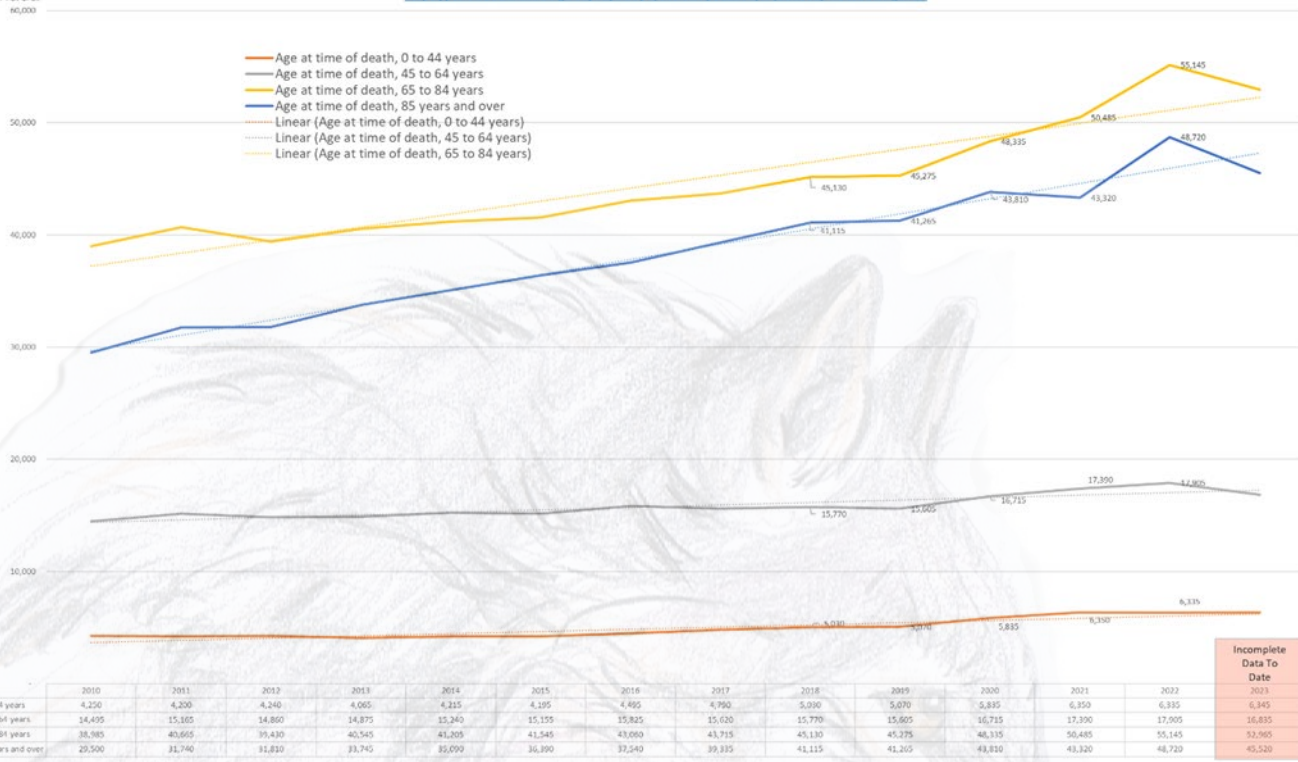
**Data up to November 14th, 2024**



# Ontario All Cause Mortality

<https://www150.statcan.gc.ca/n1/daily-quotidien/221208/dq221208f-cansim-eng.htm>

Data up to November 14th, 2024

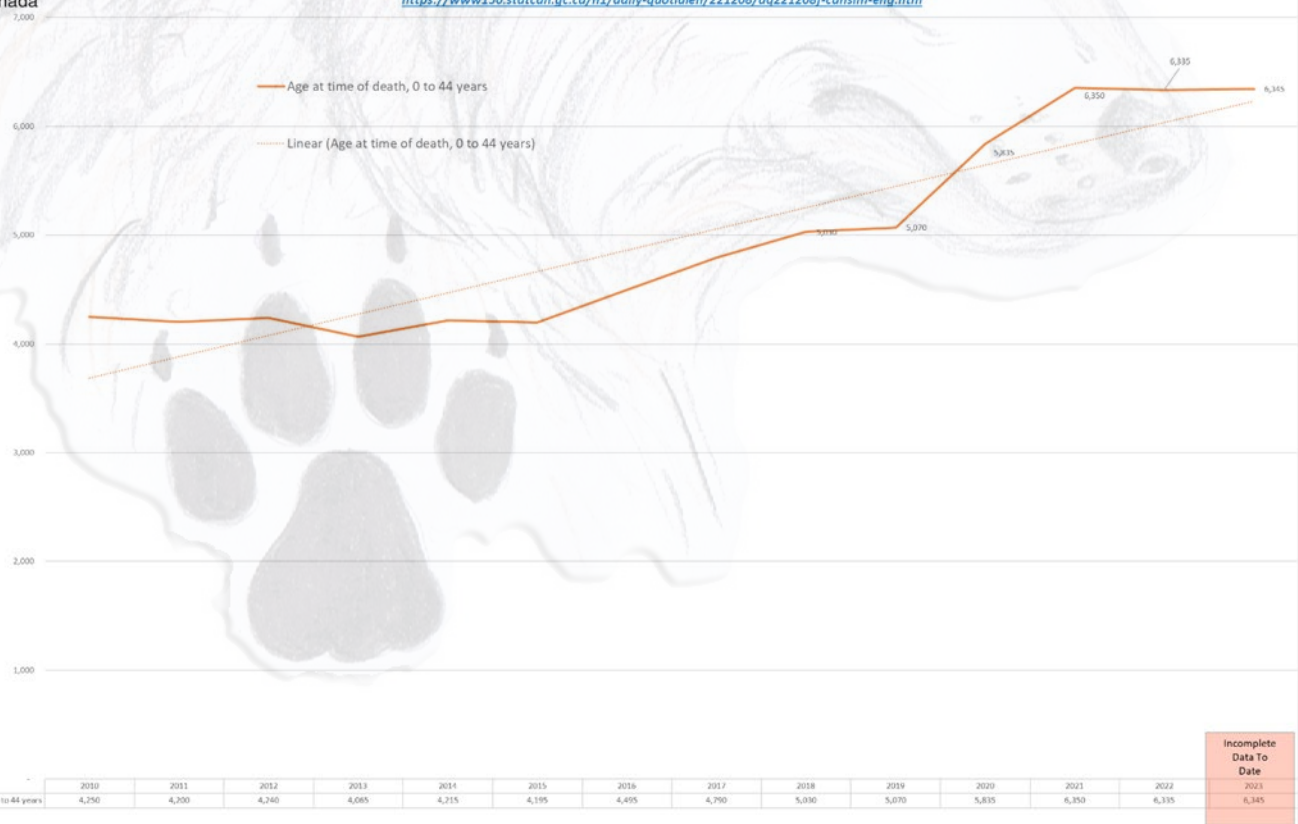


Incomplete Data To Date  
2023  
2024

# Ontario All Cause Mortality

<https://www150.statcan.gc.ca/n1/daily-quotidien/221208/dq221208f-cansim-eng.htm>

Data up to November 14th, 2024



Incomplete Data To Date  
2023  
2024



## Change in All Cause Mortality 2015-2022 - Ontario

25,000



Statistique Canada

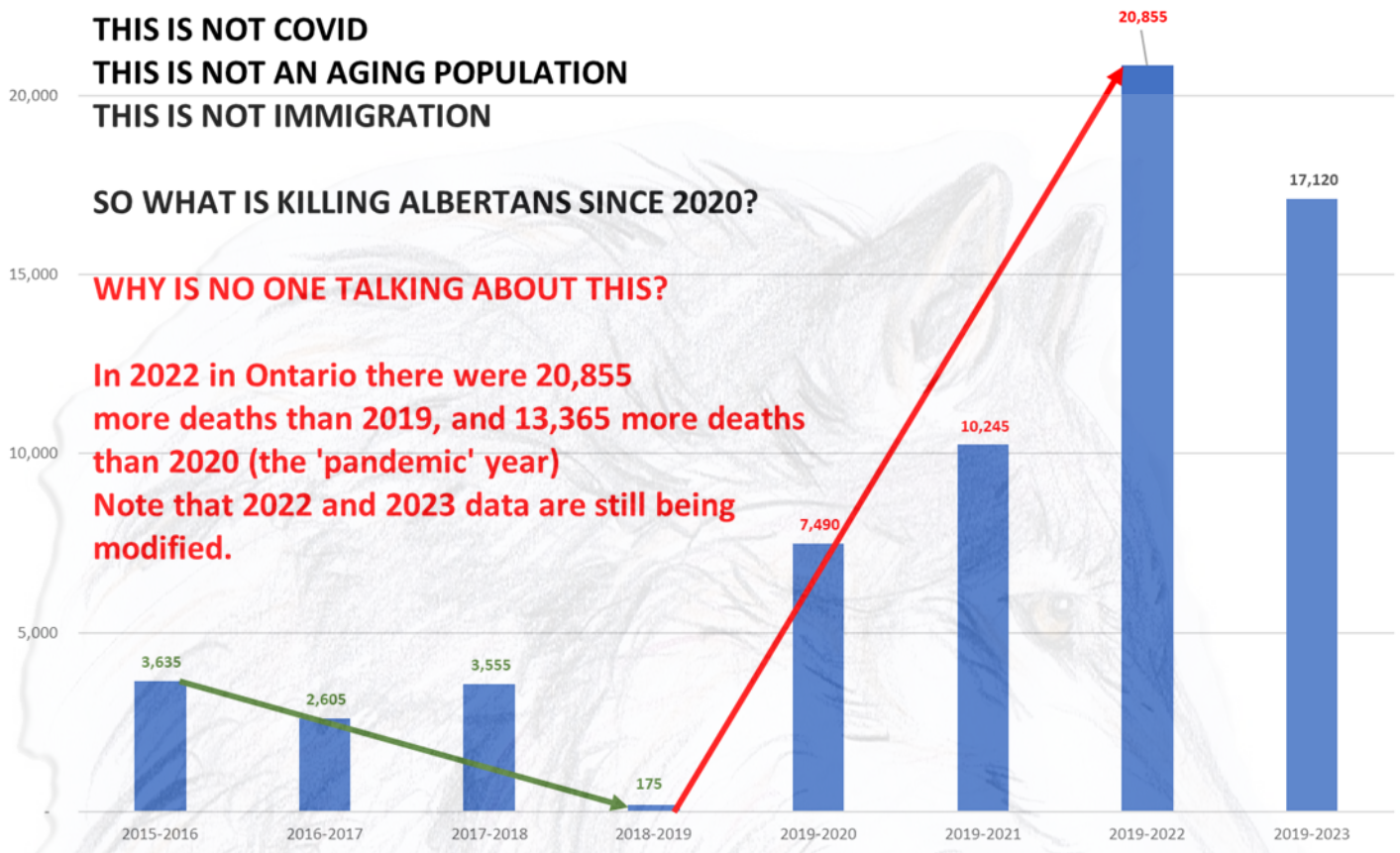
<https://www150.statcan.gc.ca/n1/pub/71-607-x/71-607-x2021028-eng.htm>

**THIS IS NOT COVID**  
**THIS IS NOT AN AGING POPULATION**  
**THIS IS NOT IMMIGRATION**

**SO WHAT IS KILLING ALBERTANS SINCE 2020?**

**WHY IS NO ONE TALKING ABOUT THIS?**

**In 2022 in Ontario there were 20,855 more deaths than 2019, and 13,365 more deaths than 2020 (the 'pandemic' year)**  
**Note that 2022 and 2023 data are still being modified.**

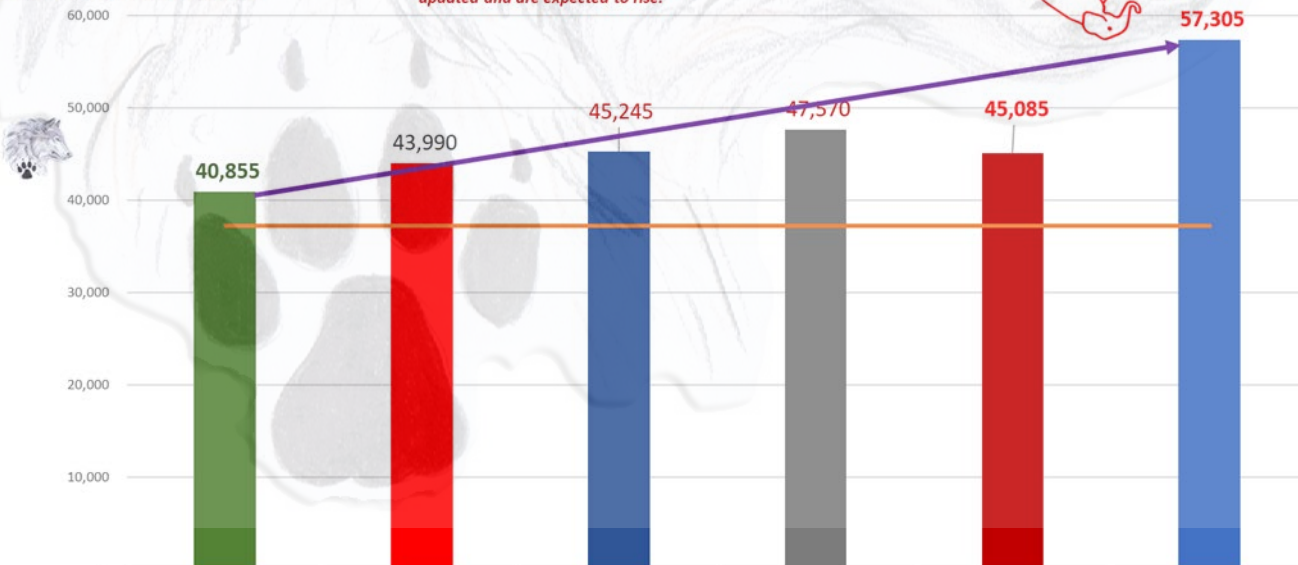


Statistique Canada

## Ontario Deaths Year on Year - Week 25

Data up to November 14th, 2024

Data for 2022 and 2023 are still being updated and are expected to rise.



Projected  
 Week 25  
 Average

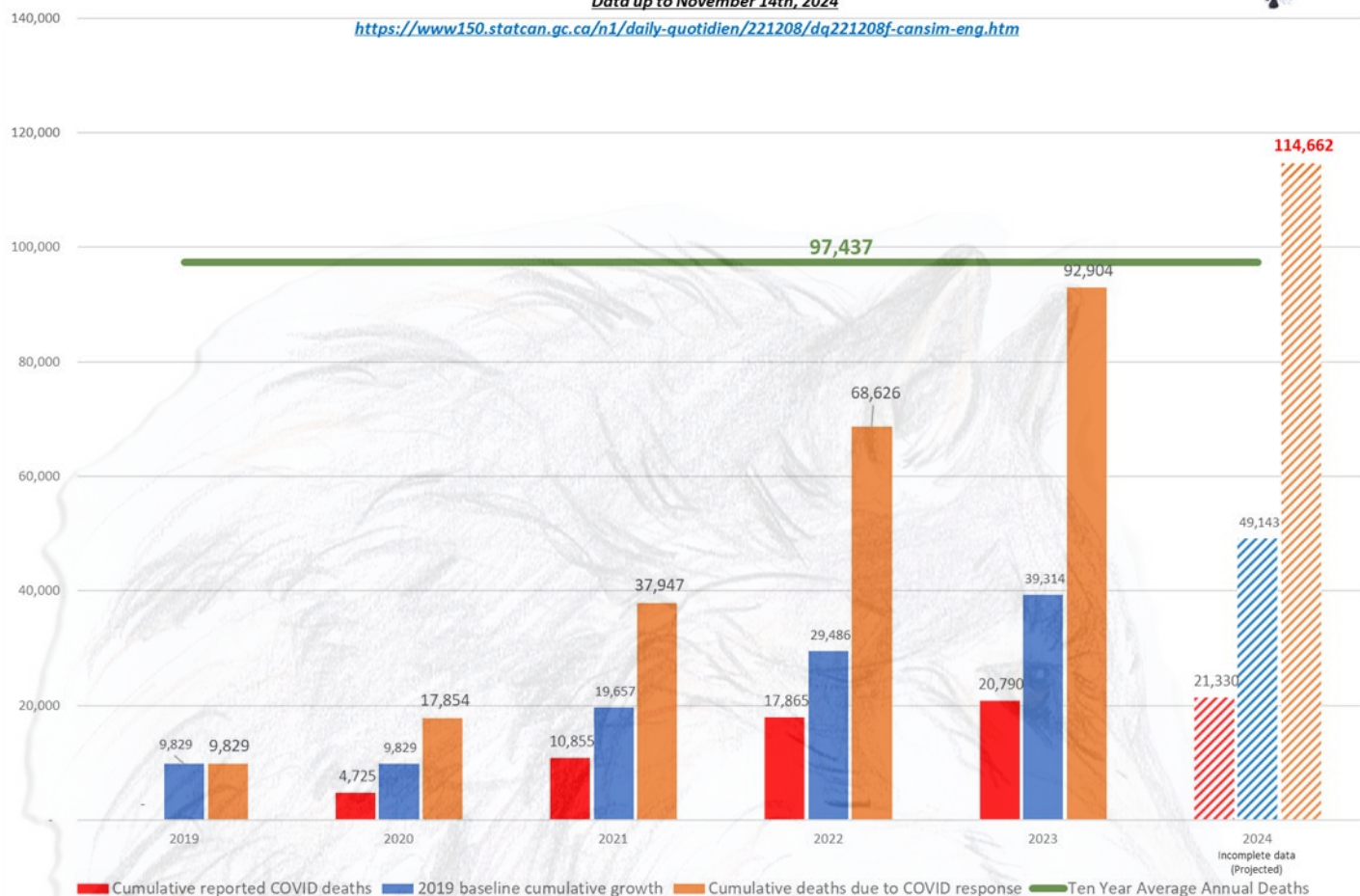
|        |        |        |        |        |        |
|--------|--------|--------|--------|--------|--------|
| 2019   | 2020   | 2021   | 2022   | 2023   | 2024   |
| 40,855 | 43,990 | 45,245 | 47,570 | 45,085 | 57,305 |
| 37,223 | 37,223 | 37,223 | 37,223 | 37,223 | 37,223 |



Expected (based on 2019 baseline) vs. Actual.

Data up to November 14th, 2024

<https://www150.statcan.gc.ca/n1/daily-quotidien/221208/dq221208f-cansim-eng.htm>





# ALL-CAUSE MORTALITY DATA – QUEBEC

Stats Canada Data as of November 14th, 2024

Why do we no longer see data on 'By Vaccine Status' or 'Co-Morbidities'?

<https://www150.statcan.gc.ca/n1/daily-quotidien/221208/dq221208f-cansim-eng.htm>

**Data up to November 14th, 2024**

## Quebec

| Week         | 2010  | 2011          | 2012          | 2013          | 2014          | 2015          | 2016          | 2017          | 2018          | 2019          | 2020          | 2021          | 2022          | 2023          | 2024          | Increase     |
|--------------|---|---------------|---------------|---------------|---------------|---------------|---------------|---------------|---------------|---------------|---------------|---------------|---------------|---------------|---------------|--------------|
| 01           |   | 1,285         | 1,260         | 1,640         | 1,345         | 1,745         | 1,260         | 1,510         | 1,600         | 1,485         | 1,470         | 1,535         | 1,520         | 1,680         | 1,820         | 350          |
| 02           | 1,210   | 1,325         | 1,285         | 1,595         | 1,360         | 1,645         | 1,230         | 1,420         | 1,685         | 1,450         | 1,500         | 1,685         | 1,730         | 1,725         | 1,835         | 335          |
| 03           | 1,170   | 1,315         | 1,325         | 1,560         | 1,340         | 1,555         | 1,290         | 1,490         | 1,695         | 1,450         | 1,470         | 1,635         | 1,905         | 1,675         | 1,765         | 295          |
| 04           | 1,155   | 1,310         | 1,245         | 1,375         | 1,295         | 1,550         | 1,250         | 1,465         | 1,615         | 1,490         | 1,510         | 1,560         | 1,975         | 1,560         | 1,690         | 180          |
| 05           | 1,130   | 1,310         | 1,210         | 1,410         | 1,300         | 1,390         | 1,325         | 1,375         | 1,620         | 1,370         | 1,430         | 1,495         | 1,835         | 1,500         | 1,665         | 235          |
| 06           | 1,190   | 1,290         | 1,250         | 1,265         | 1,270         | 1,415         | 1,295         | 1,450         | 1,515         | 1,405         | 1,485         | 1,575         | 1,710         | 1,625         | 1,635         | 150          |
| 07           | 1,115   | 1,275         | 1,180         | 1,330         | 1,270         | 1,415         | 1,300         | 1,395         | 1,525         | 1,445         | 1,395         | 1,395         | 1,600         | 1,570         | 1,600         | 205          |
| 08           | 1,240   | 1,285         | 1,210         | 1,290         | 1,330         | 1,385         | 1,305         | 1,420         | 1,520         | 1,320         | 1,360         | 1,385         | 1,480         | 1,460         | 1,630         | 270          |
| 09           | 1,120   | 1,230         | 1,240         | 1,280         | 1,260         | 1,365         | 1,360         | 1,325         | 1,460         | 1,360         | 1,480         | 1,345         | 1,435         | 1,485         | 1,515         | 35           |
| 10           | 1,160   | 1,265         | 1,230         | 1,180         | 1,270         | 1,410         | 1,415         | 1,380         | 1,415         | 1,445         | 1,385         | 1,325         | 1,410         | 1,520         | 1,545         | 160          |
| 11           | 1,130   | 1,315         | 1,235         | 1,190         | 1,220         | 1,365         | 1,335         | 1,350         | 1,340         | 1,375         | 1,375         | 1,285         | 1,395         | 1,535         | 1,500         | 125          |
| 12           | 1,205   | 1,255         | 1,230         | 1,255         | 1,275         | 1,375         | 1,310         | 1,375         | 1,350         | 1,345         | 1,360         | 1,310         | 1,355         | 1,440         | 1,510         | 150          |
| 13           | 1,135   | 1,190         | 1,185         | 1,155         | 1,280         | 1,325         | 1,305         | 1,360         | 1,345         | 1,260         | 1,485         | 1,245         | 1,320         | 1,500         | 1,615         | 130          |
| 14           | 1,205   | 1,225         | 1,155         | 1,180         | 1,255         | 1,360         | 1,300         | 1,340         | 1,330         | 1,270         | 1,525         | 1,285         | 1,370         | 1,470         | 1,505         | - 20         |
| 15           | 1,075   | 1,190         | 1,155         | 1,180         | 1,220         | 1,200         | 1,260         | 1,330         | 1,345         | 1,375         | 1,765         | 1,345         | 1,435         | 1,455         | 1,545         | - 220        |
| 16           | 1,200   | 1,175         | 1,190         | 1,230         | 1,170         | 1,350         | 1,205         | 1,255         | 1,275         | 1,345         | 1,850         | 1,310         | 1,435         | 1,460         | 1,445         | - 405        |
| 17           | 1,145   | 1,165         | 1,175         | 1,095         | 1,170         | 1,280         | 1,260         | 1,240         | 1,355         | 1,290         | 2,030         | 1,285         | 1,445         | 1,475         | 1,420         | - 610        |
| 18           | 1,185   | 1,115         | 1,125         | 1,140         | 1,225         | 1,195         | 1,240         | 1,240         | 1,260         | 1,340         | 2,060         | 1,290         | 1,370         | 1,495         | 1,455         | - 605        |
| 19           | 1,035   | 1,150         | 1,125         | 1,205         | 1,200         | 1,210         | 1,270         | 1,290         | 1,310         | 1,335         | 1,875         | 1,285         | 1,375         | 1,495         | 1,505         | - 370        |
| 20           | 1,100   | 1,125         | 1,150         | 1,110         | 1,145         | 1,165         | 1,225         | 1,245         | 1,265         | 1,305         | 1,685         | 1,255         | 1,560         | 1,370         | 1,425         | - 260        |
| 21           | 1,020   | 1,100         | 1,130         | 1,055         | 1,090         | 1,165         | 1,190         | 1,120         | 1,245         | 1,265         | 1,615         | 1,295         | 1,395         | 1,335         | 1,440         | - 175        |
| 22           | 1,130   | 1,010         | 1,060         | 1,150         | 1,115         | 1,140         | 1,175         | 1,165         | 1,240         | 1,225         | 1,685         | 1,165         | 1,345         | 1,435         | 1,365         | - 320        |
| 23           | 1,110   | 1,035         | 1,090         | 1,045         | 1,100         | 1,070         | 1,115         | 1,180         | 1,185         | 1,190         | 1,370         | 1,205         | 1,310         | 1,265         | 1,395         | 25           |
| 24           | 1,085   | 1,110         | 1,060         | 1,085         | 1,120         | 1,110         | 1,095         | 1,145         | 1,190         | 1,240         | 1,230         | 1,185         | 1,300         | 1,360         | 1,325         | 95           |
| 25           | 1,070   | 1,105         | 1,060         | 1,040         | 1,065         | 1,100         | 1,145         | 1,170         | 1,170         | 1,165         | 1,235         | 1,235         | 1,285         | 1,330         | 1,435         | 200          |
| 26           | 1,020   | 1,030         | 1,075         | 1,035         | 1,155         | 1,045         | 1,200         | 1,150         | 1,135         | 1,220         | 1,220         | 1,195         | 1,345         | 1,325         | 1,370         | 150          |
| 27           | 1,000   | 1,040         | 1,135         | 1,130         | 1,195         | 1,045         | 1,135         | 1,130         | 1,360         | 1,240         | 1,115         | 1,185         | 1,395         | 1,345         | 1,365         | 250          |
| 28           | 1,295   | 1,035         | 1,100         | 1,105         | 1,120         | 1,115         | 1,090         | 1,155         | 1,200         | 1,225         | 1,240         | 1,165         | 1,255         | 1,360         | 1,370         | 130          |
| 29           | 1,150   | 1,030         | 1,070         | 1,125         | 1,060         | 1,040         | 1,125         | 1,085         | 1,135         | 1,240         | 1,160         | 1,225         | 1,475         | 1,310         | 1,345         | 185          |
| 30           | 1,125   | 1,090         | 1,065         | 1,025         | 1,155         | 1,075         | 1,090         | 1,125         | 1,160         | 1,190         | 1,150         | 1,220         | 1,425         | 1,355         | 1,265         | 115          |
| 31           | 1,060   | 1,070         | 1,120         | 1,075         | 1,070         | 1,110         | 1,150         | 1,125         | 1,225         | 1,090         | 1,150         | 1,250         | 1,360         | 1,355         | 1,440         | 290          |
| 32           | 1,015   | 1,035         | 1,105         | 1,030         | 1,105         | 1,000         | 1,110         | 1,115         | 1,155         | 1,165         | 1,215         | 1,255         | 1,385         | 1,385         | 1,390         | 175          |
| 33           | 1,040   | 1,060         | 1,070         | 1,095         | 1,060         | 1,045         | 1,130         | 1,105         | 1,170         | 1,150         | 1,190         | 1,210         | 1,380         | 1,390         | 1,425         | 235          |
| 34           | 1,035   | 1,050         | 1,105         | 1,020         | 1,080         | 1,095         | 1,175         | 1,105         | 1,195         | 1,110         | 1,145         | 1,310         | 1,405         | 1,330         | 1,340         | 195          |
| 35           | 1,040   | 1,040         | 1,035         | 1,050         | 1,080         | 1,080         | 1,100         | 1,115         | 1,095         | 1,160         | 1,240         | 1,160         | 1,380         | 1,385         | 1,415         | 175          |
| 36           | 1,060   | 1,065         | 1,095         | 1,100         | 1,090         | 1,070         | 1,100         | 1,180         | 1,170         | 1,180         | 1,205         | 1,290         | 1,375         | 1,385         | 1,395         | 190          |
| 37           | 1,050   | 1,010         | 1,065         | 1,090         | 1,000         | 1,080         | 1,105         | 1,150         | 1,160         | 1,165         | 1,180         | 1,320         | 1,405         | 1,350         |               |              |
| 38           | 1,050   | 1,025         | 1,115         | 1,085         | 1,135         | 1,160         | 1,120         | 1,130         | 1,220         | 1,190         | 1,255         | 1,315         | 1,370         | 1,395         |               |              |
| 39           | 1,090   | 1,110         | 1,070         | 1,095         | 1,175         | 1,095         | 1,105         | 1,225         | 1,270         | 1,260         | 1,330         | 1,240         | 1,430         | 1,465         |               |              |
| 40           | 1,075   | 1,070         | 1,050         | 1,155         | 1,190         | 1,165         | 1,140         | 1,175         | 1,255         | 1,275         | 1,330         | 1,255         | 1,520         | 1,605         |               |              |
| 41           | 1,120   | 1,110         | 1,130         | 1,055         | 1,155         | 1,195         | 1,170         | 1,230         | 1,285         | 1,240         | 1,410         | 1,310         | 1,515         | 1,535         |               |              |
| 42           | 1,215   | 1,065         | 1,175         | 1,030         | 1,230         | 1,245         | 1,215         | 1,175         | 1,260         | 1,360         | 1,320         | 1,440         | 1,515         | 1,480         |               |              |
| 43           | 1,145   | 1,125         | 1,125         | 1,120         | 1,180         | 1,200         | 1,250         | 1,215         | 1,365         | 1,325         | 1,300         | 1,320         | 1,590         | 1,480         |               |              |
| 44           | 1,205   | 1,095         | 1,150         | 1,140         | 1,180         | 1,200         | 1,240         | 1,260         | 1,310         | 1,275         | 1,390         | 1,305         | 1,515         | 1,585         |               |              |
| 45           | 1,140   | 1,080         | 1,145         | 1,125         | 1,230         | 1,200         | 1,280         | 1,270         | 1,310         | 1,300         | 1,440         | 1,420         | 1,620         | 1,605         |               |              |
| 46           | 1,090   | 1,080         | 1,115         | 1,140         | 1,165         | 1,225         | 1,195         | 1,290         | 1,315         | 1,310         | 1,475         | 1,420         | 1,540         | 1,570         |               |              |
| 47           | 1,110   | 1,090         | 1,115         | 1,150         | 1,240         | 1,215         | 1,235         | 1,275         | 1,275         | 1,305         | 1,380         | 1,415         | 1,570         | 1,625         |               |              |
| 48           | 1,115   | 1,115         | 1,155         | 1,150         | 1,275         | 1,185         | 1,210         | 1,330         | 1,230         | 1,295         | 1,480         | 1,375         | 1,620         | 1,625         |               |              |
| 49           | 1,210   | 1,190         | 1,225         | 1,170         | 1,305         | 1,225         | 1,235         | 1,280         | 1,340         | 1,385         | 1,520         | 1,395         | 1,720         | 1,640         |               |              |
| 50           | 1,130   | 1,190         | 1,215         | 1,175         | 1,320         | 1,310         | 1,155         | 1,330         | 1,290         | 1,300         | 1,505         | 1,425         | 1,755         | 1,700         |               |              |
| 51           | 1,170   | 1,175         | 1,415         | 1,220         | 1,450         | 1,245         | 1,290         | 1,470         | 1,335         | 1,330         | 1,555         | 1,470         | 1,745         | 1,655         |               |              |
| 52           | 1,220   | 1,190         | 1,520         | 1,295         | 1,550         | 1,175         | 1,310         | 1,475         | 1,365         | 1,395         | 1,585         | 1,465         | 1,760         | 1,685         |               |              |
| 53           |   | 1,240         |               |               |               |               | 1,435         |               |               |               |               |               | 1,735         |               |               |              |
|              |   | 1240          |               |               |               |               | 1435          |               |               |               |               |               | 1735          |               |               |              |
| <b>Total</b> | <b>57,295</b>   | <b>60,660</b> | <b>60,320</b> | <b>61,025</b> | <b>62,640</b> | <b>64,125</b> | <b>64,555</b> | <b>65,705</b> | <b>68,440</b> | <b>67,225</b> | <b>74,115</b> | <b>69,265</b> | <b>79,400</b> | <b>77,145</b> | <b>53,705</b> | <b>2,045</b> |
|              | <a href="https://www150.statcan.gc.ca/n1/daily-quotidien/221208/dq221208f-cansim-eng.htm">https://www150.statcan.gc.ca/n1/daily-quotidien/221208/dq221208f-cansim-eng.htm</a> |               |               |               |               |               |               |               |               |               |               |               |               |               |               |              |
| First 36 W   | <b>39,160</b>   | <b>41,700</b> | <b>41,535</b> | <b>42,830</b> | <b>42,860</b> | <b>45,005</b> | <b>43,865</b> | <b>45,425</b> | <b>47,855</b> | <b>46,515</b> | <b>51,660</b> | <b>47,375</b> | <b>52,475</b> | <b>52,145</b> | <b>53,705</b> | <b>2,045</b> |



Statistics  
Canada

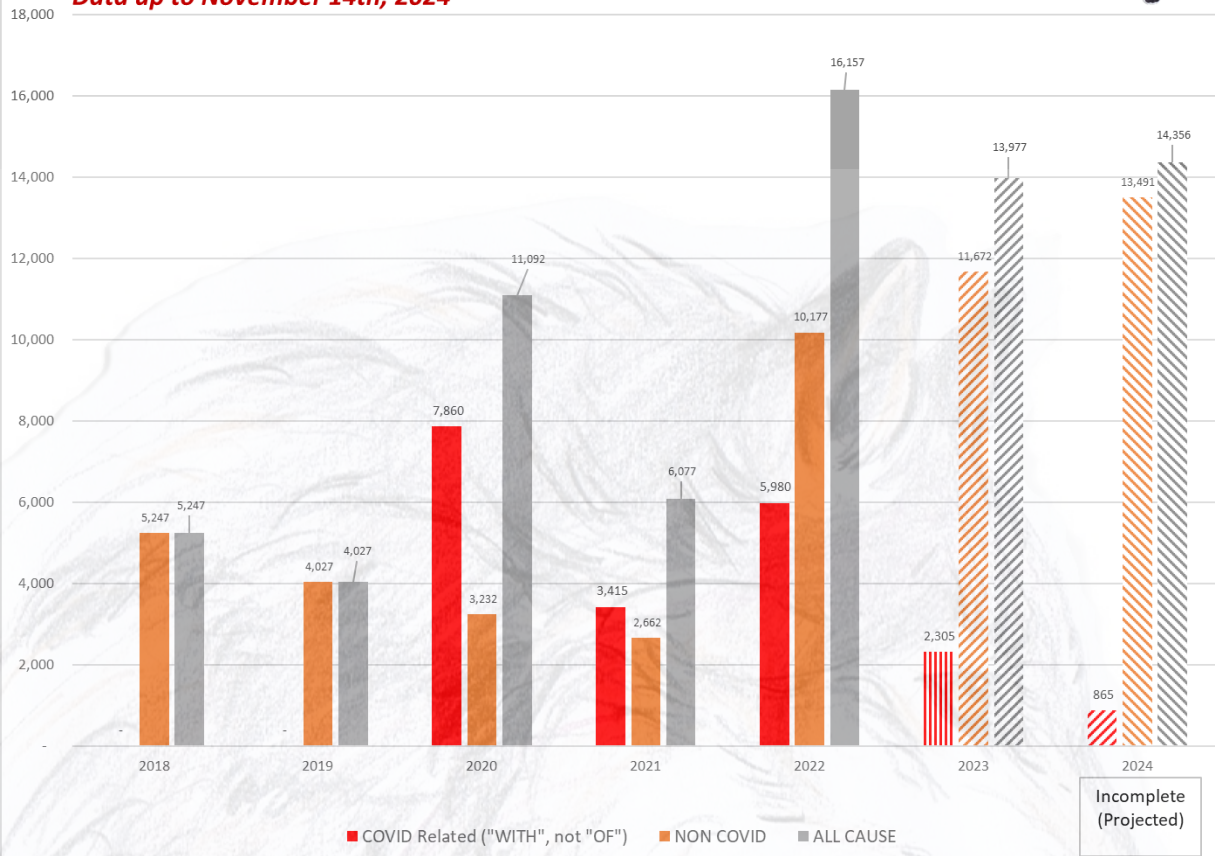
Statistique  
Canada

### Quebec Excess Deaths (Over 10 Year Average (2010-2019))

<https://www150.statcan.gc.ca/n1/daily-quotidien/221208/dq221208f-cansim-eng.htm>



**Data up to November 14th, 2024**



Statistics  
Canada

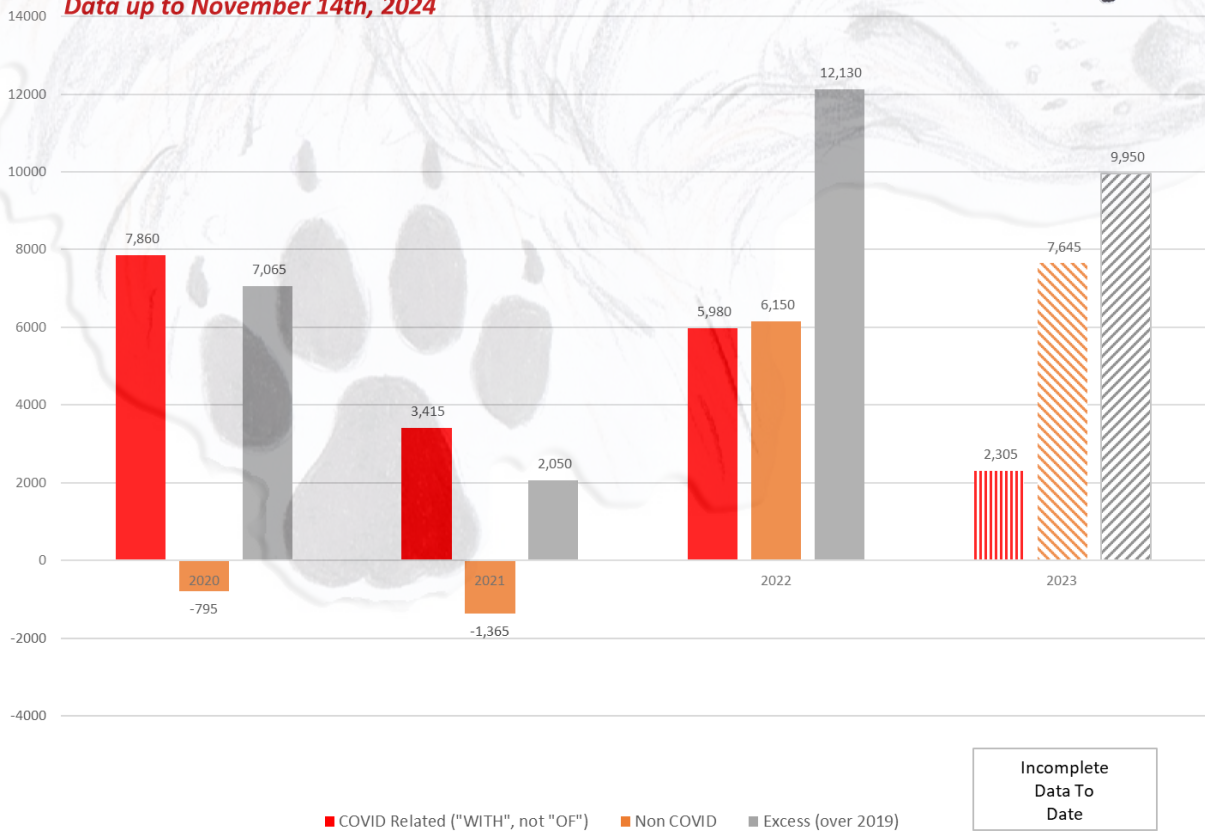
Statistique  
Canada

### Quebec Excess Deaths (Over 2019 baseline)

<https://www150.statcan.gc.ca/n1/daily-quotidien/221208/dq221208f-cansim-eng.htm>



**Data up to November 14th, 2024**

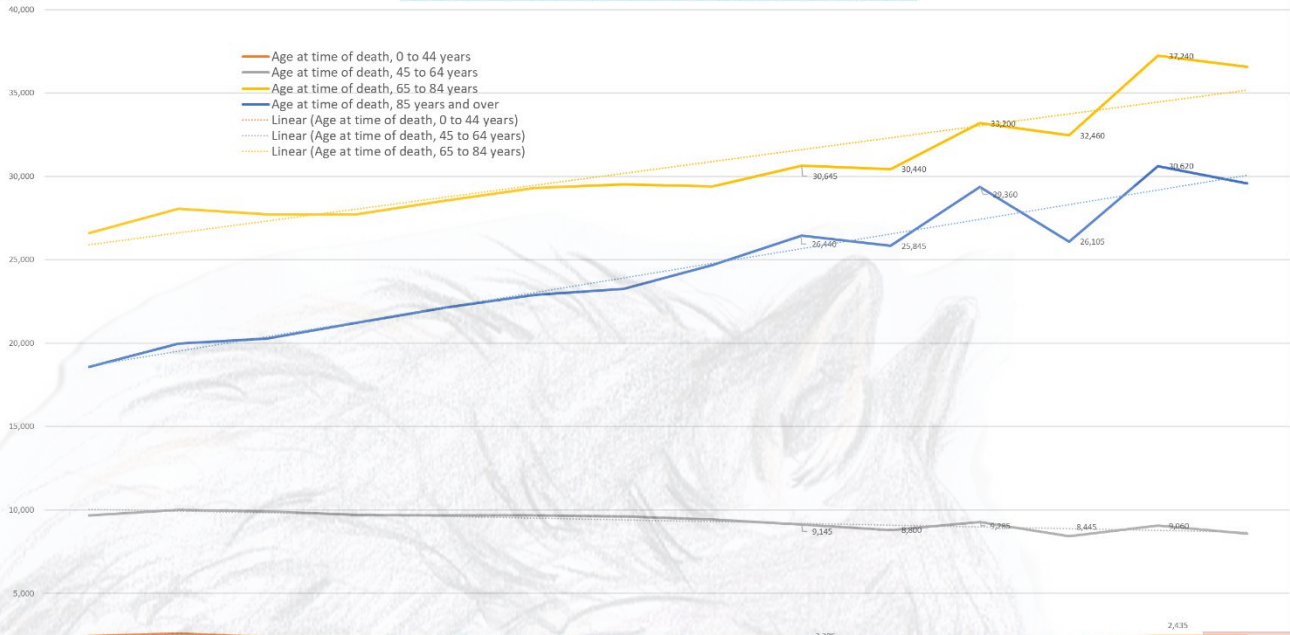




# Quebec All Cause Mortality

<https://www150.statcan.gc.ca/n1/daily-quotidien/221208/dq221208f-cansim-eng.htm>

Data up to November 14th, 2024

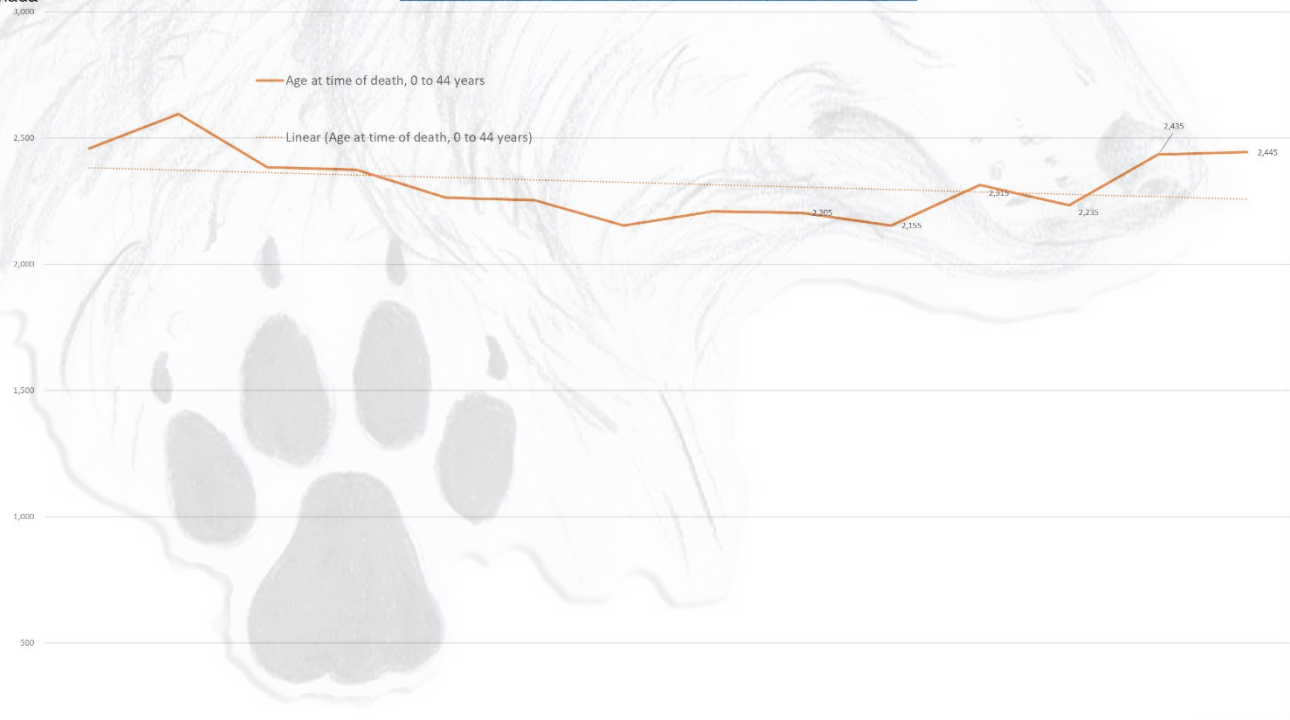


|   | 2010   | 2011   | 2012   | 2013   | 2014   | 2015   | 2016   | 2017   | 2018   | 2019   | 2020   | 2021   | 2022   | Incomplete Data To Date |
|---|--------|--------|--------|--------|--------|--------|--------|--------|--------|--------|--------|--------|--------|-------------------------|
| Age at time of death, 0 to 44 years     | 2,460  | 2,595  | 2,385  | 2,375  | 2,265  | 2,255  | 2,155  | 2,210  | 2,205  | 2,155  | 2,315  | 2,235  | 2,435  | 2,445                   |
| Age at time of death, 45 to 64 years    | 9,665  | 10,005 | 9,915  | 9,715  | 9,675  | 9,670  | 9,620  | 9,425  | 9,145  | 8,800  | 9,285  | 8,445  | 9,060  | 8,570                   |
| Age at time of death, 65 to 84 years    | 26,595 | 28,005 | 27,735 | 27,720 | 28,550 | 29,315 | 29,530 | 29,415 | 30,645 | 30,440 | 33,200 | 32,460 | 37,240 | 36,565                  |
| Age at time of death, 85 years and over | 18,575 | 19,990 | 20,285 | 21,215 | 22,150 | 22,985 | 23,250 | 24,700 | 26,440 | 25,815 | 29,360 | 26,105 | 30,620 | 29,595                  |

# Quebec All Cause Mortality

<https://www150.statcan.gc.ca/n1/daily-quotidien/221208/dq221208f-cansim-eng.htm>

Data up to November 14th, 2024



|                                     | 2010  | 2011  | 2012  | 2013  | 2014  | 2015  | 2016  | 2017  | 2018  | 2019  | 2020  | 2021  | 2022  | Incomplete Data To Date |
|-------------------------------------|-------|-------|-------|-------|-------|-------|-------|-------|-------|-------|-------|-------|-------|-------------------------|
| Age at time of death, 0 to 44 years | 2,460 | 2,595 | 2,385 | 2,375 | 2,265 | 2,255 | 2,155 | 2,210 | 2,205 | 2,155 | 2,315 | 2,235 | 2,435 | 2,445                   |

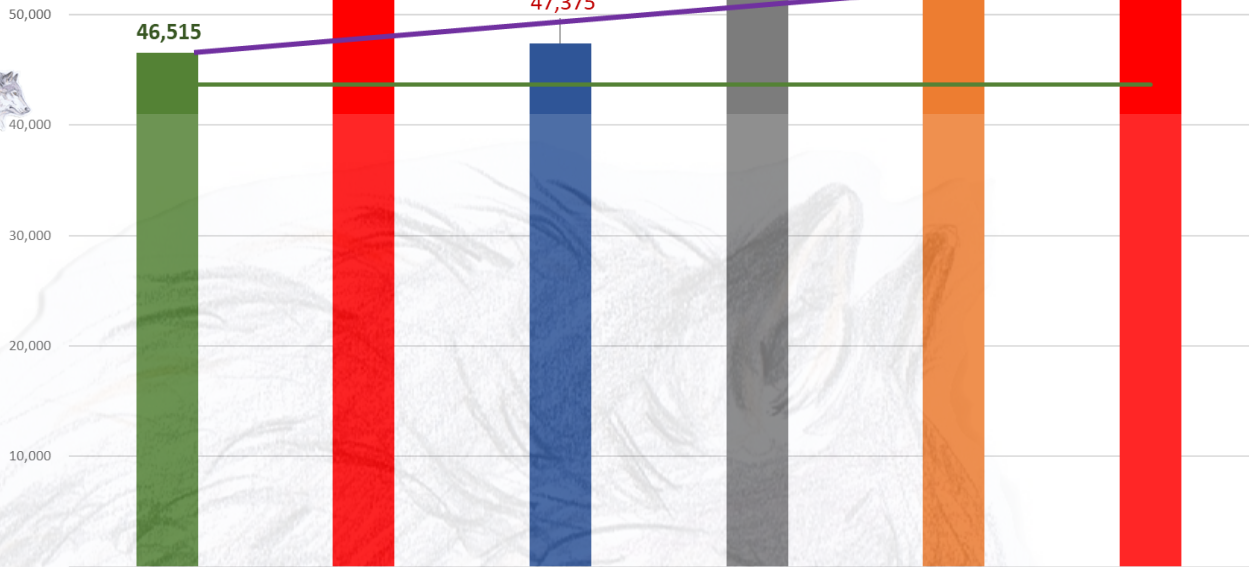


Statistics Canada / Statistique Canada

### Quebec Deaths Year on Year - Week 36

Data up to November 14th, 2024

Data for 2022 and 2023 are still being updated and are expected to rise.



|         | 2019   | 2020   | 2021   | 2022   | 2023   | 2024   |
|---------|--------|--------|--------|--------|--------|--------|
| Week 36 | 46,515 | 51,660 | 47,375 | 52,475 | 52,145 | 53,705 |
| Average | 43,675 | 43,675 | 43,675 | 43,675 | 43,675 | 43,675 |



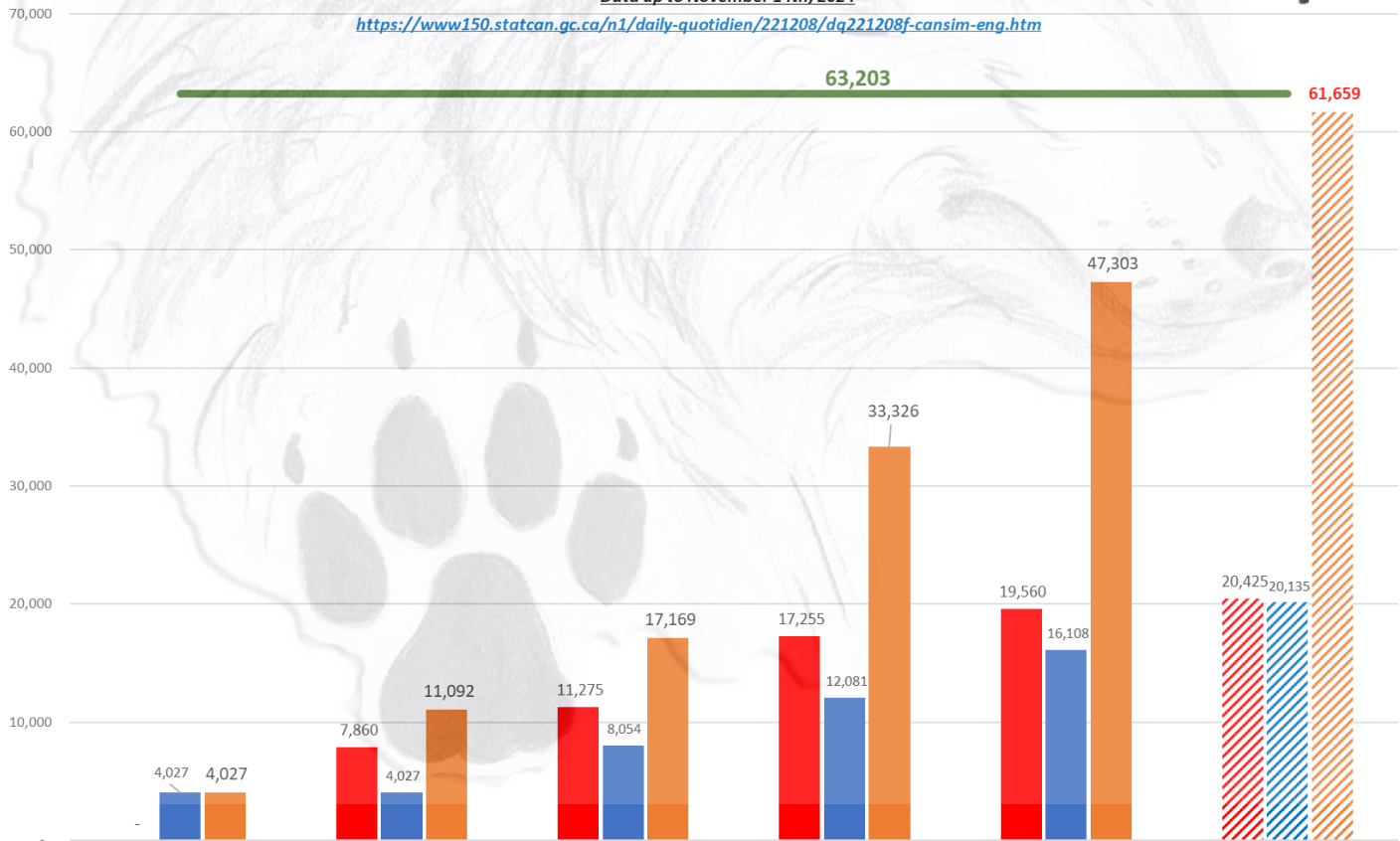
Statistics Canada / Statistique Canada

### Quebec Cumulative Excess Deaths (Over 10 Year Annual Average (2010-2019))

Expected (based on 2019 baseline) vs. Actual.

Data up to November 14th, 2024

<https://www150.statcan.gc.ca/n1/daily-quotidien/221208/dq221208f-cansim-eng.htm>



■ Cumulative reported COVID deaths 
 ■ 2019 baseline cumulative growth 
 ■ Cumulative deaths due to COVID response 
 ■ Ten Year Average Annual Deaths



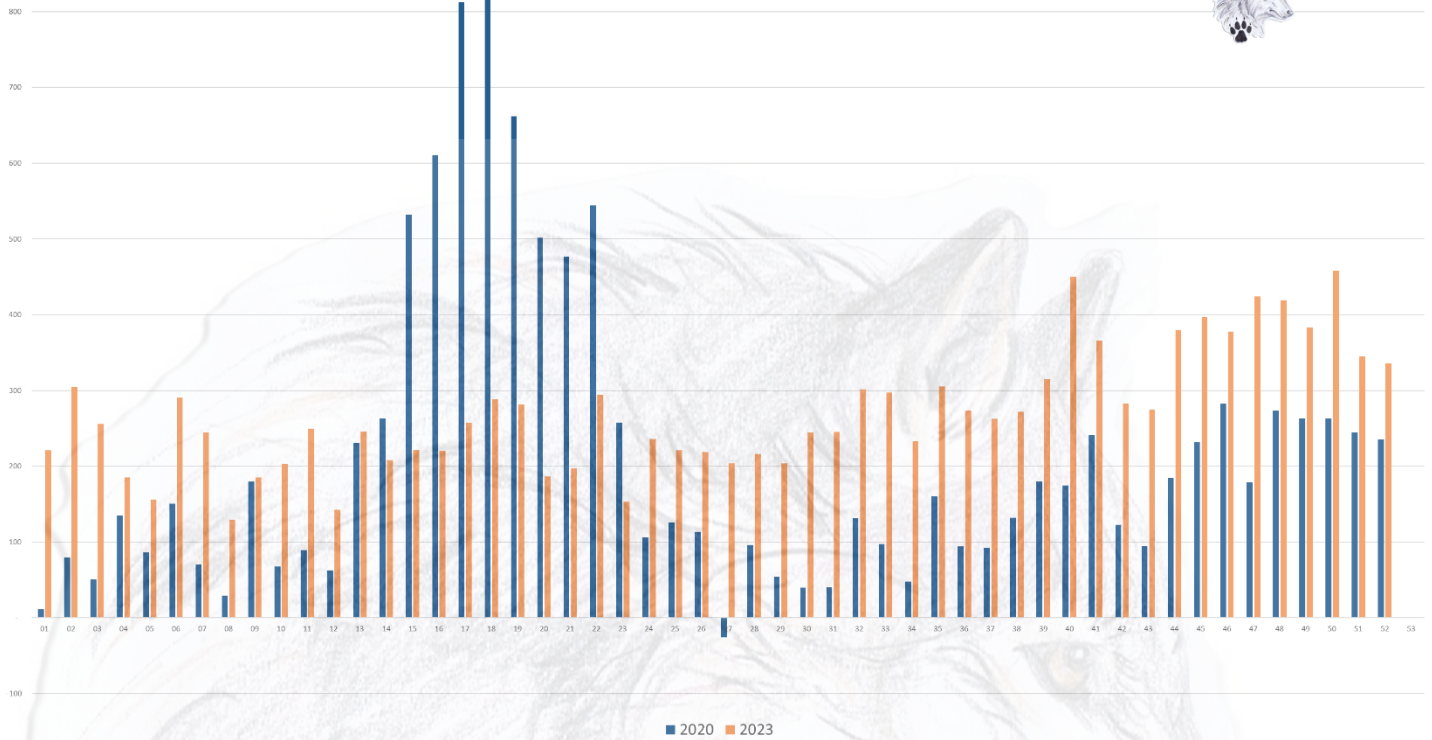


Statistics Canada / Statistique Canada

### Weekly Excess Deaths (over 10 year average) reported in Quebec - 2020 vs. 2023 *(note that 2023 numbers will increase over time due to lagging in reporting)*

**Data up to November 14th, 2024**

<https://www150.statcan.gc.ca/n1/pub/71-607-x/71-607-x2021028-eng.htm>

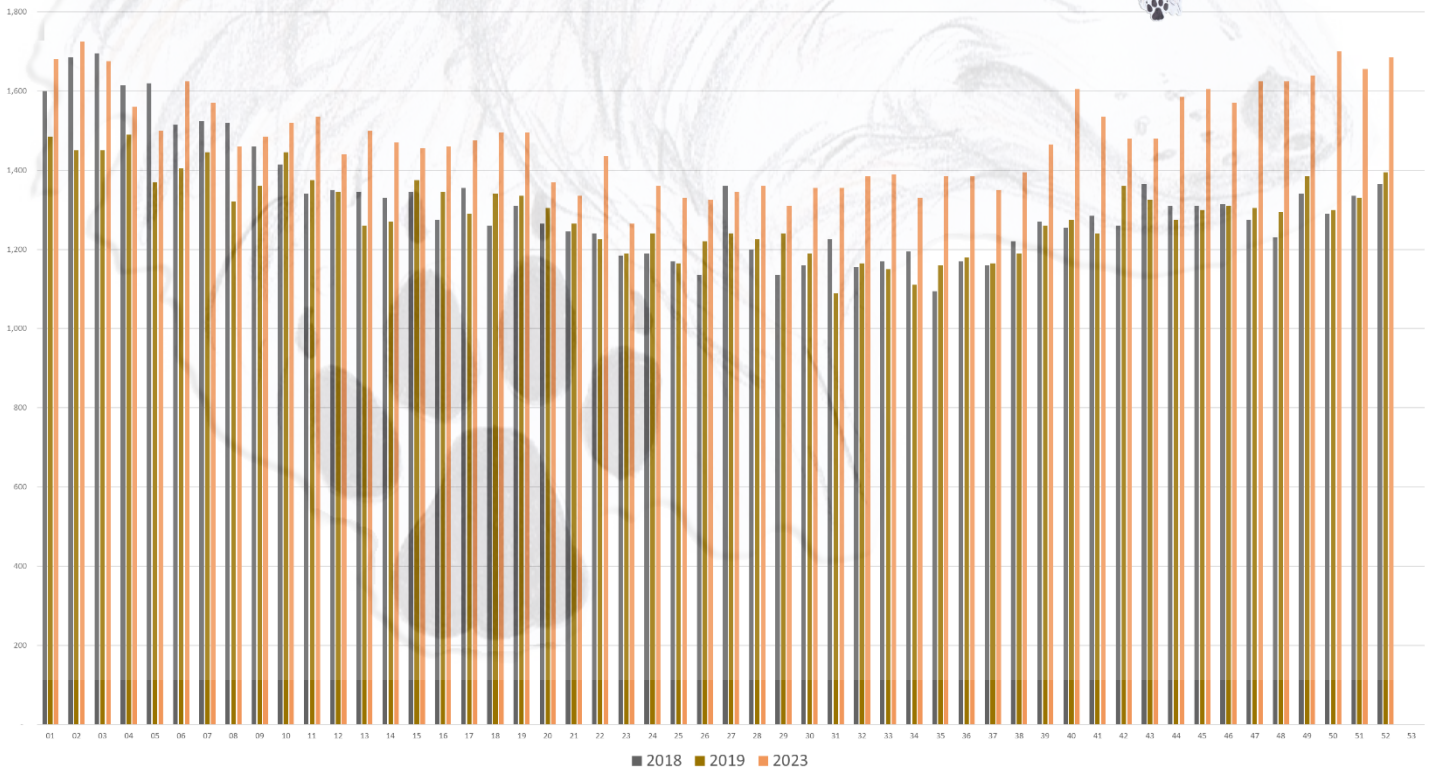


Statistics Canada / Statistique Canada

### Weekly All Cause Deaths reported in Quebec - 2018/19 and 2019/20 vs. 2023 *(note that 2023 numbers will increase over time due to lagging in reporting)*

**Data up to November 14th, 2024**

<https://www150.statcan.gc.ca/n1/pub/71-607-x/71-607-x2021028-eng.htm>



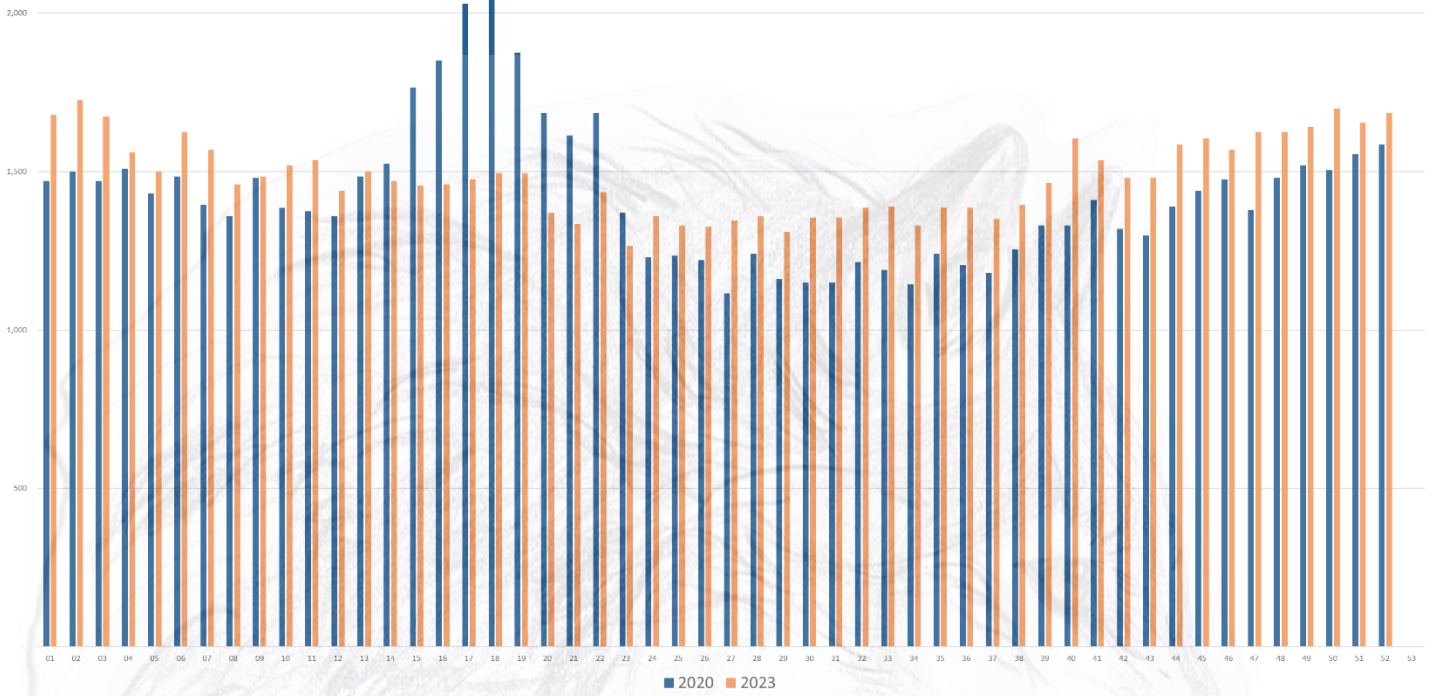


Statistics Canada / Statistique Canada

Weekly All Cause Deaths reported in Quebec - 2020 vs. 2023  
(note that 2023 numbers will increase over time due to lagging in reporting)

Data up to November 14th, 2024

<https://www150.statcan.gc.ca/n1/pub/71-607-x/71-607-x2021028-eng.htm>





# ALL-CAUSE MORTALITY DATA – NEW BRUNSWICK

Stats Canada Data as of November 14th, 2024

Why do we no longer see data on 'By Vaccine Status' or 'Co-Morbidities'?

<https://www150.statcan.gc.ca/n1/daily-quotidien/221208/dq221208f-cansim-eng.htm>

Data up to November 14th, 2024

## New Brunswick

| Week         | 2010  | 2011         | 2012         | 2013         | 2014         | 2015         | 2016         | 2017         | 2018         | 2019         | 2020         | 2021         | 2022         | 2023         | 2024         | Increase   |
|--------------|---|--------------|--------------|--------------|--------------|--------------|--------------|--------------|--------------|--------------|--------------|--------------|--------------|--------------|--------------|------------|
| 01           |   | 140          | 150          | 165          | 140          | 145          | 140          | 145          | 180          | 160          | 180          | 130          | 200          | 195          | 210          | 30         |
| 02           | 130   | 130          | 120          | 145          | 160          | 165          | 125          | 160          | 185          | 155          | 140          | 140          | 195          | 210          | 180          | 40         |
| 03           | 110   | 110          | 135          | 150          | 155          | 170          | 155          | 160          | 175          | 170          | 150          | 155          | 195          | 195          | 195          | 45         |
| 04           | 110   | 135          | 130          | 130          | 135          | 180          | 140          | 160          | 150          | 160          | 150          | 165          | 230          | 180          | 185          | 35         |
| 05           | 140   | 125          | 130          | 150          | 145          | 165          | 165          | 150          | 155          | 165          | 135          | 185          | 210          | 190          | 165          | 30         |
| 06           | 135   | 145          | 150          | 125          | 125          | 180          | 145          | 170          | 135          | 170          | 165          | 165          | 210          | 175          | 165          | -          |
| 07           | 145   | 140          | 135          | 150          | 150          | 180          | 135          | 145          | 165          | 115          | 140          | 150          | 195          | 180          | 160          | 20         |
| 08           | 120   | 130          | 125          | 140          | 140          | 175          | 135          | 155          | 160          | 185          | 145          | 145          | 185          | 170          | 170          | 25         |
| 09           | 135   | 150          | 125          | 120          | 125          | 170          | 125          | 165          | 145          | 170          | 150          | 125          | 170          | 170          | 170          | 20         |
| 10           | 125   | 135          | 125          | 120          | 135          | 175          | 140          | 165          | 140          | 130          | 145          | 160          | 170          | 170          | 145          | -          |
| 11           | 135   | 140          | 130          | 140          | 135          | 165          | 160          | 165          | 155          | 135          | 135          | 170          | 170          | 185          | 160          | 25         |
| 12           | 120   | 145          | 155          | 130          | 115          | 150          | 125          | 150          | 180          | 145          | 145          | 145          | 155          | 150          | 165          | 20         |
| 13           | 120   | 140          | 125          | 145          | 140          | 150          | 175          | 145          | 160          | 160          | 150          | 165          | 180          | 160          | 170          | 20         |
| 14           | 120   | 100          | 125          | 110          | 135          | 135          | 140          | 155          | 160          | 160          | 145          | 150          | 175          | 155          | 180          | 35         |
| 15           | 115   | 125          | 130          | 135          | 130          | 160          | 140          | 160          | 160          | 155          | 135          | 145          | 185          | 175          | 190          | 55         |
| 16           | 140   | 150          | 120          | 125          | 130          | 145          | 150          | 145          | 150          | 150          | 145          | 140          | 175          | 175          | 195          | 50         |
| 17           | 150   | 130          | 130          | 120          | 130          | 140          | 155          | 140          | 140          | 170          | 160          | 150          | 165          | 155          | 165          | 5          |
| 18           | 140   | 115          | 130          | 135          | 120          | 140          | 130          | 180          | 160          | 140          | 140          | 165          | 175          | 150          | 150          | 10         |
| 19           | 100   | 135          | 105          | 150          | 125          | 140          | 135          | 130          | 160          | 175          | 150          | 140          | 185          | 145          | 185          | 35         |
| 20           | 135   | 115          | 125          | 110          | 115          | 135          | 145          | 125          | 145          | 150          | 150          | 175          | 170          | 160          | 170          | 20         |
| 21           | 130   | 125          | 145          | 140          | 130          | 125          | 125          | 145          | 140          | 145          | 140          | 140          | 190          | 150          | 160          | 20         |
| 22           | 125   | 120          | 110          | 115          | 115          | 140          | 135          | 150          | 145          | 150          | 135          | 125          | 150          | 140          | 145          | 10         |
| 23           | 100   | 130          | 105          | 115          | 110          | 120          | 140          | 145          | 155          | 140          | 135          | 135          | 150          | 160          | 150          | 15         |
| 24           | 105   | 135          | 110          | 105          | 110          | 150          | 130          | 140          | 130          | 130          | 115          | 145          | 165          | 150          | 160          | 45         |
| 25           | 105   | 135          | 115          | 110          | 140          | 135          | 125          | 110          | 150          | 135          | 140          | 130          | 150          | 150          | 180          | 40         |
| 26           | 140   | 125          | 105          | 120          | 135          | 110          | 135          | 140          | 125          | 135          | 130          | 140          | 145          | 140          | 150          | 20         |
| 27           | 100   | 105          | 125          | 125          | 120          | 115          | 130          | 105          | 120          | 135          | 130          | 140          | 155          | 145          | 175          | 45         |
| 28           | 130   | 115          | 130          | 130          | 130          | 130          | 130          | 120          | 135          | 145          | 145          | 120          | 160          | 140          |              |            |
| 29           | 125   | 115          | 125          | 110          | 125          | 115          | 145          | 165          | 125          | 135          | 130          | 140          | 140          | 140          | 145          |            |
| 30           | 95  | 125          | 110          | 130          | 125          | 120          | 150          | 145          | 115          | 135          | 120          | 140          | 160          | 150          |              |            |
| 31           | 120   | 110          | 115          | 120          | 120          | 115          | 150          | 110          | 140          | 150          | 130          | 155          | 170          | 145          |              |            |
| 32           | 120   | 90           | 100          | 100          | 135          | 125          | 140          | 130          | 130          | 145          | 140          | 145          | 155          | 130          |              |            |
| 33           | 95  | 110          | 100          | 135          | 125          | 115          | 125          | 150          | 145          | 150          | 155          | 145          | 170          | 150          |              |            |
| 34           | 120   | 130          | 100          | 100          | 140          | 125          | 130          | 135          | 120          | 145          | 125          | 145          | 150          | 170          |              |            |
| 35           | 115   | 120          | 135          | 115          | 150          | 110          | 125          | 140          | 150          | 135          | 150          | 135          | 140          | 175          |              |            |
| 36           | 120   | 135          | 95           | 105          | 165          | 125          | 135          | 150          | 145          | 145          | 115          | 180          | 175          | 160          |              |            |
| 37           | 110   | 100          | 125          | 110          | 115          | 115          | 115          | 135          | 135          | 140          | 130          | 175          | 190          | 160          |              |            |
| 38           | 125   | 120          | 110          | 130          | 120          | 105          | 135          | 120          | 140          | 140          | 160          | 165          | 165          | 165          |              |            |
| 39           | 125   | 125          | 120          | 130          | 120          | 130          | 125          | 130          | 120          | 145          | 140          | 145          | 205          | 175          |              |            |
| 40           | 125   | 110          | 110          | 120          | 130          | 140          | 130          | 135          | 145          | 160          | 145          | 190          | 180          | 160          |              |            |
| 41           | 125   | 130          | 105          | 130          | 125          | 130          | 155          | 145          | 155          | 135          | 130          | 170          | 170          | 180          |              |            |
| 42           | 135   | 110          | 125          | 105          | 135          | 140          | 115          | 130          | 145          | 145          | 165          | 165          | 185          | 165          |              |            |
| 43           | 125   | 125          | 120          | 110          | 140          | 135          | 150          | 140          | 160          | 150          | 140          | 180          | 170          | 195          |              |            |
| 44           | 120   | 105          | 140          | 140          | 115          | 130          | 110          | 130          | 160          | 160          | 160          | 150          | 180          | 175          |              |            |
| 45           | 125   | 125          | 125          | 145          | 130          | 125          | 120          | 155          | 140          | 150          | 160          | 165          | 180          | 195          |              |            |
| 46           | 115   | 120          | 120          | 115          | 135          | 170          | 140          | 145          | 140          | 150          | 150          | 165          | 185          | 150          |              |            |
| 47           | 120   | 120          | 130          | 120          | 135          | 145          | 130          | 155          | 130          | 155          | 150          | 155          | 175          | 195          |              |            |
| 48           | 120   | 130          | 115          | 135          | 130          | 150          | 135          | 130          | 155          | 150          | 145          | 140          | 170          | 170          |              |            |
| 49           | 130   | 90           | 130          | 140          | 115          | 125          | 125          | 145          | 150          | 150          | 150          | 215          | 230          | 200          |              |            |
| 50           | 125   | 115          | 125          | 125          | 150          | 135          | 140          | 170          | 145          | 175          | 150          | 170          | 205          | 180          |              |            |
| 51           | 110   | 120          | 145          | 130          | 140          | 135          | 155          | 155          | 175          | 155          | 145          | 175          | 205          | 190          |              |            |
| 52           | 120   | 115          | 130          | 170          | 160          | 115          | 165          | 145          | 140          | 130          | 160          | 175          | 195          | 200          |              |            |
| 53           |   | 135          |              |              |              |              | 160          |              |              |              |              |              | 215          |              |              |            |
| <b>Total</b> | <b>6,225</b>  | <b>6,555</b> | <b>6,400</b> | <b>6,625</b> | <b>6,855</b> | <b>7,265</b> | <b>7,315</b> | <b>7,515</b> | <b>7,665</b> | <b>7,765</b> | <b>7,470</b> | <b>8,025</b> | <b>9,425</b> | <b>8,700</b> | <b>4,595</b> | <b>715</b> |
|              | <a href="https://www150.statcan.gc.ca/n1/daily-quotidien/221208/dq221208f-cansim-eng.htm">https://www150.statcan.gc.ca/n1/daily-quotidien/221208/dq221208f-cansim-eng.htm</a> |              |              |              |              |              |              |              |              |              |              |              |              |              |              |            |
| First 27 W   | 3,230   | 3,510        | 3,415        | 3,525        | 3,545        | 4,060        | 3,780        | 4,005        | 4,125        | 4,090        | 3,880        | 4,020        | 4,800        | 4,480        | 4,595        | 715        |



Statistics Canada

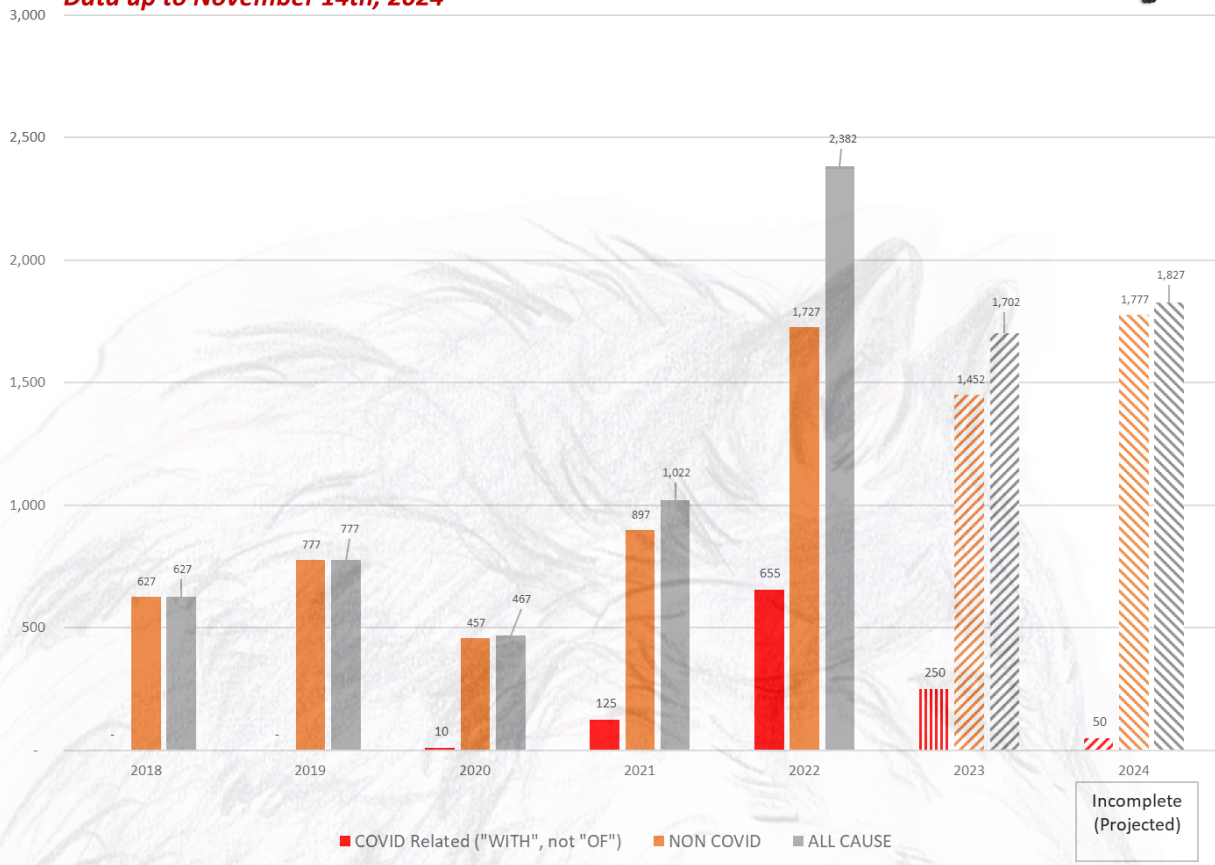
Statistique Canada

### New Brunswick Excess Deaths (Over 10 Year Average (2010-2019))

<https://www150.statcan.gc.ca/n1/daily-quotidien/221208/dq221208f-cansim-eng.htm>



**Data up to November 14th, 2024**



Statistics Canada

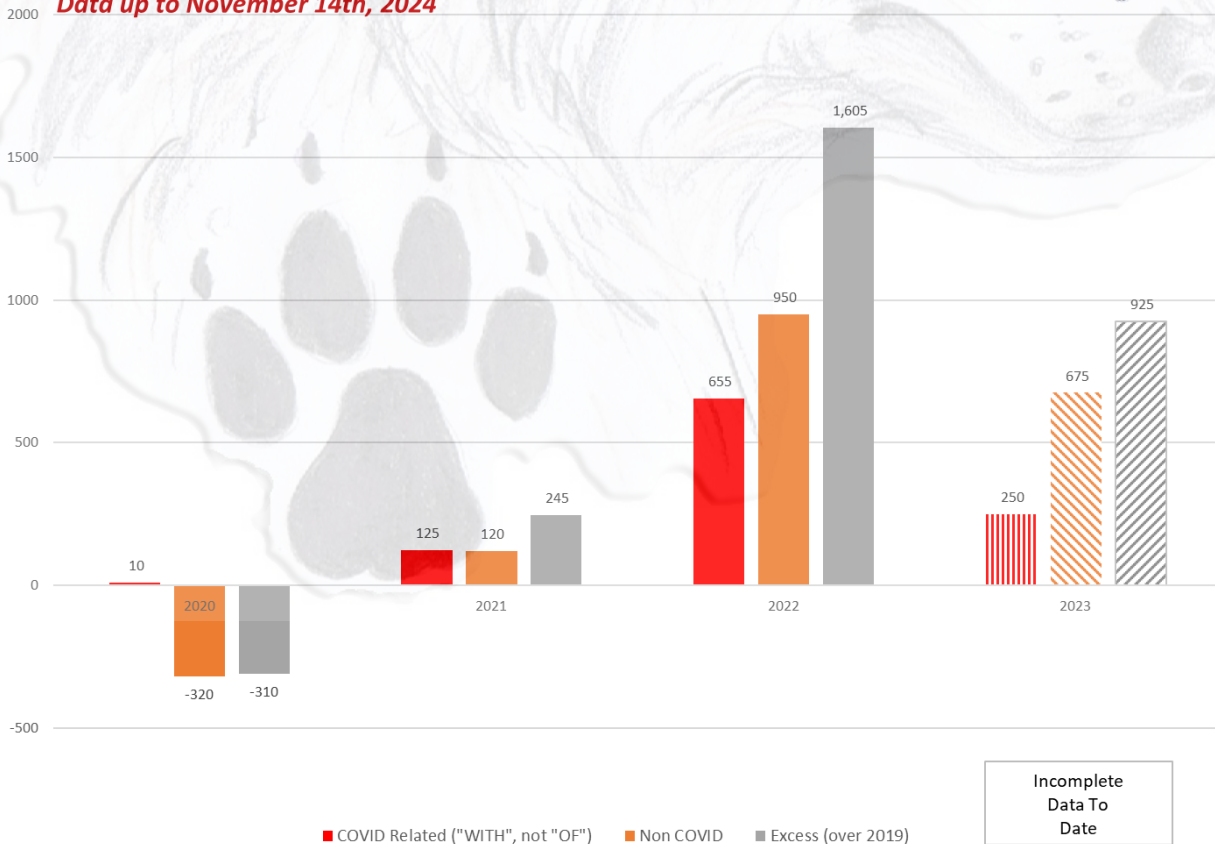
Statistique Canada

### New Brunswick Excess Deaths (Over 2019 baseline)

<https://www150.statcan.gc.ca/n1/daily-quotidien/221208/dq221208f-cansim-eng.htm>



**Data up to November 14th, 2024**







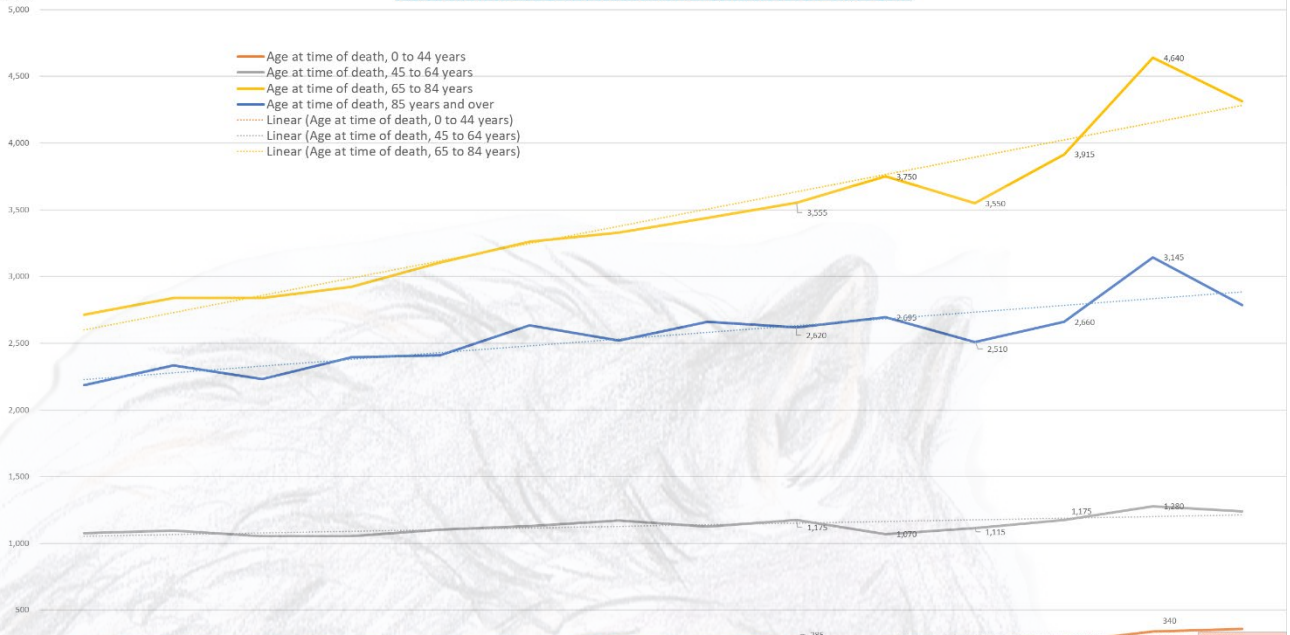
Statistics Canada

Statistique Canada

# New Brunswick All Cause Mortality

<https://www150.statcan.gc.ca/n1/daily-quotidien/221208/dq221208f-cansim-eng.htm>

Data up to November 14th, 2024



|   | 2010  | 2011  | 2012  | 2013  | 2014  | 2015  | 2016  | 2017  | 2018  | 2019  | 2020  | 2021  | 2022  | Incomplete Data To Date |
|---|-------|-------|-------|-------|-------|-------|-------|-------|-------|-------|-------|-------|-------|-------------------------|
| Age at time of death, 0 to 44 years     | 250   | 285   | 275   | 250   | 235   | 240   | 295   | 250   | 285   | 285   | 270   | 260   | 340   | 360                     |
| Age at time of death, 45 to 64 years    | 1,075 | 1,095 | 1,055 | 1,055 | 1,105 | 1,130 | 1,170 | 1,125 | 1,175 | 1,070 | 1,115 | 1,175 | 1,280 | 1,240                   |
| Age at time of death, 65 to 84 years    | 2,715 | 2,840 | 2,840 | 2,925 | 3,105 | 3,200 | 3,330 | 3,440 | 3,555 | 3,750 | 3,550 | 3,915 | 4,640 | 4,315                   |
| Age at time of death, 85 years and over | 2,185 | 2,335 | 2,230 | 2,395 | 2,410 | 2,635 | 2,520 | 2,690 | 2,620 | 2,695 | 2,510 | 2,660 | 3,145 | 2,785                   |



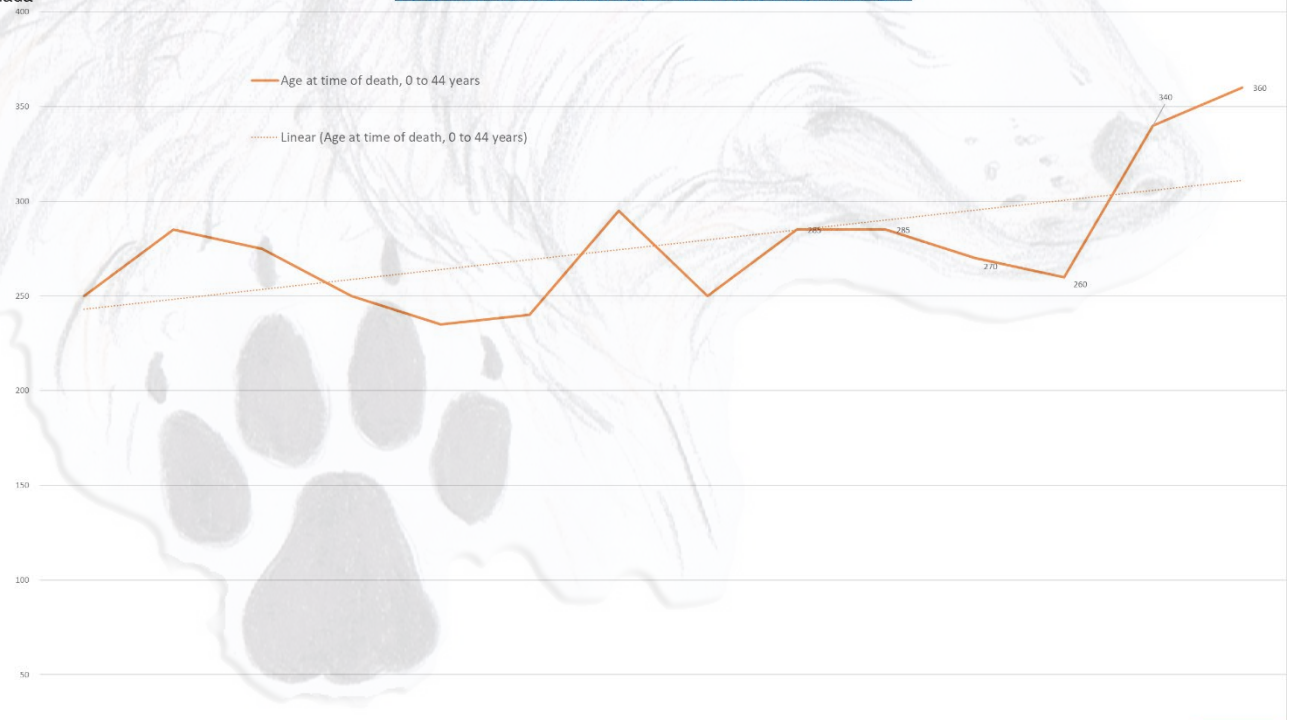
Statistics Canada

Statistique Canada

# New Brunswick All Cause Mortality

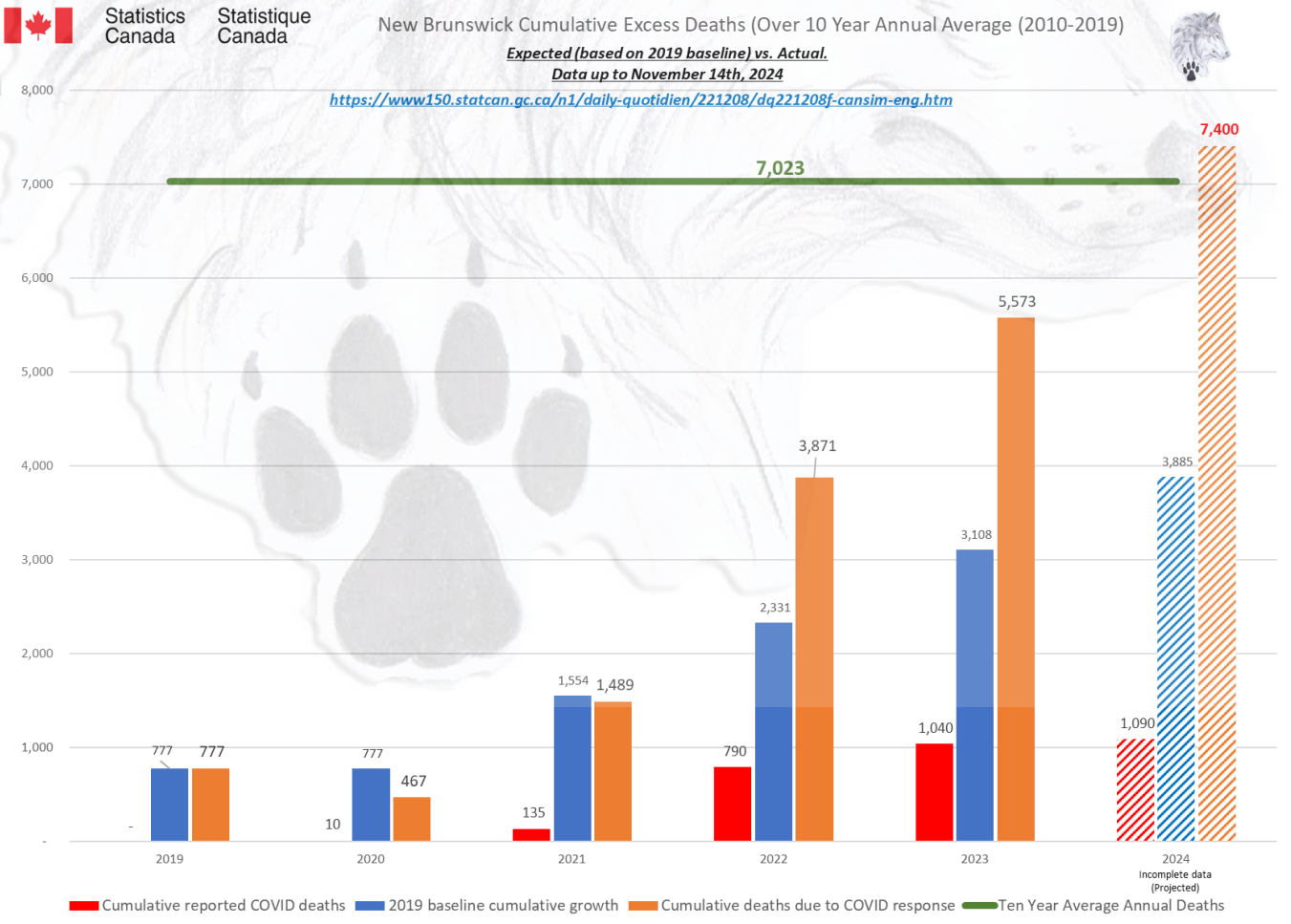
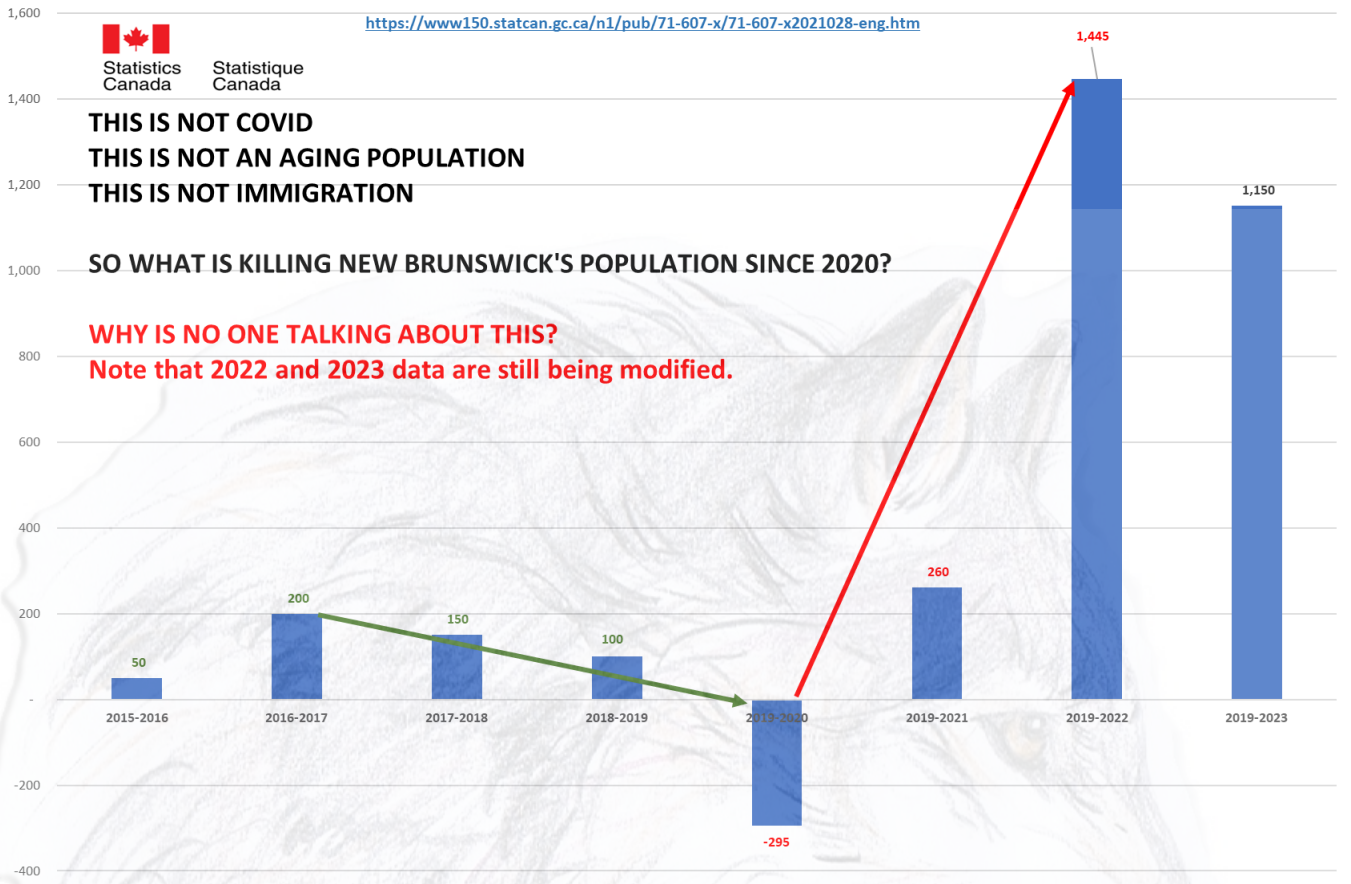
<https://www150.statcan.gc.ca/n1/daily-quotidien/221208/dq221208f-cansim-eng.htm>

Data up to November 14th, 2024



|                                     | 2010 | 2011 | 2012 | 2013 | 2014 | 2015 | 2016 | 2017 | 2018 | 2019 | 2020 | 2021 | 2022 | Incomplete Data To Date |
|-------------------------------------|------|------|------|------|------|------|------|------|------|------|------|------|------|-------------------------|
| Age at time of death, 0 to 44 years | 250  | 285  | 275  | 250  | 235  | 240  | 295  | 250  | 285  | 285  | 270  | 260  | 340  | 360                     |

## Change in All Cause Mortality 2015-2022 - New Brunswick





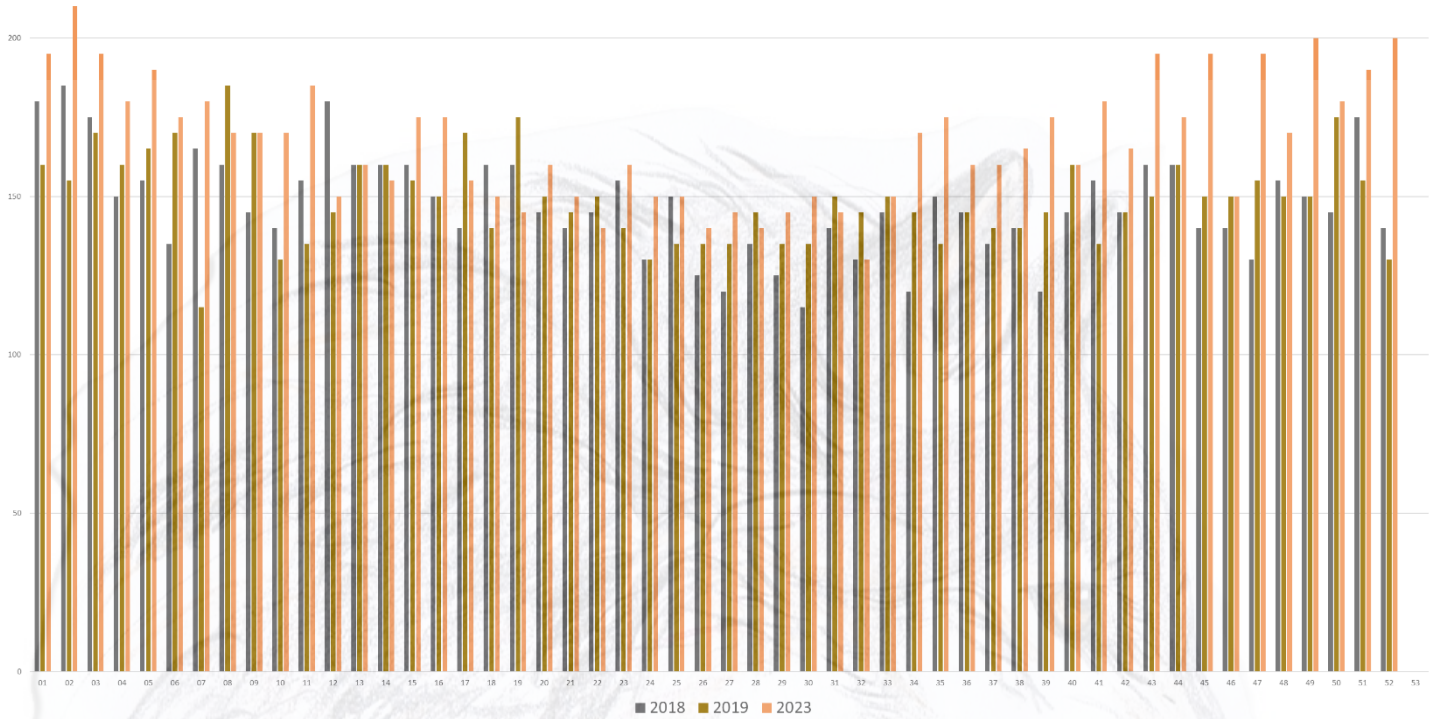


Statistique Canada

Weekly All Cause Deaths reported in New Brunswick - 2018/19 and 2019/20 vs. 2023  
(note that 2023 numbers will increase over time due to lagging in reporting)

Data up to November 14th, 2024

<https://www150.statcan.gc.ca/n1/pub/71-607-x/71-607-x2021028-eng.htm>

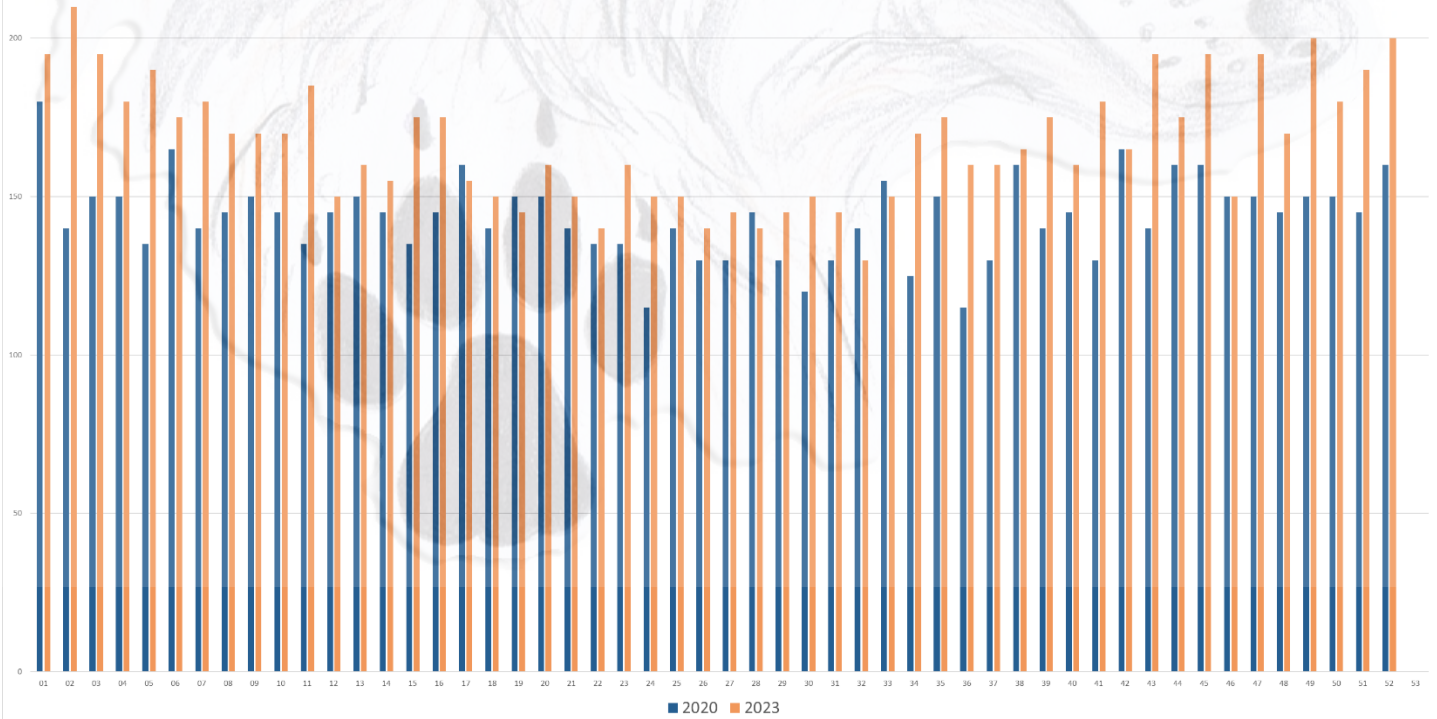


Statistique Canada

Weekly All Cause Deaths reported in New Brunswick - 2020 vs. 2023  
(note that 2023 numbers will increase over time due to lagging in reporting)

Data up to November 14th, 2024

<https://www150.statcan.gc.ca/n1/pub/71-607-x/71-607-x2021028-eng.htm>



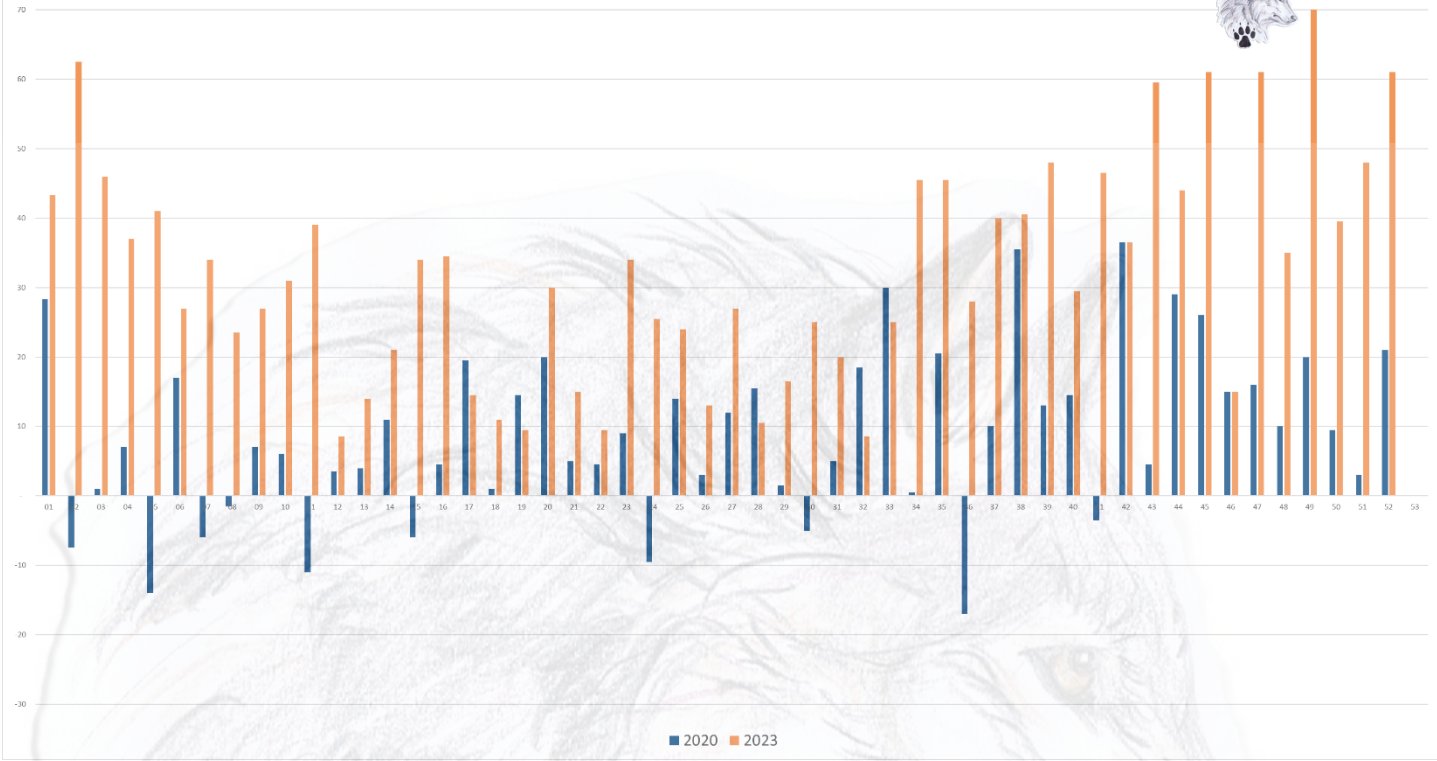


Statistics Canada / Statistique Canada

### Weekly Excess Deaths (over 10 year average) reported in New Brunswick - 2020 vs. 2023 (note that 2023 numbers will increase over time due to lagging in reporting)

Data up to November 14th, 2024

<https://www150.statcan.gc.ca/n1/pub/71-607-x/71-607-x2021028-eng.htm>





# ALL-CAUSE MORTALITY DATA – NEWFOUNDLAND AND LABRADOR

Stats Canada Data as of November 14th, 2024

Why do we no longer see data on 'By Vaccine Status' or 'Co-Morbidities'?

<https://www150.statcan.gc.ca/n1/daily-quotidien/221208/dq221208f-cansim-eng.htm>

Data up to November 14th, 2024

## Newfoundland and Labrador

| Week         | 2010  | 2011         | 2012         | 2013         | 2014         | 2015         | 2016         | 2017         | 2018         | 2019         | 2020         | 2021         | 2022         | 2023         | 2024         | Increase   |
|--------------|---|--------------|--------------|--------------|--------------|--------------|--------------|--------------|--------------|--------------|--------------|--------------|--------------|--------------|--------------|------------|
| 01           |   | 90           | 110          | 125          | 120          | 145          | 110          | 130          | 120          | 100          | 100          | 130          | 110          | 150          | 155          | 55         |
| 02           | 90  | 105          | 85           | 105          | 105          | 125          | 115          | 100          | 110          | 120          | 120          | 115          | 115          | 155          | 140          | 20         |
| 03           | 95  | 85           | 105          | 115          | 100          | 135          | 110          | 125          | 110          | 115          | 110          | 140          | 150          | 150          | 140          | 30         |
| 04           | 80  | 100          | 90           | 100          | 110          | 110          | 110          | 110          | 100          | 115          | 105          | 110          | 140          | 125          | 120          | 15         |
| 05           | 80  | 95           | 125          | 110          | 80           | 105          | 80           | 95           | 100          | 100          | 125          | 125          | 145          | 115          | 150          | 25         |
| 06           | 110   | 90           | 100          | 120          | 100          | 125          | 90           | 105          | 95           | 90           | 125          | 105          | 135          | 135          | 130          | 5          |
| 07           | 85  | 95           | 85           | 115          | 105          | 100          | 85           | 115          | 105          | 105          | 130          | 110          | 115          | 115          | 160          | 30         |
| 08           | 75  | 90           | 90           | 105          | 110          | 125          | 90           | 100          | 110          | 95           | 95           | 105          | 145          | 125          | 115          | 20         |
| 09           | 85  | 85           | 95           | 110          | 100          | 110          | 110          | 110          | 95           | 105          | 115          | 110          | 115          | 115          | 115          | -          |
| 10           | 80  | 85           | 95           | 105          | 85           | 105          | 100          | 125          | 120          | 105          | 130          | 110          | 120          | 110          | 115          | - 15       |
| 11           | 75  | 85           | 75           | 105          | 95           | 100          | 85           | 105          | 130          | 100          | 95           | 115          | 135          | 115          | 100          | 5          |
| 12           | 85  | 100          | 95           | 90           | 100          | 120          | 90           | 110          | 120          | 90           | 100          | 105          | 130          | 120          | 130          | 30         |
| 13           | 110   | 80           | 85           | 105          | 85           | 100          | 95           | 100          | 120          | 100          | 90           | 100          | 135          | 135          | 100          | 10         |
| 14           | 95  | 105          | 105          | 85           | 100          | 110          | 105          | 100          | 110          | 100          | 90           | 115          | 120          | 95           | 120          | 30         |
| 15           | 85  | 100          | 90           | 90           | 105          | 105          | 115          | 105          | 115          | 95           | 115          | 105          | 145          | 130          | 115          | -          |
| 16           | 90  | 90           | 95           | 90           | 75           | 95           | 100          | 130          | 105          | 120          | 110          | 105          | 125          | 120          | 115          | 5          |
| 17           | 90  | 100          | 90           | 75           | 105          | 90           | 100          | 110          | 90           | 125          | 100          | 110          | 115          | 110          | 120          | 20         |
| 18           | 90  | 95           | 95           | 75           | 80           | 100          | 100          | 105          | 100          | 95           | 95           | 110          | 120          | 100          | 110          | 15         |
| 19           | 90  | 95           | 105          | 105          | 95           | 80           | 120          | 90           | 110          | 90           | 95           | 100          | 110          | 110          | 110          | 15         |
| 20           | 80  | 75           | 65           | 75           | 105          | 115          | 95           | 110          | 70           | 100          | 110          | 80           | 125          | 110          | 115          | 5          |
| 21           | 90  | 90           | 80           | 85           | 100          | 110          | 90           | 95           | 100          | 95           | 120          | 110          | 105          | 100          | 125          | 5          |
| 22           | 100   | 90           | 105          | 80           | 100          | 100          | 95           | 120          | 105          | 100          | 100          | 90           | 125          | 110          | 125          | 25         |
| 23           | 95  | 85           | 80           | 95           | 85           | 110          | 105          | 80           | 75           | 90           | 95           | 110          | 125          | 85           | 100          | 5          |
| 24           | 85  | 85           | 90           | 105          | 115          | 110          | 100          | 90           | 95           | 100          | 105          | 90           | 120          | 120          | 115          | 10         |
| 25           | 70  | 70           | 95           | 90           | 85           | 85           | 90           | 80           | 100          | 105          | 95           | 110          | 110          | 125          | 120          | 25         |
| 26           | 65  | 75           | 95           | 90           | 90           | 100          | 100          | 85           | 105          | 85           | 95           | 120          | 120          | 115          | 110          | 15         |
| 27           | 80  | 85           | 65           | 90           | 80           | 90           | 80           | 100          | 75           | 110          | 110          | 115          | 100          | 105          | 125          | 15         |
| 28           | 75  | 90           | 65           | 90           | 80           | 90           | 100          | 90           | 95           | 85           | 85           | 110          | 125          | 115          | 125          | 40         |
| 29           | 80  | 100          | 65           | 90           | 95           | 85           | 70           | 85           | 70           | 90           | 115          | 105          | 120          | 100          | 110          | - 5        |
| 30           | 90  | 75           | 85           | 95           | 75           | 75           | 75           | 85           | 90           | 95           | 120          | 100          | 115          | 100          | 120          | -          |
| 31           | 85  | 90           | 90           | 80           | 90           | 70           | 85           | 90           | 100          | 95           | 100          | 105          | 110          | 115          | 105          | 5          |
| 32           | 85  | 95           | 90           | 65           | 85           | 110          | 85           | 90           | 105          | 85           | 85           | 115          | 125          | 125          | 105          | 20         |
| 33           | 75  | 80           | 80           | 90           | 70           | 95           | 105          | 80           | 75           | 85           | 85           | 125          | 140          | 120          | 105          | 20         |
| 34           | 90  | 75           | 85           | 85           | 95           | 105          | 90           | 95           | 90           | 95           | 95           | 105          | 125          | 90           | 100          | 5          |
| 35           | 70  | 80           | 75           | 90           | 70           | 70           | 100          | 90           | 90           | 95           | 90           | 115          | 95           | 105          | 45           | - 45       |
| 36           | 80  | 75           | 85           | 80           | 95           | 80           | 90           | 70           | 105          | 95           | 110          | 115          | 115          | 105          |              |            |
| 37           | 90  | 85           | 70           | 85           | 115          | 90           | 70           | 95           | 90           | 110          | 95           | 115          | 105          | 120          |              |            |
| 38           | 85  | 90           | 85           | 70           | 100          | 100          | 85           | 80           | 85           | 110          | 100          | 100          | 110          | 110          |              |            |
| 39           | 75  | 65           | 90           | 75           | 85           | 95           | 90           | 75           | 90           | 110          | 105          | 125          | 115          | 130          |              |            |
| 40           | 75  | 90           | 85           | 95           | 90           | 85           | 100          | 95           | 95           | 90           | 90           | 125          | 105          | 130          |              |            |
| 41           | 100   | 80           | 75           | 90           | 110          | 100          | 95           | 85           | 90           | 75           | 110          | 125          | 110          | 115          |              |            |
| 42           | 95  | 70           | 90           | 95           | 95           | 95           | 85           | 105          | 115          | 110          | 115          | 100          | 120          | 120          |              |            |
| 43           | 85  | 85           | 100          | 75           | 90           | 90           | 105          | 95           | 105          | 105          | 100          | 130          | 105          | 120          |              |            |
| 44           | 85  | 80           | 100          | 95           | 100          | 90           | 95           | 95           | 90           | 110          | 105          | 125          | 145          | 110          |              |            |
| 45           | 80  | 75           | 90           | 90           | 100          | 95           | 95           | 95           | 100          | 110          | 90           | 130          | 140          | 115          |              |            |
| 46           | 85  | 80           | 80           | 80           | 115          | 100          | 105          | 95           | 105          | 115          | 90           | 120          | 120          | 130          |              |            |
| 47           | 95  | 90           | 75           | 100          | 75           | 100          | 95           | 95           | 115          | 95           | 120          | 125          | 110          | 130          |              |            |
| 48           | 105   | 110          | 95           | 90           | 90           | 105          | 110          | 110          | 110          | 110          | 100          | 110          | 135          | 125          |              |            |
| 49           | 90  | 80           | 85           | 75           | 110          | 100          | 75           | 95           | 115          | 95           | 110          | 105          | 115          | 140          |              |            |
| 50           | 75  | 75           | 90           | 90           | 100          | 105          | 100          | 100          | 105          | 105          | 95           | 130          | 140          | 120          |              |            |
| 51           | 90  | 80           | 105          | 85           | 100          | 80           | 105          | 100          | 115          | 110          | 125          | 155          | 130          | 140          |              |            |
| 52           | 70  | 70           | 85           | 100          | 110          | 100          | 110          | 105          | 100          | 95           | 75           | 125          | 130          | 120          |              |            |
| 53           |   | 95           |              |              |              |              | 95           |              |              |              |              |              | 145          |              |              |            |
| <b>Total</b> | <b>4,365</b>  | <b>4,585</b> | <b>4,610</b> | <b>4,795</b> | <b>4,955</b> | <b>5,215</b> | <b>5,080</b> | <b>5,125</b> | <b>5,235</b> | <b>5,225</b> | <b>5,385</b> | <b>5,890</b> | <b>6,505</b> | <b>6,150</b> | <b>4,110</b> | <b>460</b> |
|              | <a href="https://www150.statcan.gc.ca/n1/daily-quotidien/221208/dq221208f-cansim-eng.htm">https://www150.statcan.gc.ca/n1/daily-quotidien/221208/dq221208f-cansim-eng.htm</a> |              |              |              |              |              |              |              |              |              |              |              |              |              |              |            |
| First 35 W   | 2,905   | 3,110        | 3,125        | 3,325        | 3,275        | 3,605        | 3,375        | 3,535        | 3,505        | 3,475        | 3,650        | 3,830        | 4,310        | 4,070        | 4,110        | 460        |



Statistics Canada

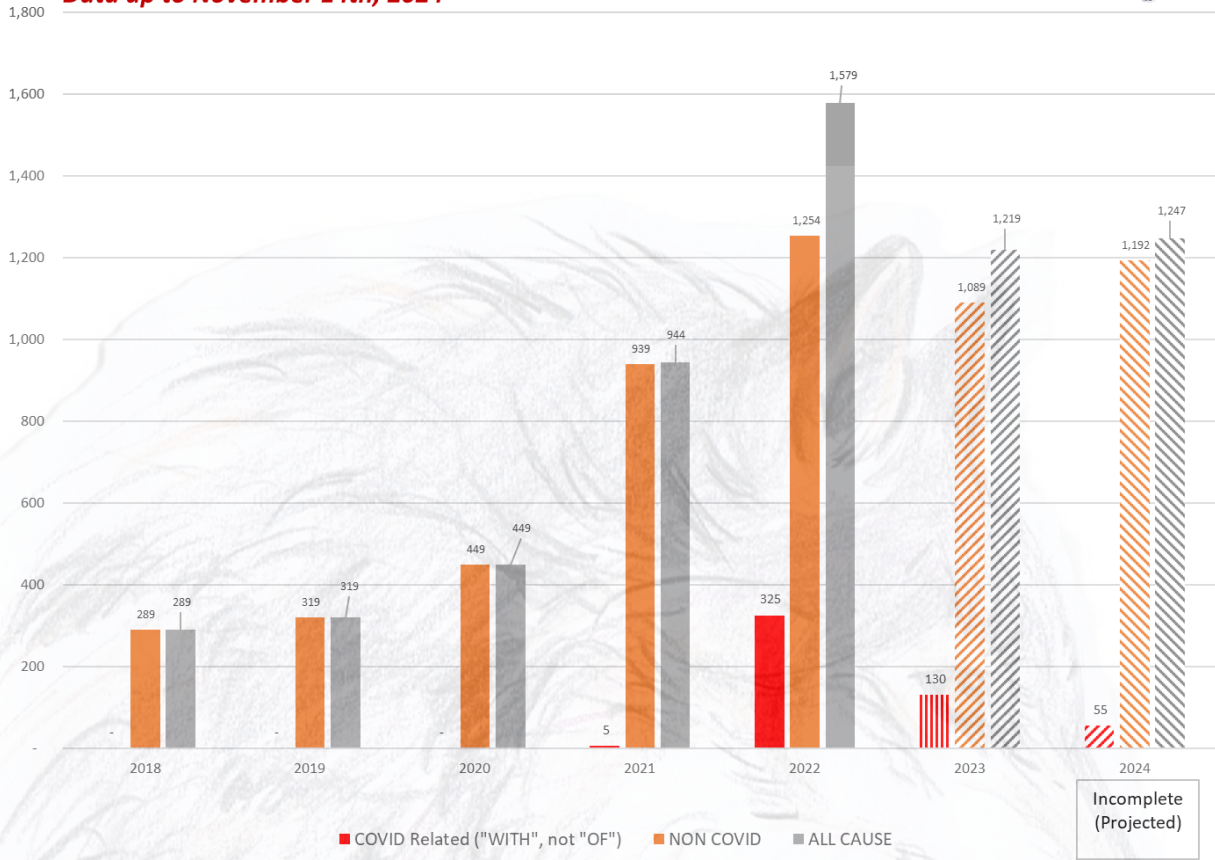
Statistique Canada

### Newfoundland and Labrador Excess Deaths (Over 10 Year Average (2010-2019))

<https://www150.statcan.gc.ca/n1/daily-quotidien/221208/dq221208f-cansim-eng.htm>



#### Data up to November 14th, 2024



Statistics Canada

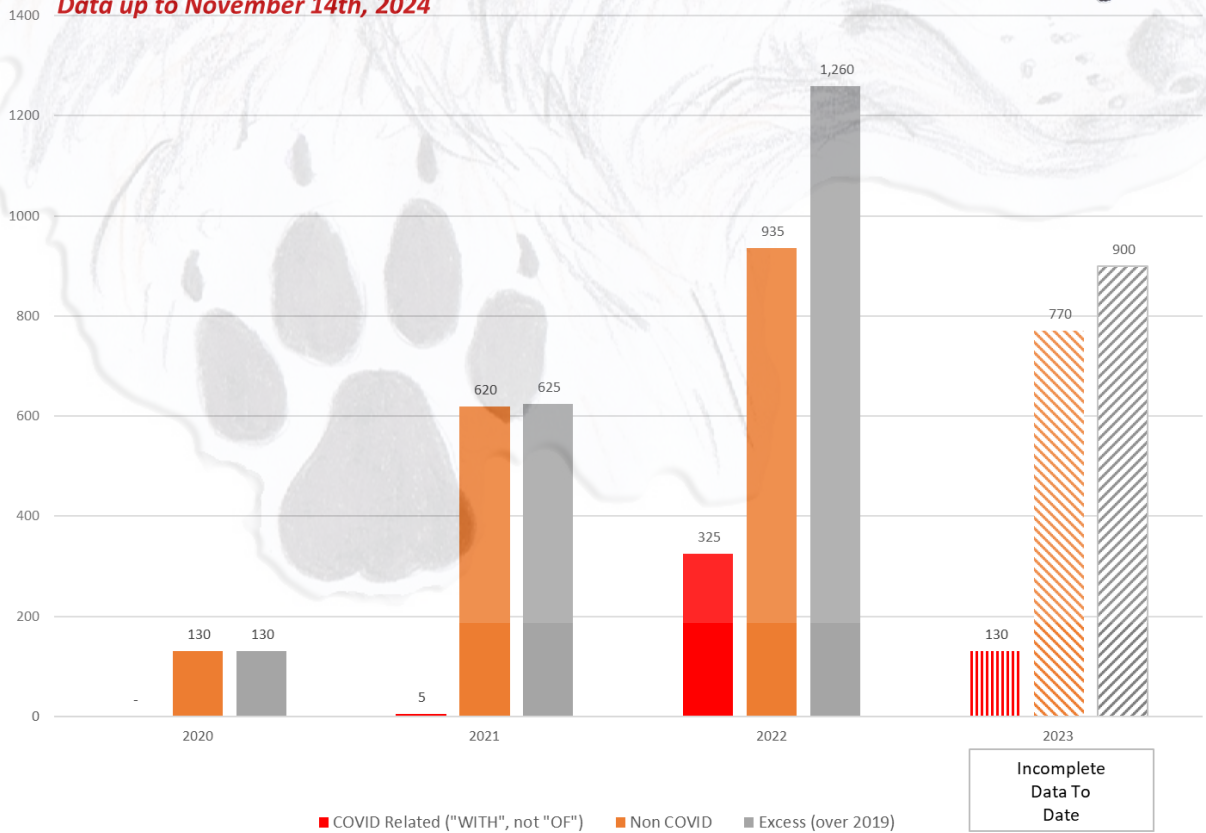
Statistique Canada

### Newfoundland and Labrador Excess Deaths (Over 2019 baseline)

<https://www150.statcan.gc.ca/n1/daily-quotidien/221208/dq221208f-cansim-eng.htm>



#### Data up to November 14th, 2024







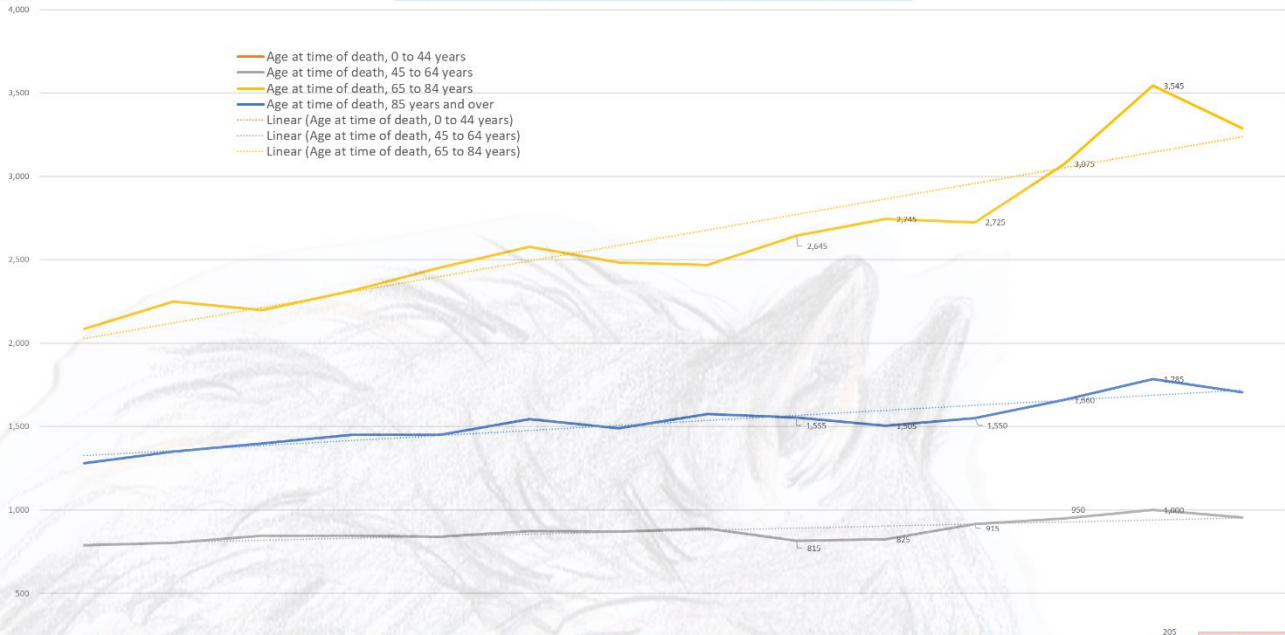
Statistics Canada

Statistique Canada

# Newfoundland and Labrador All Cause Mortality

<https://www150.statcan.gc.ca/n1/daily-quotidien/221208/dq221208f-cansim-eng.htm>

Data up to November 14th, 2024



|   | 2010  | 2011  | 2012  | 2013  | 2014  | 2015  | 2016  | 2017  | 2018  | 2019  | 2020  | 2021  | 2022  | Incomplete Data To Date |
|---|-------|-------|-------|-------|-------|-------|-------|-------|-------|-------|-------|-------|-------|-------------------------|
| Age at time of death, 0 to 44 years     | 210   | 180   | 165   | 185   | 210   | 215   | 235   | 210   | 200   | 200   | 190   | 205   | 205   | 2023                    |
| Age at time of death, 45 to 64 years    | 790   | 805   | 845   | 845   | 890   | 875   | 870   | 890   | 815   | 825   | 915   | 950   | 1,000 | 955                     |
| Age at time of death, 65 to 84 years    | 2,085 | 2,250 | 2,200 | 2,315 | 2,455 | 2,580 | 2,485 | 2,470 | 2,645 | 2,745 | 2,725 | 3,075 | 3,545 | 3,200                   |
| Age at time of death, 85 years and over | 1,280 | 1,350 | 1,400 | 1,450 | 1,450 | 1,545 | 1,690 | 1,575 | 1,555 | 1,505 | 1,550 | 1,660 | 1,785 | 1,705                   |



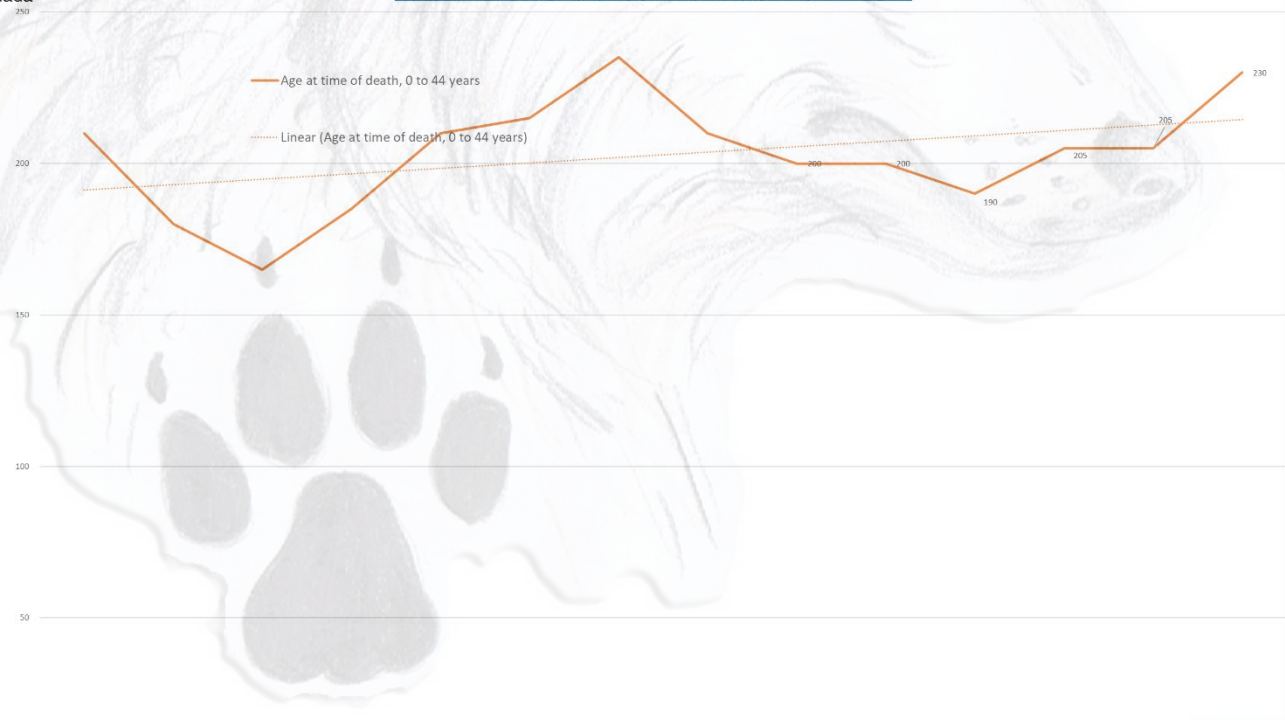
Statistics Canada

Statistique Canada

# Newfoundland and Labrador All Cause Mortality

<https://www150.statcan.gc.ca/n1/daily-quotidien/221208/dq221208f-cansim-eng.htm>

Data up to November 14th, 2024



|                                     | 2010 | 2011 | 2012 | 2013 | 2014 | 2015 | 2016 | 2017 | 2018 | 2019 | 2020 | 2021 | 2022 | Incomplete Data To Date |
|-------------------------------------|------|------|------|------|------|------|------|------|------|------|------|------|------|-------------------------|
| Age at time of death, 0 to 44 years | 210  | 180  | 165  | 185  | 210  | 215  | 235  | 210  | 200  | 200  | 190  | 205  | 205  | 2023                    |
|                                     |      |      |      |      |      |      |      |      |      |      |      |      |      | 230                     |



Statistics Canada

Statistique Canada

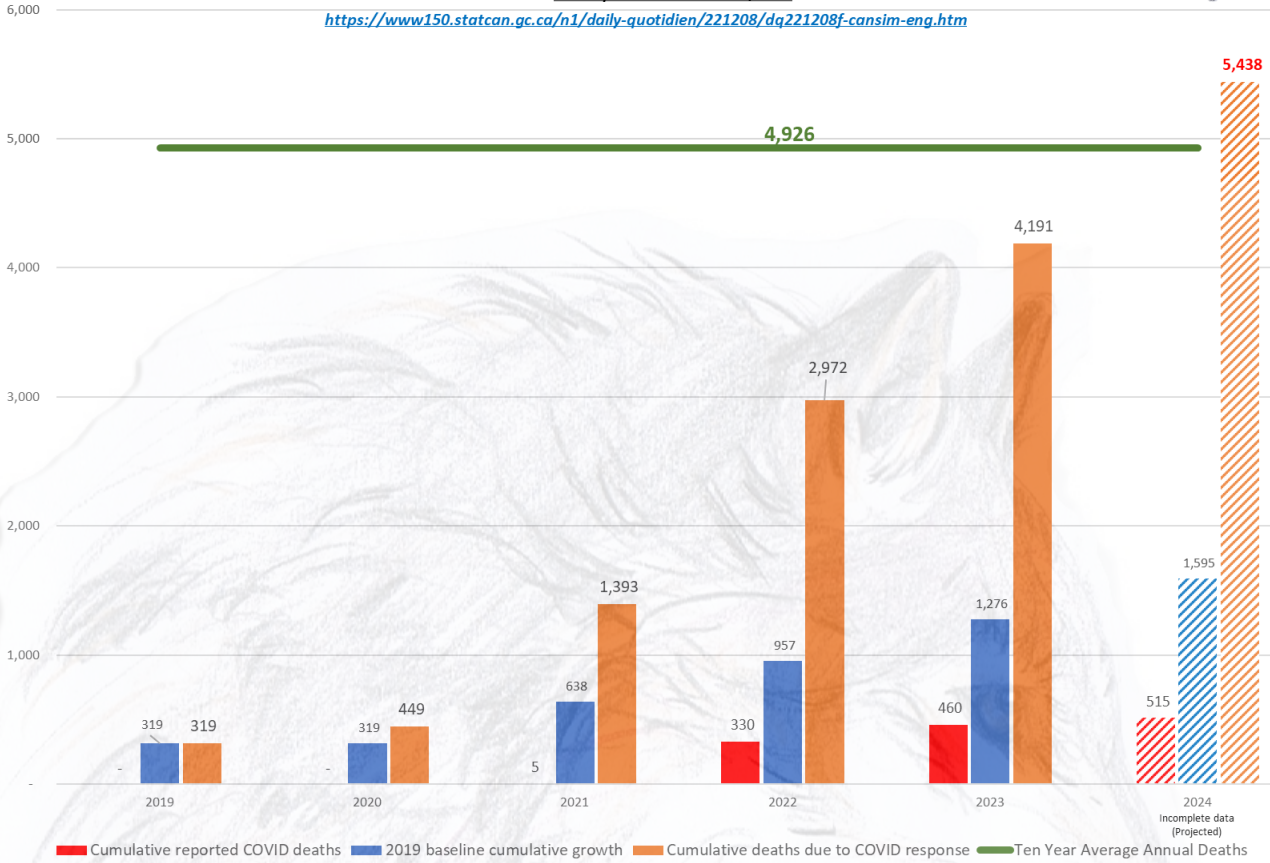
### Newfoundland and Labrador Cumulative Excess Deaths (Over 10 Year Annual Average (2010-2019))

**Expected (based on 2019 baseline) vs. Actual.**

Data up to November 14th, 2024



<https://www150.statcan.gc.ca/n1/daily-quotidien/221208/dq221208f-cansim-eng.htm>



### Change in All Cause Mortality 2015-2023 - Newfoundland & Labrador

1,200



Statistics Canada

Statistique Canada

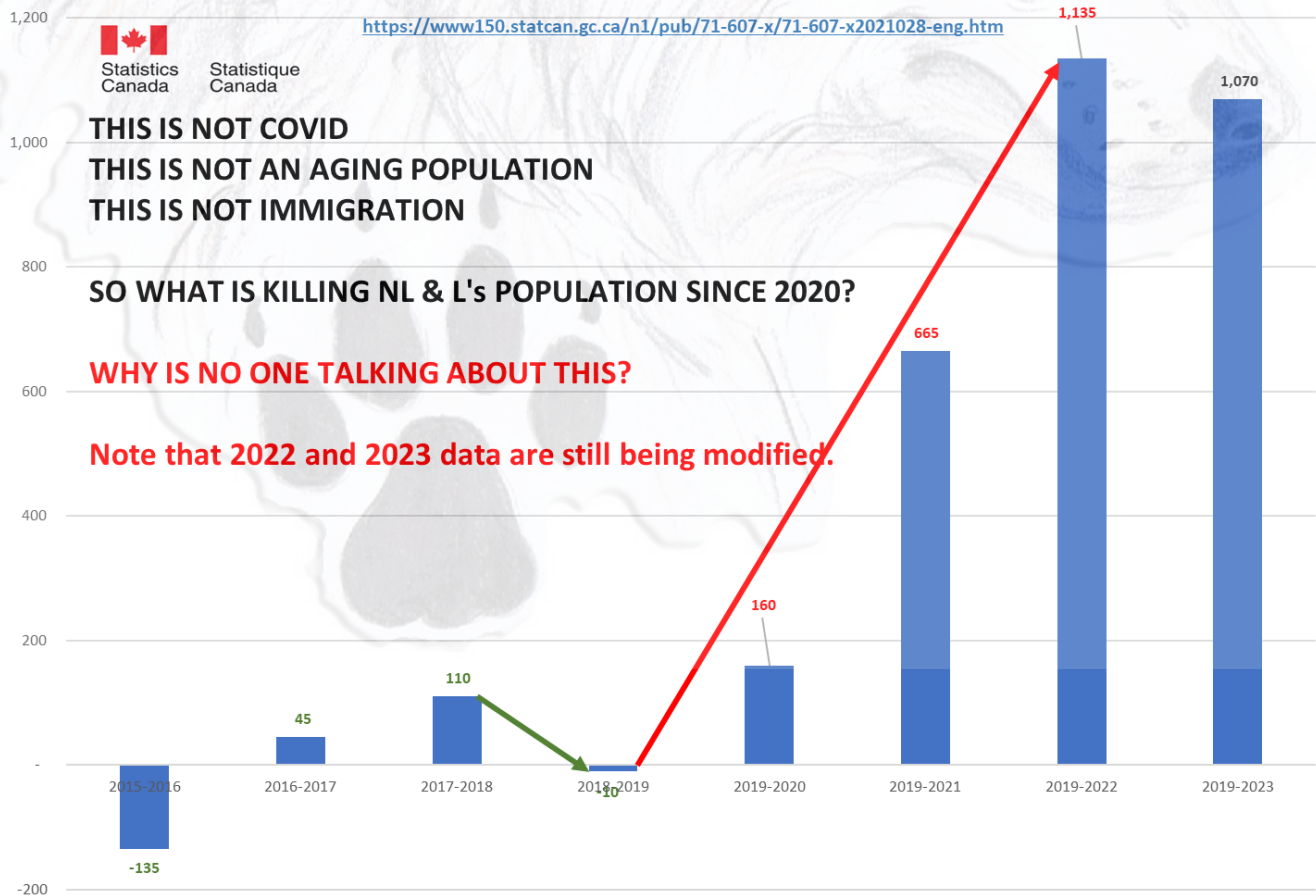
<https://www150.statcan.gc.ca/n1/pub/71-607-x/71-607-x2021028-eng.htm>

**THIS IS NOT COVID  
THIS IS NOT AN AGING POPULATION  
THIS IS NOT IMMIGRATION**

**SO WHAT IS KILLING NL & L's POPULATION SINCE 2020?**

**WHY IS NO ONE TALKING ABOUT THIS?**

**Note that 2022 and 2023 data are still being modified.**







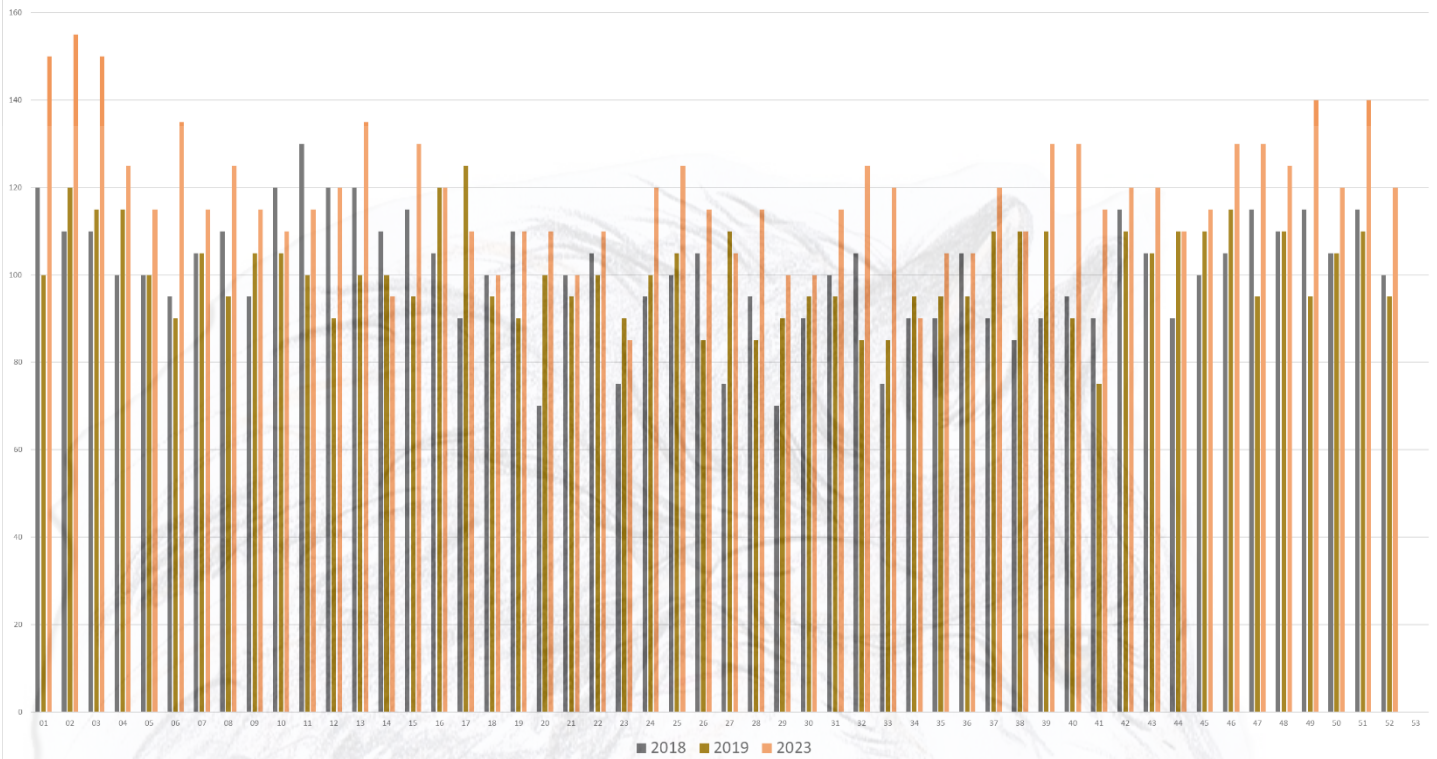
Statistique Canada

Weekly All Cause Deaths reported in Newfoundland and Labrador - 2018/19 and 2019/20 vs. 2023  
(note that 2023 numbers will increase over time due to lagging in reporting)



Data up to November 14th, 2024

<https://www150.statcan.gc.ca/n1/pub/71-607-x/71-607-x2021028-eng.htm>



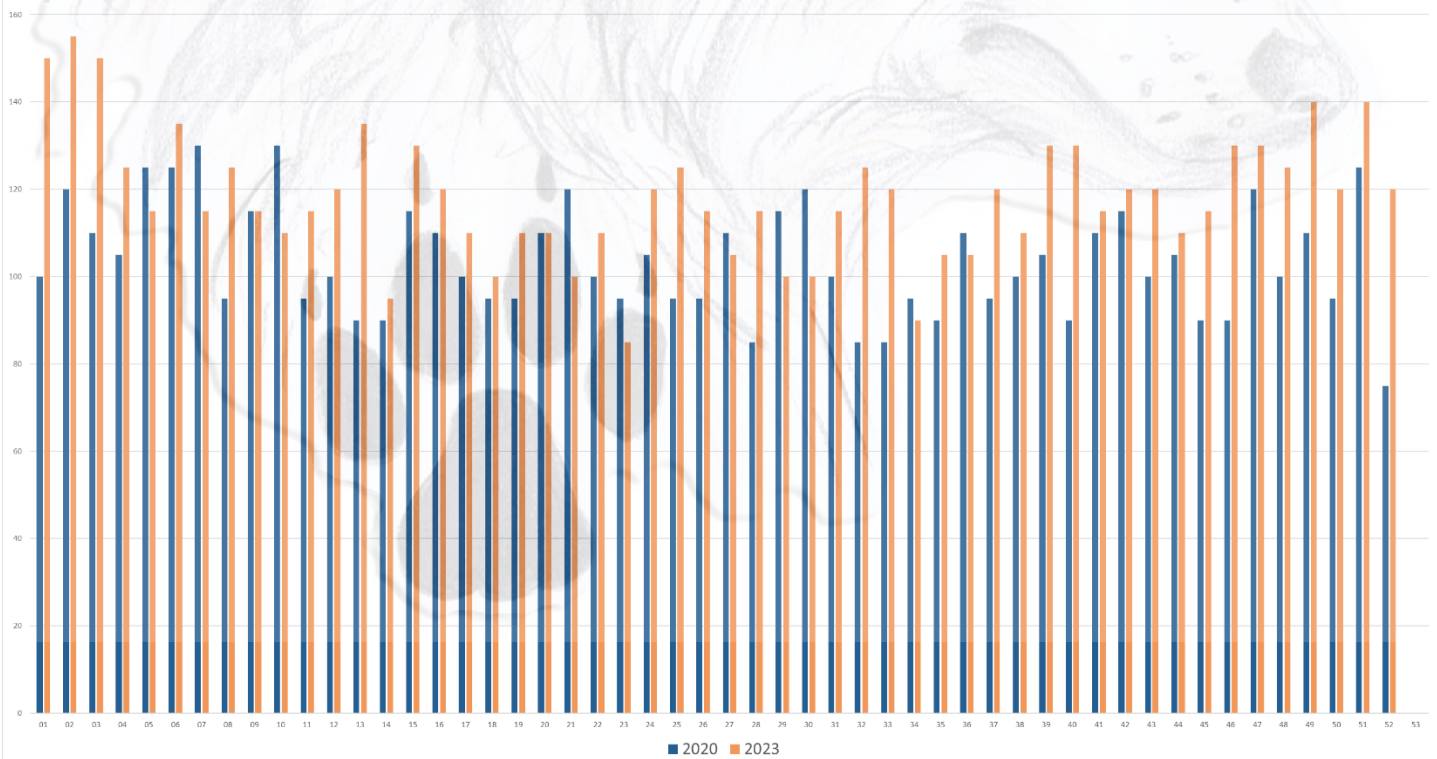
Statistique Canada

Weekly All Cause Deaths reported in Newfoundland and Labrador - 2020 vs. 2023  
(note that 2023 numbers will increase over time due to lagging in reporting)



Data up to November 14th, 2024

<https://www150.statcan.gc.ca/n1/pub/71-607-x/71-607-x2021028-eng.htm>





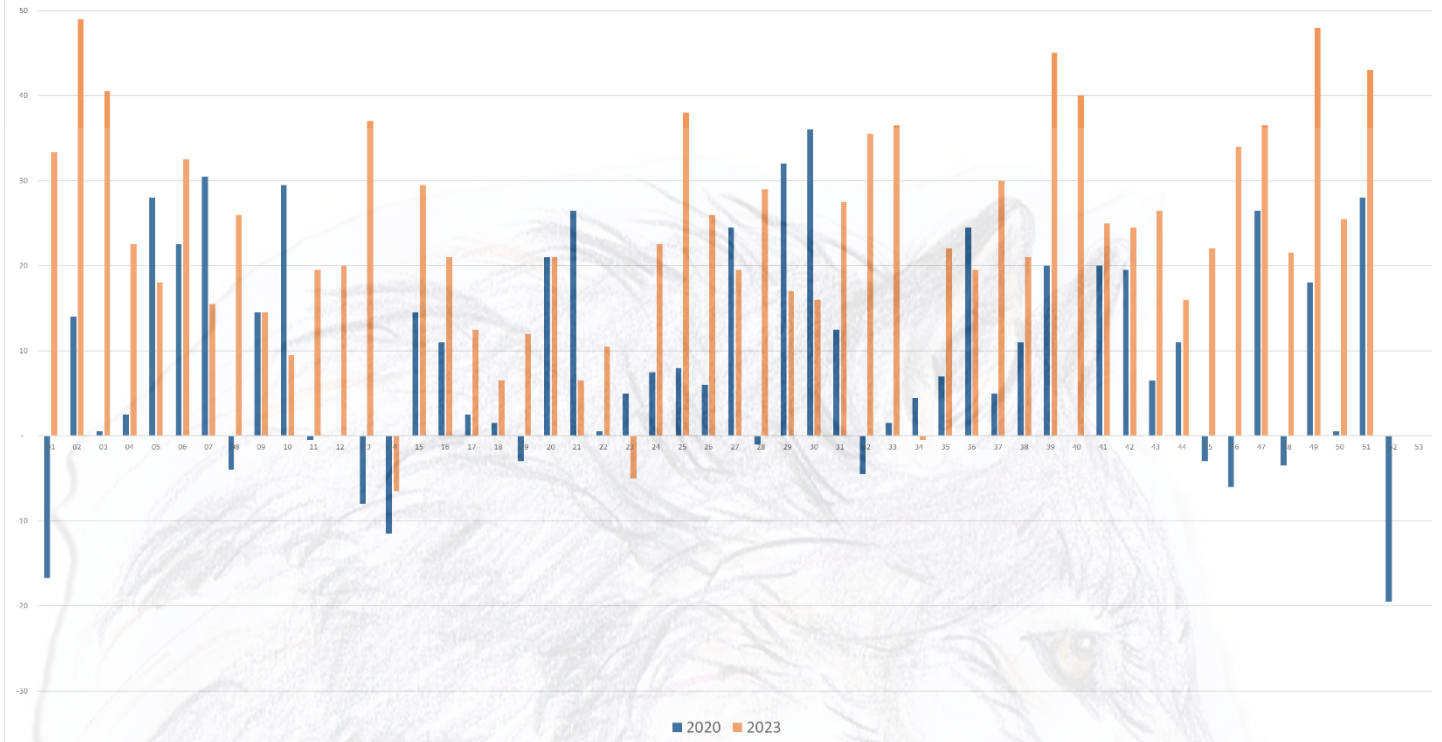
Statistique  
Canada

Weekly Excess Deaths (over 10 year average) reported in Newfoundland and Labrador - 2020 vs. 2023  
(note that 2023 numbers will increase over time due to lagging in reporting)



Data up to November 14th, 2024

<https://www150.statcan.gc.ca/n1/pub/73-607-x/73-607-x2021028-eng.htm>





# ALL-CAUSE MORTALITY DATA – NOVA SCOTIA

Stats Canada Data as of November 14th, 2024

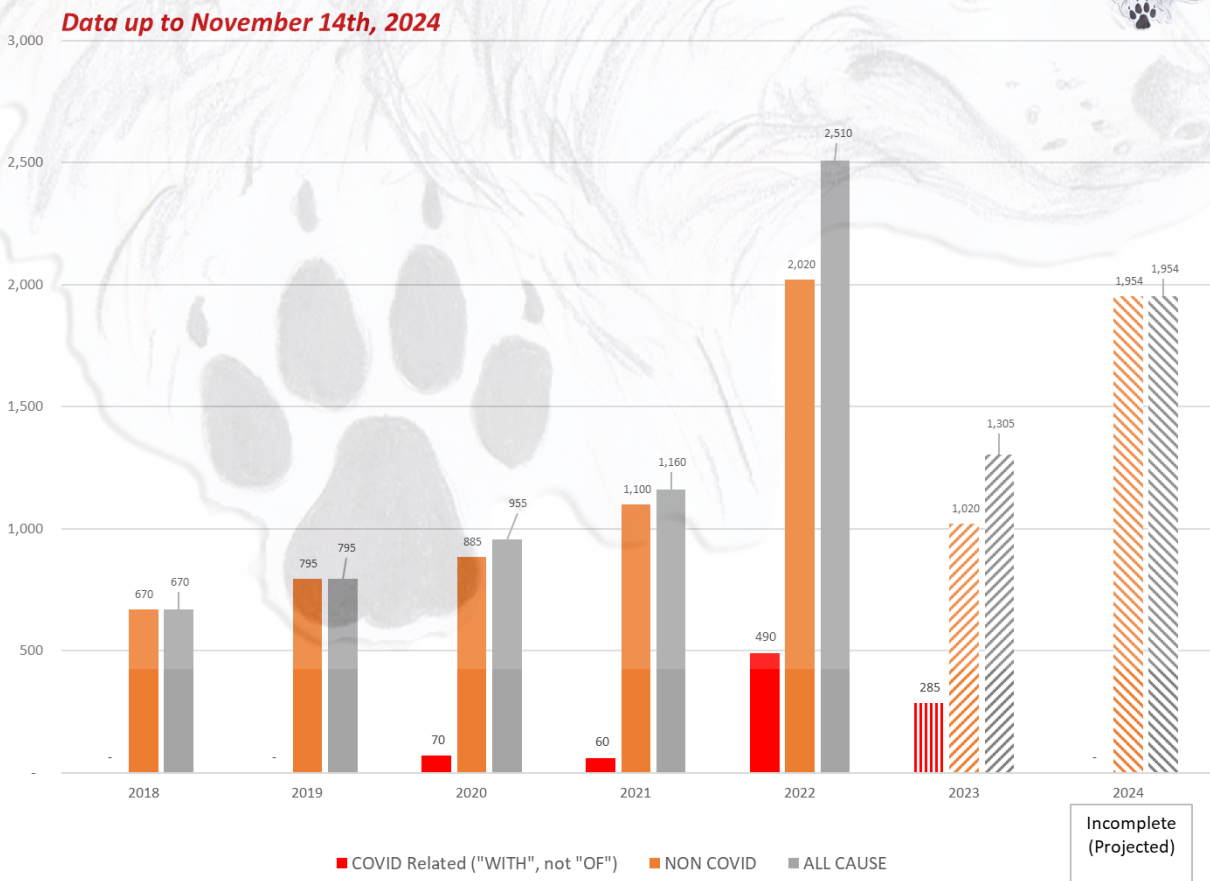
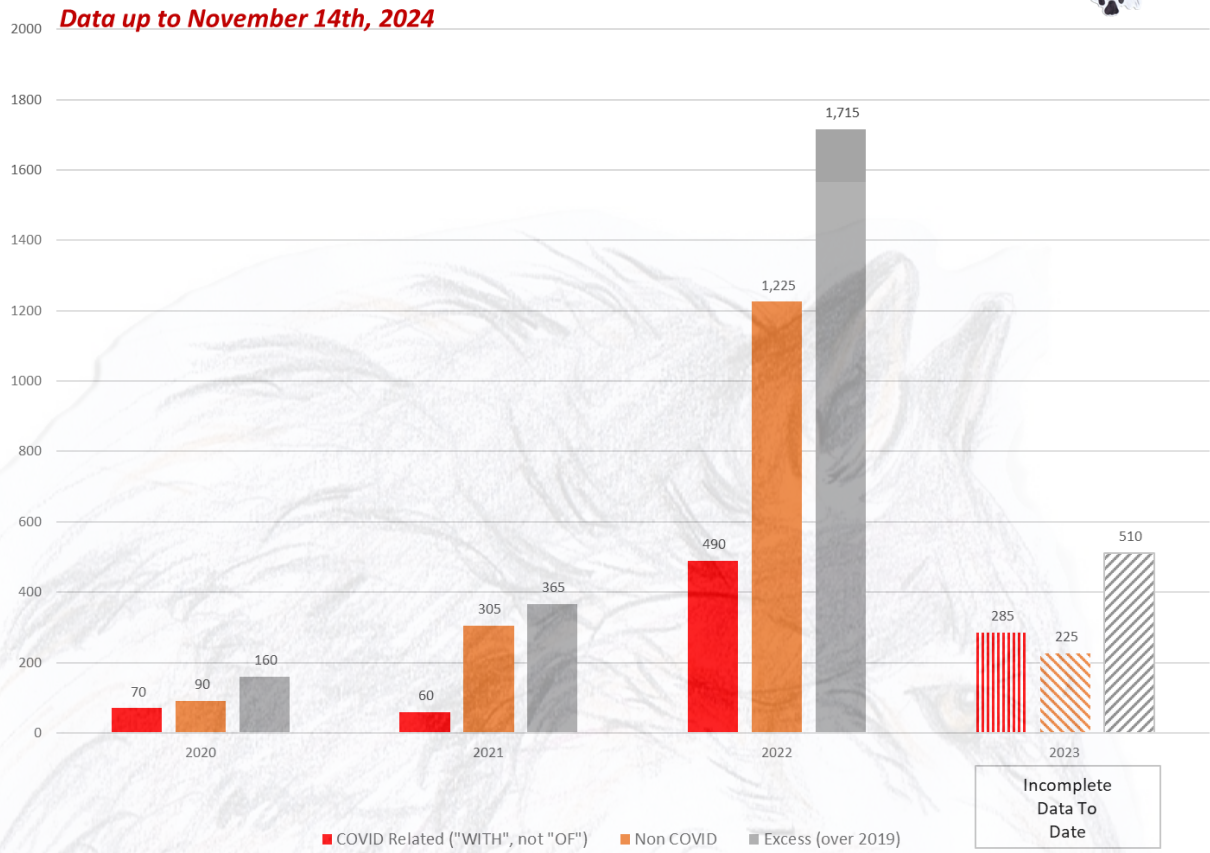
Why do we no longer see data on 'By Vaccine Status' or 'Co-Morbidities'?

<https://www150.statcan.gc.ca/n1/daily-quotidien/221208/dq221208f-cansim-eng.htm>

**Data up to November 14th, 2024**

## Nova Scotia

| Week         | 2010  | 2011         | 2012         | 2013         | 2014         | 2015         | 2016         | 2017         | 2018         | 2019         | 2020         | 2021          | 2022          | 2023          | 2024         | Increase   |
|--------------|---|--------------|--------------|--------------|--------------|--------------|--------------|--------------|--------------|--------------|--------------|---------------|---------------|---------------|--------------|------------|
| 01           |   | 200          | 150          | 195          | 180          | 180          | 170          | 205          | 205          | 205          | 215          | 215           | 220           | 260           | 250          | 35         |
| 02           | 165   | 225          | 185          | 155          | 190          | 175          | 175          | 205          | 190          | 220          | 195          | 210           | 215           | 210           | 225          | 30         |
| 03           | 190   | 150          | 170          | 200          | 185          | 210          | 200          | 215          | 220          | 190          | 215          | 200           | 215           | 255           | 225          | 10         |
| 04           | 165   | 160          | 195          | 185          | 170          | 220          | 205          | 205          | 260          | 215          | 190          | 185           | 245           | 220           | 235          | 45         |
| 05           | 155   | 180          | 175          | 220          | 150          | 220          | 180          | 210          | 195          | 215          | 195          | 190           | 245           | 215           | 215          | 20         |
| 06           | 155   | 165          | 170          | 200          | 185          | 215          | 155          | 185          | 200          | 190          | 195          | 215           | 255           | 230           | 220          | 25         |
| 07           | 165   | 205          | 175          | 220          | 165          | 210          | 160          | 230          | 225          | 200          | 220          | 205           | 260           | 200           | 235          | 15         |
| 08           | 170   | 165          | 170          | 160          | 180          | 225          | 185          | 190          | 170          | 215          | 190          | 195           | 210           | 210           | 235          | 45         |
| 09           | 155   | 175          | 180          | 200          | 180          | 200          | 170          | 185          | 190          | 195          | 200          | 200           | 235           | 210           | 215          | 15         |
| 10           | 165   | 180          | 170          | 185          | 160          | 200          | 155          | 195          | 215          | 210          | 230          | 210           | 225           | 215           | 220          | 10         |
| 11           | 160   | 180          | 195          | 190          | 185          | 215          | 185          | 185          | 200          | 215          | 200          | 185           | 215           | 215           | 230          | 30         |
| 12           | 155   | 185          | 165          | 185          | 155          | 260          | 195          | 200          | 200          | 215          | 205          | 200           | 225           | 190           | 245          | 40         |
| 13           | 160   | 185          | 160          | 165          | 170          | 205          | 195          | 180          | 185          | 220          | 175          | 190           | 205           | 215           | 225          | 50         |
| 14           | 180   | 170          | 175          | 195          | 185          | 200          | 190          | 195          | 180          | 205          | 195          | 185           | 195           | 195           | 225          | 30         |
| 15           | 165   | 205          | 185          | 155          | 170          | 160          | 165          | 190          | 190          | 195          | 185          | 170           | 240           | 220           | 215          | 30         |
| 16           | 165   | 170          | 155          | 190          | 160          | 175          | 185          | 190          | 215          | 195          | 185          | 195           | 205           | 205           | 240          | 55         |
| 17           | 175   | 170          | 185          | 180          | 165          | 160          | 175          | 180          | 205          | 180          | 245          | 170           | 205           | 210           | 235          | 10         |
| 18           | 145   | 180          | 160          | 180          | 150          | 165          | 165          | 185          | 210          | 185          | 220          | 175           | 215           | 190           | 270          | 50         |
| 19           | 175   | 170          | 150          | 175          | 165          | 185          | 170          | 180          | 180          | 170          | 210          | 180           | 205           | 150           | 245          | 35         |
| 20           | 145   | 150          | 155          | 175          | 175          | 195          | 150          | 185          | 175          | 165          | 190          | 205           | 200           | 90            | 235          | 45         |
| 21           | 180   | 180          | 165          | 165          | 150          | 180          | 170          | 180          | 170          | 210          | 165          | 205           | 185           | 65            | 255          | 90         |
| 22           | 180   | 165          | 145          | 150          | 160          | 170          | 165          | 165          | 170          | 165          | 180          | 215           | 205           | 150           | 215          | 35         |
| 23           | 145   | 165          | 155          | 175          | 145          | 170          | 145          | 155          | 160          | 175          | 150          | 210           | 210           | 180           | 195          | 45         |
| 24           | 130   | 170          | 160          | 145          | 175          | 155          | 160          | 165          | 175          | 185          | 180          | 195           | 225           | 190           | 195          | 15         |
| 25           | 160   | 165          | 145          | 175          | 165          | 160          | 160          | 175          | 175          | 195          | 180          | 190           | 195           | 185           | 215          | 35         |
| 26           | 150   | 145          | 150          | 165          | 145          | 185          | 180          | 165          | 170          | 175          | 180          | 145           | 195           | 175           | 115          | 65         |
| 27           | 155   | 165          | 150          | 155          | 140          | 160          | 165          | 185          | 160          | 170          | 155          | 180           | 195           | 185           | 40           | 115        |
| 28           | 150   | 140          | 165          | 170          | 165          | 160          | 165          | 175          | 190          | 195          | 205          | 170           | 195           | 145           | 55           | 150        |
| 29           | 140   | 165          | 170          | 170          | 170          | 165          | 160          | 185          | 165          | 160          | 195          | 180           | 210           | 145           |              |            |
| 30           | 125   | 160          | 140          | 160          | 140          | 150          | 160          | 165          | 170          | 165          | 165          | 165           | 210           | 205           |              |            |
| 31           | 160   | 155          | 145          | 185          | 140          | 175          | 145          | 185          | 155          | 180          | 165          | 190           | 215           | 200           |              |            |
| 32           | 150   | 160          | 160          | 150          | 170          | 180          | 170          | 195          | 150          | 170          | 180          | 195           | 220           | 185           |              |            |
| 33           | 125   | 150          | 145          | 140          | 140          | 145          | 170          | 165          | 190          | 165          | 165          | 190           | 215           | 170           |              |            |
| 34           | 160   | 135          | 130          | 145          | 170          | 160          | 165          | 150          | 165          | 180          | 180          | 185           | 220           | 205           |              |            |
| 35           | 150   | 160          | 170          | 195          | 160          | 170          | 170          | 180          | 175          | 210          | 165          | 185           | 215           | 170           |              |            |
| 36           | 155   | 135          | 165          | 170          | 175          | 155          | 175          | 195          | 170          | 150          | 185          | 170           | 235           | 180           |              |            |
| 37           | 160   | 160          | 155          | 145          | 160          | 160          | 155          | 175          | 170          | 175          | 190          | 225           | 205           | 195           |              |            |
| 38           | 150   | 140          | 130          | 130          | 180          | 175          | 180          | 145          | 160          | 170          | 175          | 195           | 225           | 175           |              |            |
| 39           | 180   | 155          | 130          | 150          | 180          | 135          | 170          | 175          | 190          | 170          | 205          | 200           | 200           | 215           |              |            |
| 40           | 145   | 145          | 170          | 165          | 170          | 190          | 170          | 160          | 170          | 180          | 190          | 210           | 220           | 235           |              |            |
| 41           | 190   | 135          | 150          | 150          | 160          | 160          | 165          | 180          | 165          | 185          | 190          | 200           | 220           | 220           |              |            |
| 42           | 185   | 175          | 145          | 175          | 180          | 155          | 170          | 185          | 175          | 190          | 175          | 210           | 195           | 210           |              |            |
| 43           | 175   | 150          | 160          | 150          | 165          | 205          | 180          | 170          | 155          | 180          | 175          | 195           | 210           | 195           |              |            |
| 44           | 155   | 185          | 170          | 175          | 170          | 185          | 185          | 175          | 190          | 190          | 190          | 195           | 225           | 230           |              |            |
| 45           | 180   | 165          | 160          | 160          | 180          | 160          | 195          | 165          | 165          | 190          | 210          | 210           | 225           | 235           |              |            |
| 46           | 140   | 155          | 195          | 180          | 185          | 190          | 195          | 180          | 210          | 205          | 205          | 215           | 235           | 235           |              |            |
| 47           | 155   | 150          | 165          | 160          | 155          | 185          | 175          | 205          | 210          | 170          | 210          | 220           | 215           | 215           |              |            |
| 48           | 145   | 150          | 190          | 175          | 180          | 165          | 170          | 190          | 210          | 200          | 205          | 225           | 220           | 255           |              |            |
| 49           | 175   | 135          | 140          | 170          | 200          | 185          | 180          | 175          | 205          | 175          | 195          | 220           | 240           | 220           |              |            |
| 50           | 155   | 170          | 150          | 155          | 165          | 175          | 155          | 175          | 195          | 205          | 185          | 210           | 230           | 210           |              |            |
| 51           | 145   | 160          | 160          | 195          | 195          | 175          | 200          | 195          | 225          | 185          | 190          | 205           | 245           | 235           |              |            |
| 52           | 160   | 155          | 155          | 175          | 175          | 180          | 175          | 205          | 200          | 220          | 205          | 220           | 250           | 245           |              |            |
| 53           |   | 145          |              |              |              |              | 160          |              |              |              |              |               | 235           |               |              |            |
| <b>Total</b> | <b>8,120</b>  | <b>8,715</b> | <b>8,410</b> | <b>8,935</b> | <b>8,735</b> | <b>9,395</b> | <b>9,135</b> | <b>9,535</b> | <b>9,715</b> | <b>9,840</b> | <b>9,945</b> | <b>10,205</b> | <b>11,575</b> | <b>10,365</b> | <b>5,925</b> | <b>475</b> |
|              | <a href="https://www150.statcan.gc.ca/n1/daily-quotidien/221208/dq221208f-cansim-eng.htm">https://www150.statcan.gc.ca/n1/daily-quotidien/221208/dq221208f-cansim-eng.htm</a> |              |              |              |              |              |              |              |              |              |              |               |               |               |              |            |
| First 28 W   | 4,360   | 4,865        | 4,660        | 5,010        | 4,670        | 5,315        | 4,840        | 5,260        | 5,380        | 5,470        | 5,450        | 5,390         | 6,040         | 5,380         | 5,925        | 475        |







Statistics Canada

Statistique Canada

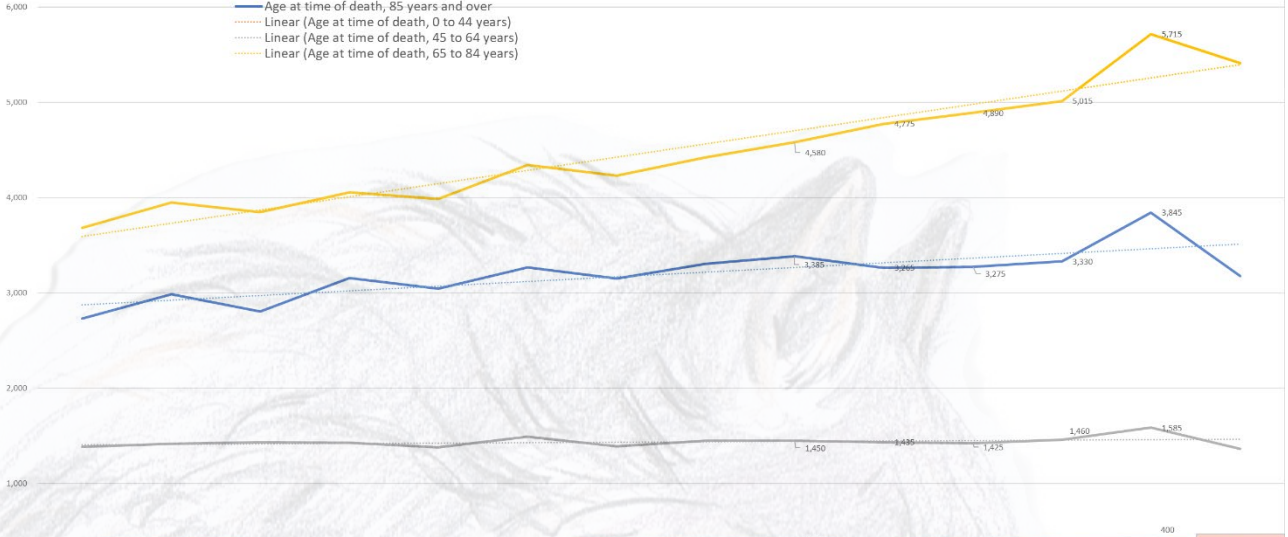
7,000

# Nova Scotia All Cause Mortality

<https://www150.statcan.gc.ca/n1/daily-quotidien/221208/dq221208f-cansim-eng.htm>

- Age at time of death, 0 to 44 years
- Age at time of death, 45 to 64 years
- Age at time of death, 65 to 84 years
- Age at time of death, 85 years and over
- Linear (Age at time of death, 0 to 44 years)
- Linear (Age at time of death, 45 to 64 years)
- Linear (Age at time of death, 65 to 84 years)

Data up to November 14th, 2024



|   | 2010  | 2011  | 2012  | 2013  | 2014  | 2015  | 2016  | 2017  | 2018  | 2019  | 2020  | 2021  | 2022  | Incomplete Data To Date |
|---|-------|-------|-------|-------|-------|-------|-------|-------|-------|-------|-------|-------|-------|-------------------------|
| Age at time of death, 0 to 44 years     | 320   | 365   | 320   | 295   | 325   | 295   | 365   | 315   | 350   | 365   | 310   | 390   | 400   | 380                     |
| Age at time of death, 45 to 64 years    | 1,385 | 1,415 | 1,435 | 1,430 | 1,380 | 1,490 | 1,800 | 1,450 | 1,450 | 1,435 | 1,425 | 1,460 | 1,585 | 1,365                   |
| Age at time of death, 65 to 84 years    | 3,685 | 3,950 | 3,850 | 4,055 | 3,985 | 4,340 | 4,230 | 4,420 | 4,580 | 4,775 | 4,890 | 5,015 | 5,215 | 5,410                   |
| Age at time of death, 85 years and over | 2,730 | 2,985 | 2,805 | 3,155 | 3,045 | 3,270 | 3,150 | 3,305 | 3,395 | 3,265 | 3,275 | 3,330 | 3,845 | 3,175                   |



Statistics Canada

Statistique Canada

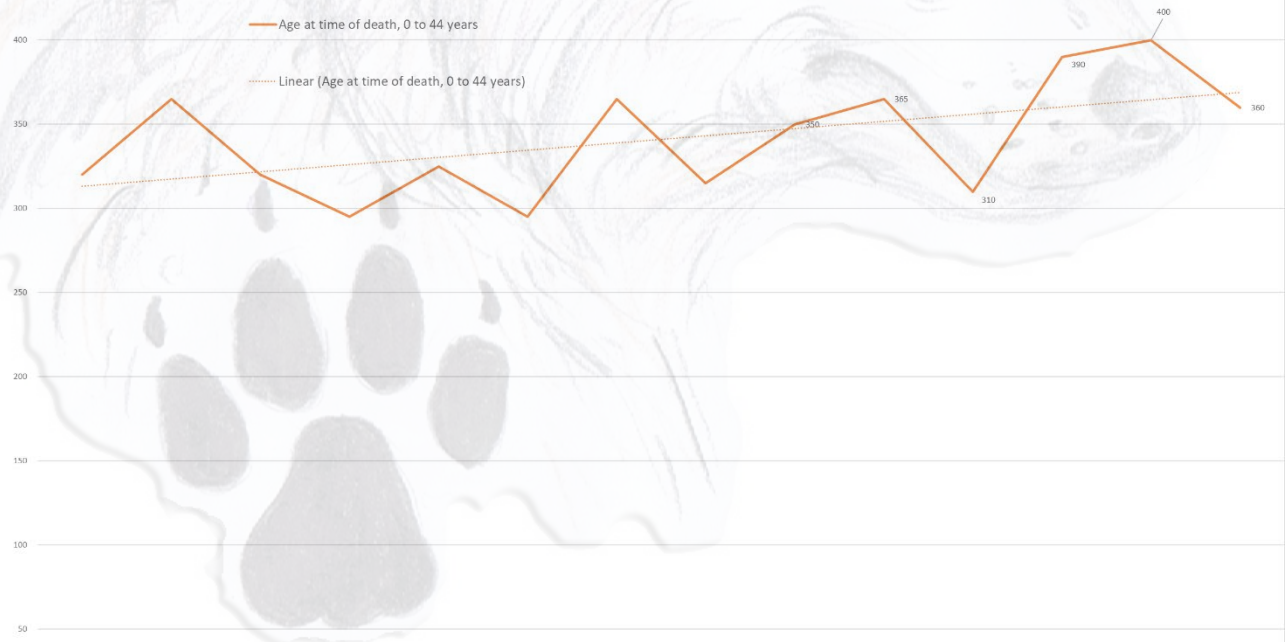
450

# Nova Scotia All Cause Mortality

<https://www150.statcan.gc.ca/n1/daily-quotidien/221208/dq221208f-cansim-eng.htm>

- Age at time of death, 0 to 44 years
- Linear (Age at time of death, 0 to 44 years)

Data up to November 14th, 2024



|                                     | 2010 | 2011 | 2012 | 2013 | 2014 | 2015 | 2016 | 2017 | 2018 | 2019 | 2020 | 2021 | 2022 | Incomplete Data To Date |
|-------------------------------------|------|------|------|------|------|------|------|------|------|------|------|------|------|-------------------------|
| Age at time of death, 0 to 44 years | 320  | 365  | 320  | 295  | 325  | 295  | 365  | 315  | 350  | 365  | 310  | 390  | 400  | 360                     |

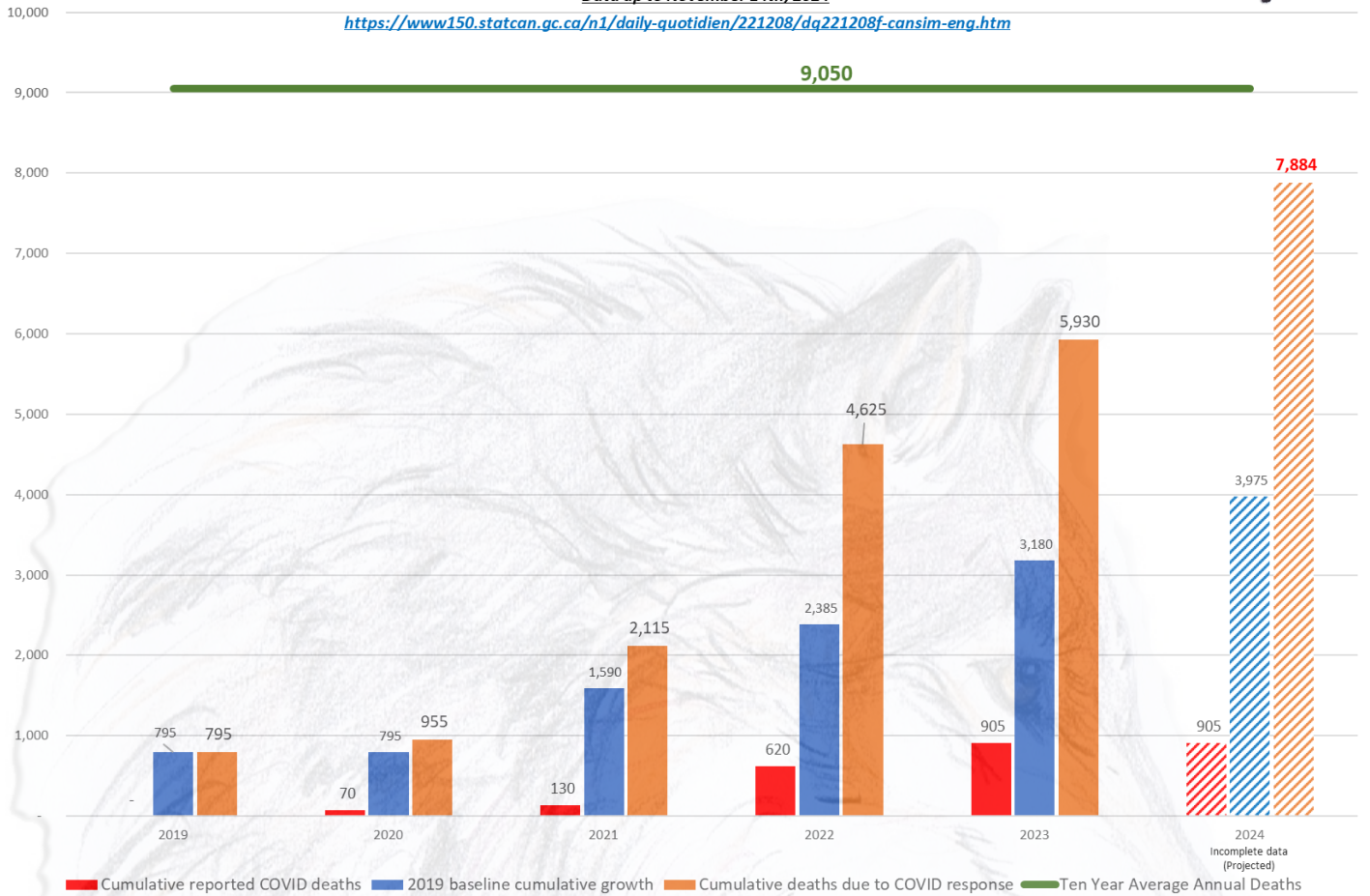


Nova Scotia Cumulative Excess Deaths (Over 10 Year Annual Average (2010-2019))

Expected (based on 2019 baseline) vs. Actual.

Data up to November 14th, 2024

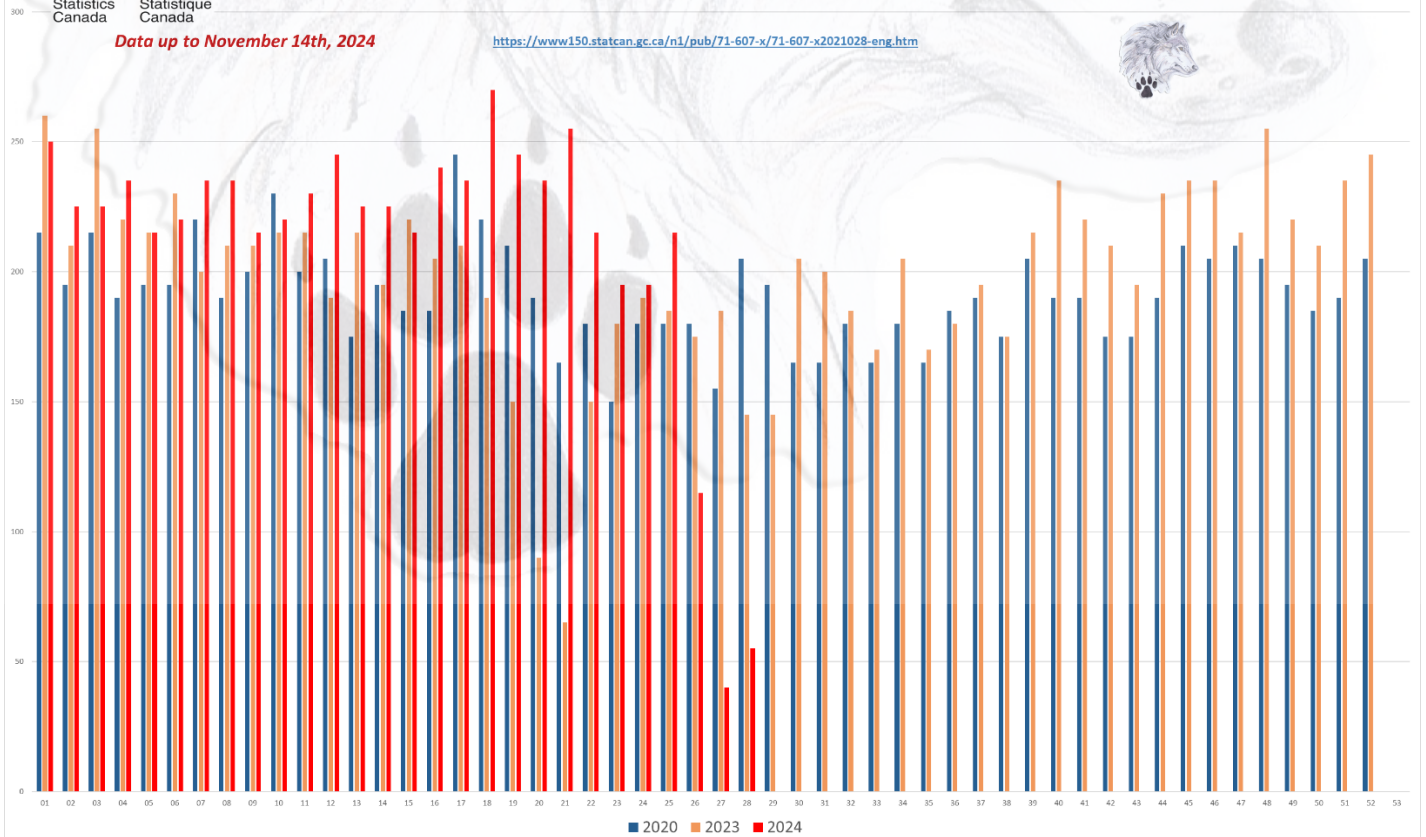
<https://www150.statcan.gc.ca/n1/daily-quotidien/221208/dq221208f-cansim-eng.htm>



Weekly All Cause Deaths reported in Nova Scotia - 2020 vs. 2024 by Week (note that 2023 numbers will increase over time due to lagging in reporting)

Data up to November 14th, 2024

<https://www150.statcan.gc.ca/n1/pub/71-607-x/71-607-x2021028-eng.htm>





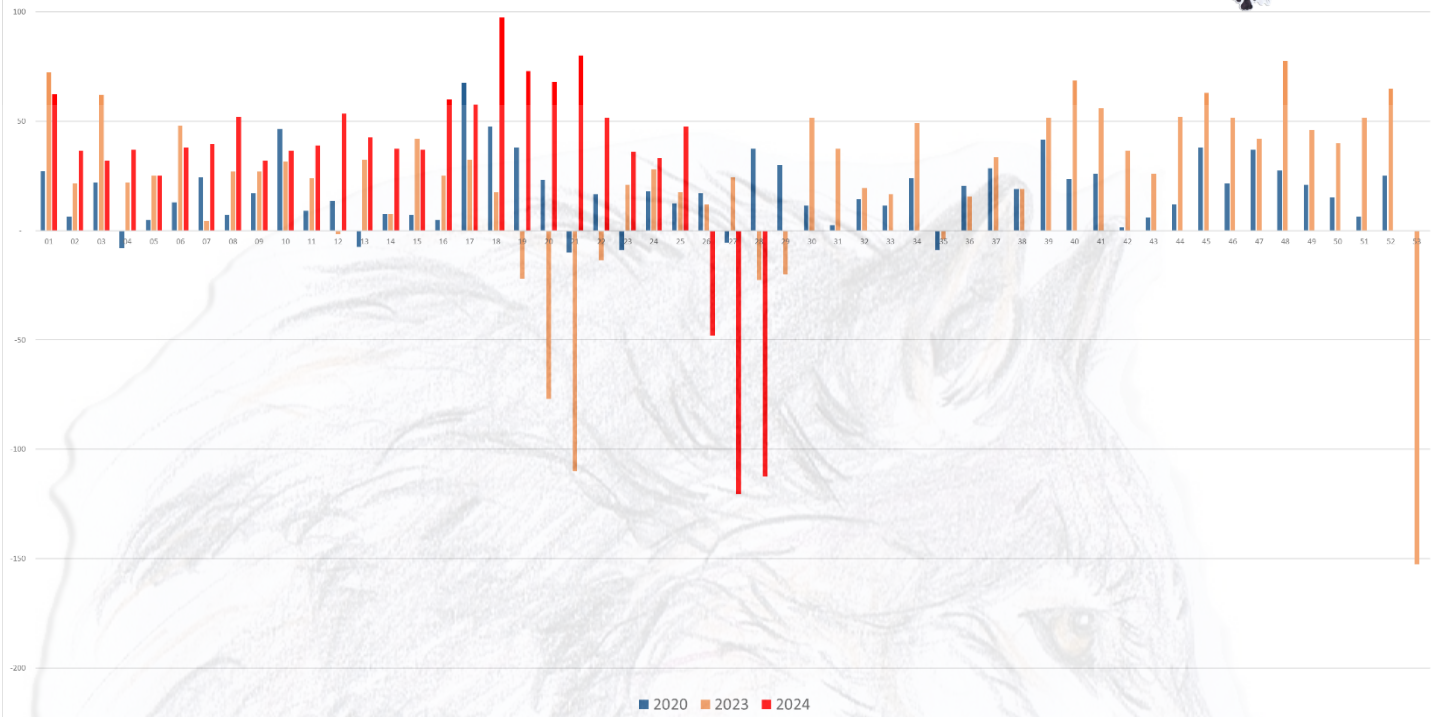


Statistique Canada

### Weekly Excess Deaths (over 10 year average) reported in Nova Scotia - 2020 vs. 2024 by Week *(note that 2024 numbers will increase over time due to lagging in reporting)*

Data up to November 14th, 2024

<https://www150.statcan.gc.ca/n1/pub/71-607-x/71-607-x2021028-eng.htm>

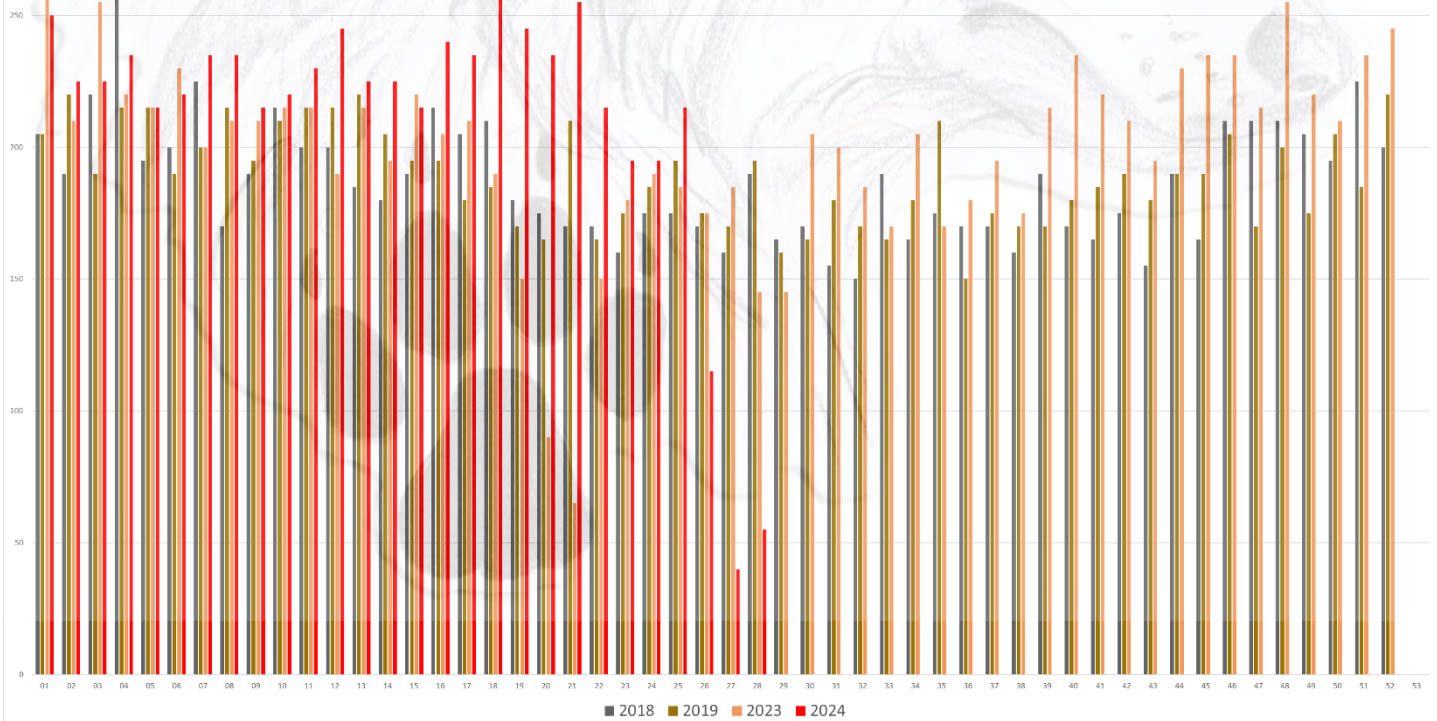


Statistique Canada

### Weekly All Cause Deaths reported in Nova Scotia - 2018/19 and 2019/20 vs. 2024 by Week *(note that 2023 numbers will increase over time due to lagging in reporting)*

Data up to November 14th, 2024

<https://www150.statcan.gc.ca/n1/pub/71-607-x/71-607-x2021028-eng.htm>



# ALL-CAUSE MORTALITY DATA – NORTHWEST TERRITORIES

Stats Canada Data as of November 14th, 2024

Why do we no longer see data on 'By Vaccine Status' or 'Co-Morbidities'?

<https://www150.statcan.gc.ca/n1/daily-quotidien/221208/dq221208f-cansim-eng.htm>

Data up to November 14th, 2024

## Nova Scotia

| Week         | 2010         | 2011         | 2012         | 2013         | 2014         | 2015         | 2016         | 2017         | 2018         | 2019         | 2020         | 2021          | 2022          | 2023          | 2024         | Increase   |
|--------------|--------------|--------------|--------------|--------------|--------------|--------------|--------------|--------------|--------------|--------------|--------------|---------------|---------------|---------------|--------------|------------|
| 01           |              | 200          | 150          | 195          | 180          | 180          | 170          | 205          | 205          | 205          | 215          | 215           | 220           | 260           | 250          | 35         |
| 02           | 165          | 225          | 185          | 155          | 190          | 175          | 175          | 205          | 190          | 220          | 195          | 210           | 215           | 210           | 225          | 30         |
| 03           | 190          | 150          | 170          | 200          | 185          | 210          | 200          | 215          | 220          | 190          | 215          | 200           | 215           | 255           | 225          | 10         |
| 04           | 165          | 160          | 195          | 185          | 170          | 220          | 205          | 205          | 260          | 215          | 190          | 185           | 245           | 220           | 235          | 45         |
| 05           | 155          | 180          | 175          | 220          | 150          | 220          | 180          | 210          | 195          | 215          | 195          | 190           | 245           | 215           | 215          | 20         |
| 06           | 155          | 165          | 170          | 200          | 185          | 215          | 155          | 185          | 200          | 190          | 195          | 215           | 255           | 230           | 220          | 25         |
| 07           | 165          | 205          | 175          | 220          | 165          | 210          | 160          | 230          | 225          | 200          | 220          | 205           | 260           | 200           | 235          | 15         |
| 08           | 170          | 165          | 170          | 160          | 180          | 225          | 185          | 190          | 170          | 215          | 190          | 195           | 210           | 210           | 235          | 45         |
| 09           | 155          | 175          | 180          | 200          | 180          | 200          | 170          | 185          | 190          | 195          | 200          | 200           | 235           | 210           | 215          | 15         |
| 10           | 165          | 180          | 170          | 185          | 160          | 200          | 155          | 195          | 215          | 210          | 230          | 210           | 225           | 215           | 220          | - 10       |
| 11           | 160          | 180          | 195          | 190          | 185          | 215          | 185          | 185          | 200          | 215          | 200          | 185           | 215           | 215           | 230          | 30         |
| 12           | 155          | 185          | 165          | 185          | 155          | 260          | 195          | 200          | 200          | 215          | 205          | 200           | 225           | 190           | 245          | 40         |
| 13           | 160          | 185          | 160          | 165          | 170          | 205          | 195          | 180          | 185          | 220          | 175          | 190           | 205           | 215           | 225          | 50         |
| 14           | 180          | 170          | 175          | 195          | 185          | 200          | 190          | 195          | 180          | 205          | 195          | 185           | 195           | 195           | 225          | 30         |
| 15           | 165          | 205          | 185          | 155          | 170          | 160          | 165          | 190          | 190          | 195          | 185          | 170           | 240           | 220           | 215          | 30         |
| 16           | 165          | 170          | 155          | 190          | 160          | 175          | 185          | 190          | 215          | 195          | 185          | 195           | 205           | 205           | 240          | 55         |
| 17           | 175          | 170          | 185          | 180          | 165          | 160          | 175          | 180          | 205          | 180          | 245          | 170           | 205           | 210           | 235          | - 10       |
| 18           | 145          | 180          | 160          | 180          | 150          | 165          | 165          | 185          | 210          | 185          | 220          | 175           | 215           | 190           | 270          | 50         |
| 19           | 175          | 170          | 150          | 175          | 165          | 185          | 170          | 180          | 180          | 170          | 210          | 180           | 205           | 150           | 245          | 35         |
| 20           | 145          | 150          | 155          | 175          | 175          | 195          | 150          | 185          | 175          | 165          | 190          | 205           | 200           | 90            | 235          | 45         |
| 21           | 180          | 180          | 165          | 165          | 150          | 180          | 170          | 180          | 170          | 210          | 165          | 205           | 185           | 65            | 255          | 90         |
| 22           | 180          | 165          | 145          | 150          | 160          | 170          | 165          | 165          | 170          | 165          | 180          | 215           | 205           | 150           | 215          | 35         |
| 23           | 145          | 165          | 155          | 175          | 145          | 170          | 145          | 155          | 160          | 175          | 150          | 210           | 210           | 180           | 195          | 45         |
| 24           | 130          | 170          | 160          | 145          | 175          | 155          | 160          | 165          | 175          | 185          | 180          | 195           | 225           | 190           | 195          | 15         |
| 25           | 160          | 165          | 145          | 175          | 165          | 160          | 160          | 175          | 175          | 195          | 180          | 190           | 195           | 185           | 215          | 35         |
| 26           | 150          | 145          | 150          | 165          | 145          | 185          | 180          | 165          | 170          | 175          | 180          | 145           | 195           | 175           | 115          | - 65       |
| 27           | 155          | 165          | 150          | 155          | 140          | 160          | 165          | 185          | 160          | 170          | 155          | 180           | 195           | 185           | 40           | - 115      |
| 28           | 150          | 140          | 165          | 170          | 165          | 160          | 165          | 175          | 190          | 195          | 205          | 170           | 195           | 145           | 55           | - 150      |
| 29           | 140          | 165          | 170          | 170          | 170          | 165          | 160          | 185          | 165          | 160          | 195          | 180           | 210           | 145           |              |            |
| 30           | 125          | 160          | 140          | 160          | 140          | 150          | 160          | 165          | 170          | 165          | 165          | 165           | 210           | 205           |              |            |
| 31           | 160          | 155          | 145          | 185          | 140          | 175          | 145          | 185          | 155          | 180          | 165          | 190           | 215           | 200           |              |            |
| 32           | 150          | 160          | 160          | 150          | 170          | 180          | 170          | 195          | 150          | 170          | 180          | 195           | 220           | 185           |              |            |
| 33           | 125          | 150          | 145          | 140          | 140          | 145          | 170          | 165          | 190          | 165          | 165          | 190           | 215           | 170           |              |            |
| 34           | 160          | 135          | 130          | 145          | 170          | 160          | 165          | 150          | 165          | 180          | 180          | 185           | 220           | 205           |              |            |
| 35           | 150          | 160          | 170          | 195          | 160          | 170          | 170          | 180          | 175          | 210          | 165          | 185           | 215           | 170           |              |            |
| 36           | 155          | 135          | 165          | 170          | 175          | 155          | 175          | 195          | 170          | 150          | 185          | 170           | 235           | 180           |              |            |
| 37           | 160          | 160          | 155          | 145          | 160          | 160          | 155          | 175          | 170          | 175          | 190          | 225           | 205           | 195           |              |            |
| 38           | 150          | 140          | 130          | 130          | 180          | 175          | 180          | 145          | 160          | 170          | 175          | 195           | 225           | 175           |              |            |
| 39           | 180          | 155          | 130          | 150          | 180          | 135          | 170          | 175          | 190          | 170          | 205          | 200           | 200           | 215           |              |            |
| 40           | 145          | 145          | 170          | 165          | 170          | 190          | 170          | 160          | 170          | 180          | 190          | 210           | 220           | 235           |              |            |
| 41           | 190          | 135          | 150          | 150          | 160          | 160          | 165          | 180          | 165          | 185          | 190          | 200           | 220           | 220           |              |            |
| 42           | 185          | 175          | 145          | 175          | 180          | 155          | 170          | 185          | 175          | 190          | 175          | 210           | 195           | 210           |              |            |
| 43           | 175          | 150          | 160          | 150          | 165          | 205          | 180          | 170          | 155          | 180          | 175          | 195           | 210           | 195           |              |            |
| 44           | 155          | 185          | 170          | 175          | 170          | 185          | 185          | 175          | 190          | 190          | 190          | 195           | 225           | 230           |              |            |
| 45           | 180          | 165          | 160          | 160          | 180          | 160          | 195          | 165          | 165          | 190          | 210          | 210           | 225           | 235           |              |            |
| 46           | 140          | 155          | 195          | 180          | 185          | 190          | 195          | 180          | 210          | 205          | 215          | 235           | 235           |               |              |            |
| 47           | 155          | 150          | 165          | 160          | 155          | 185          | 175          | 205          | 210          | 170          | 210          | 220           | 215           | 215           |              |            |
| 48           | 145          | 150          | 190          | 175          | 180          | 165          | 170          | 190          | 210          | 200          | 205          | 225           | 220           | 255           |              |            |
| 49           | 175          | 135          | 140          | 170          | 200          | 185          | 180          | 175          | 205          | 175          | 195          | 220           | 240           | 220           |              |            |
| 50           | 155          | 170          | 150          | 155          | 165          | 175          | 155          | 175          | 195          | 205          | 185          | 210           | 230           | 210           |              |            |
| 51           | 145          | 160          | 160          | 195          | 195          | 175          | 200          | 195          | 225          | 185          | 190          | 205           | 245           | 235           |              |            |
| 52           | 160          | 155          | 155          | 175          | 175          | 180          | 175          | 205          | 200          | 220          | 205          | 220           | 250           | 245           |              |            |
| 53           |              | 145          |              |              |              |              | 160          |              |              |              |              |               | 235           |               |              |            |
| <b>Total</b> | <b>8,120</b> | <b>8,715</b> | <b>8,410</b> | <b>8,935</b> | <b>8,735</b> | <b>9,395</b> | <b>9,135</b> | <b>9,535</b> | <b>9,715</b> | <b>9,840</b> | <b>9,945</b> | <b>10,205</b> | <b>11,575</b> | <b>10,365</b> | <b>5,925</b> | <b>475</b> |
| First 28 W   | 4,360        | 4,865        | 4,660        | 5,010        | 4,670        | 5,315        | 4,840        | 5,260        | 5,380        | 5,470        | 5,450        | 5,390         | 6,040         | 5,380         | 5,925        | 475        |





Statistics  
Canada

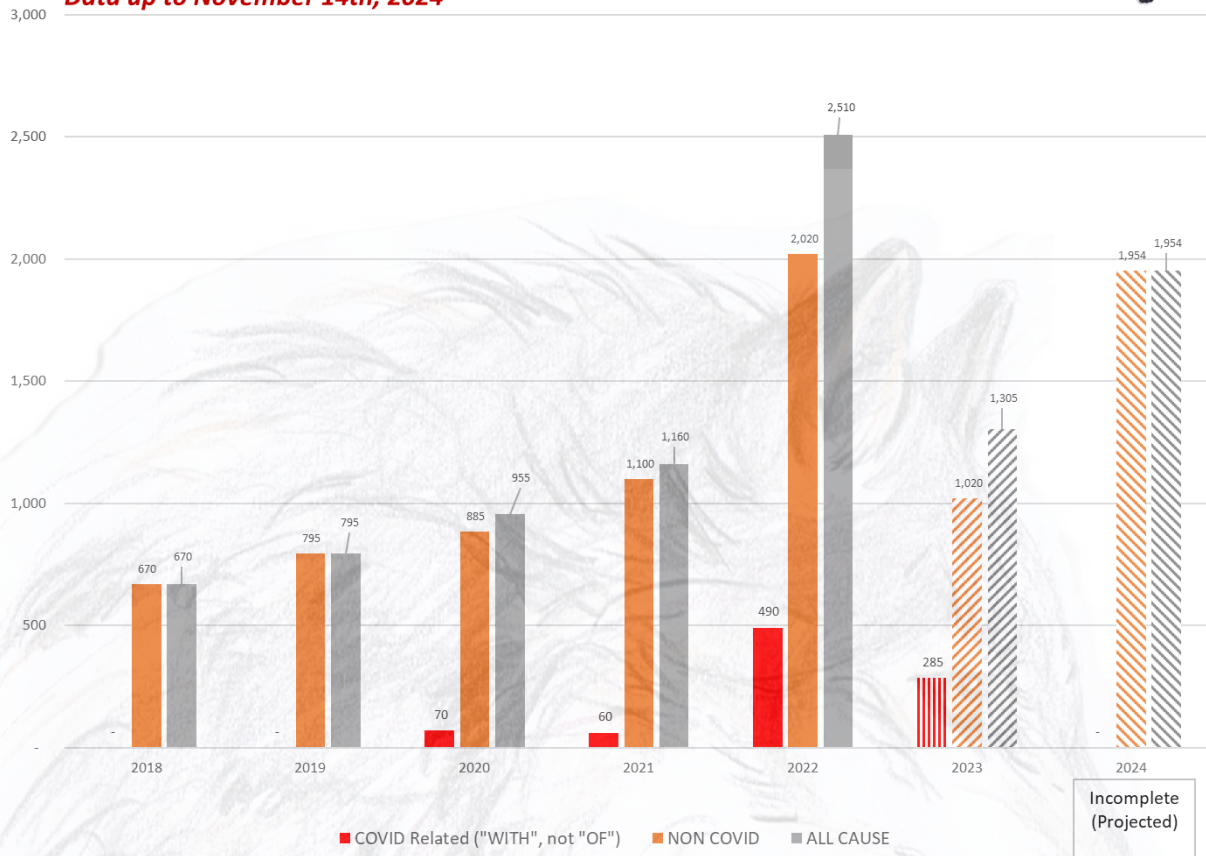
Statistique  
Canada

### Nova Scotia Excess Deaths (Over 10 Year Average (2010-2019))

<https://www150.statcan.gc.ca/n1/daily-quotidien/221208/dq221208f-cansim-eng.htm>



**Data up to November 14th, 2024**



Statistics  
Canada

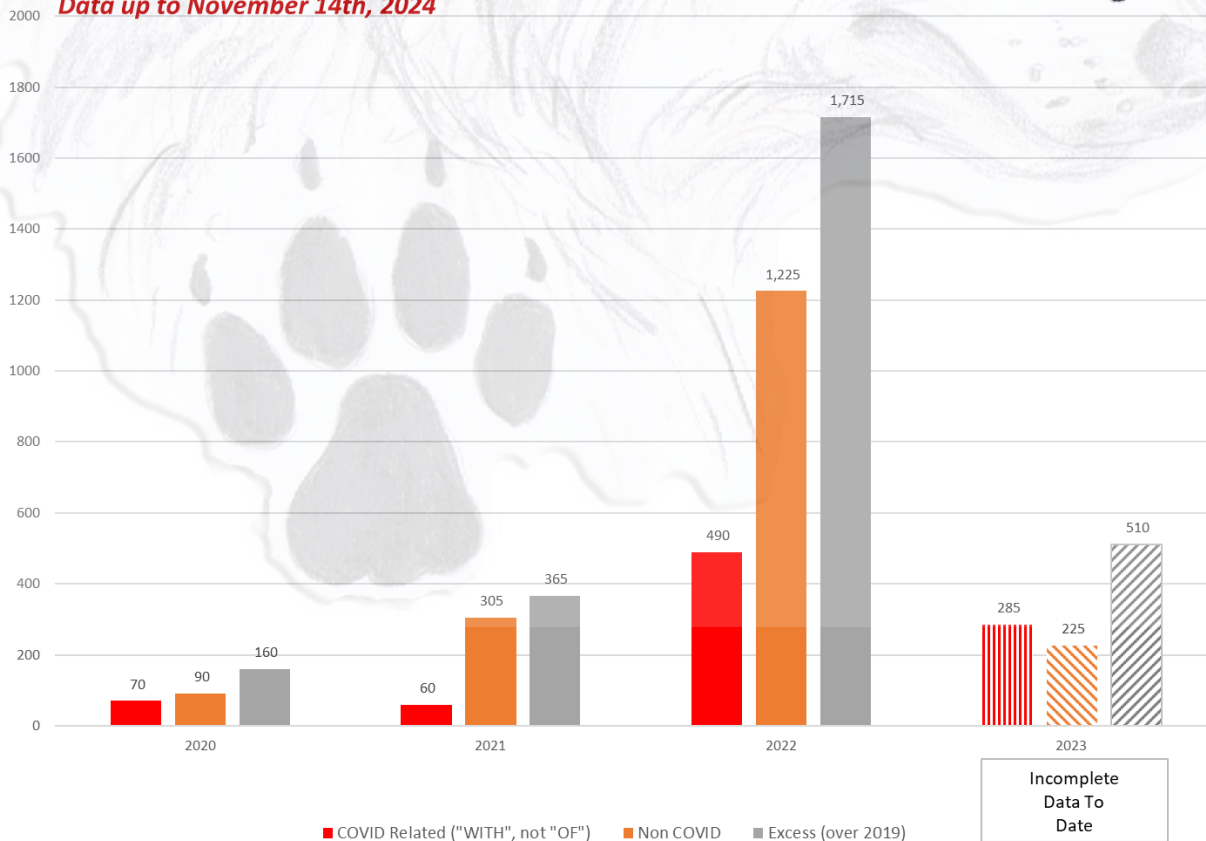
Statistique  
Canada

### Nova Scotia Excess Deaths (Over 2019 baseline)

<https://www150.statcan.gc.ca/n1/daily-quotidien/221208/dq221208f-cansim-eng.htm>



**Data up to November 14th, 2024**





Statistics Canada

Statistique Canada

# Nova Scotia All Cause Mortality

<https://www150.statcan.gc.ca/n1/daily-quotidien/221208/dq221208f-cansim-eng.htm>

Data up to November 14th, 2024



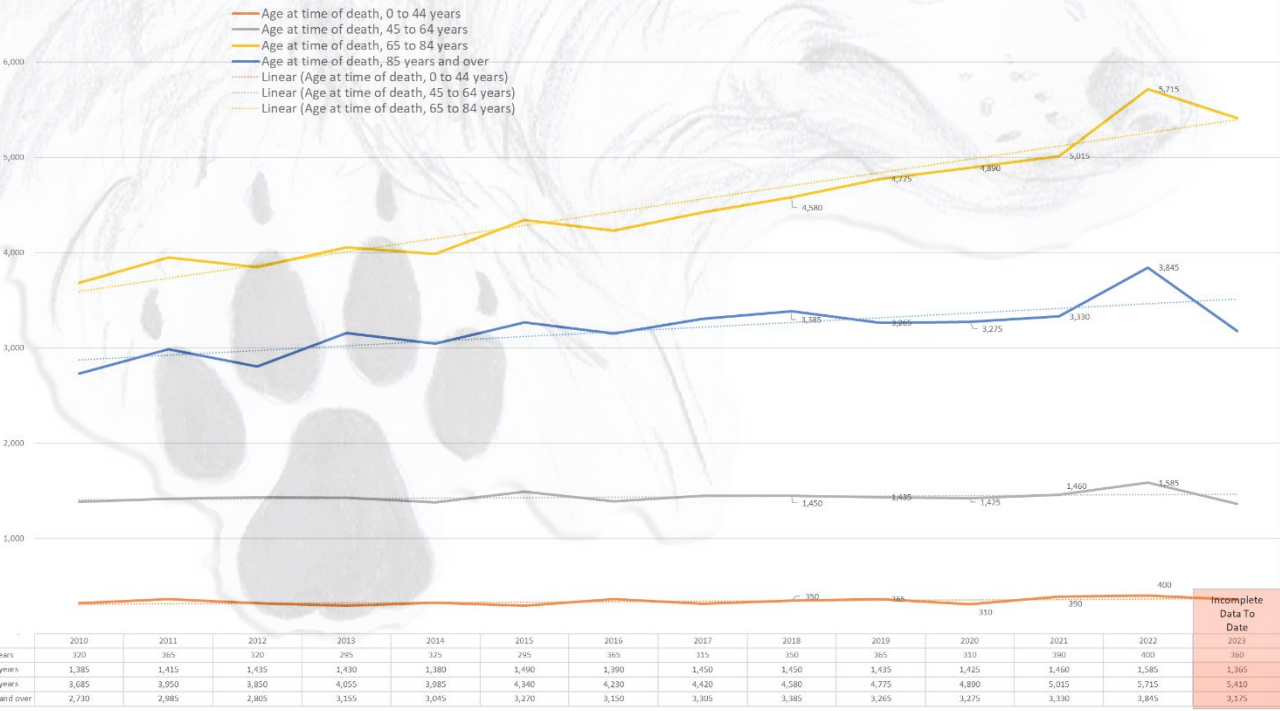
Statistics Canada

Statistique Canada

# Nova Scotia All Cause Mortality

<https://www150.statcan.gc.ca/n1/daily-quotidien/221208/dq221208f-cansim-eng.htm>

Data up to November 14th, 2024





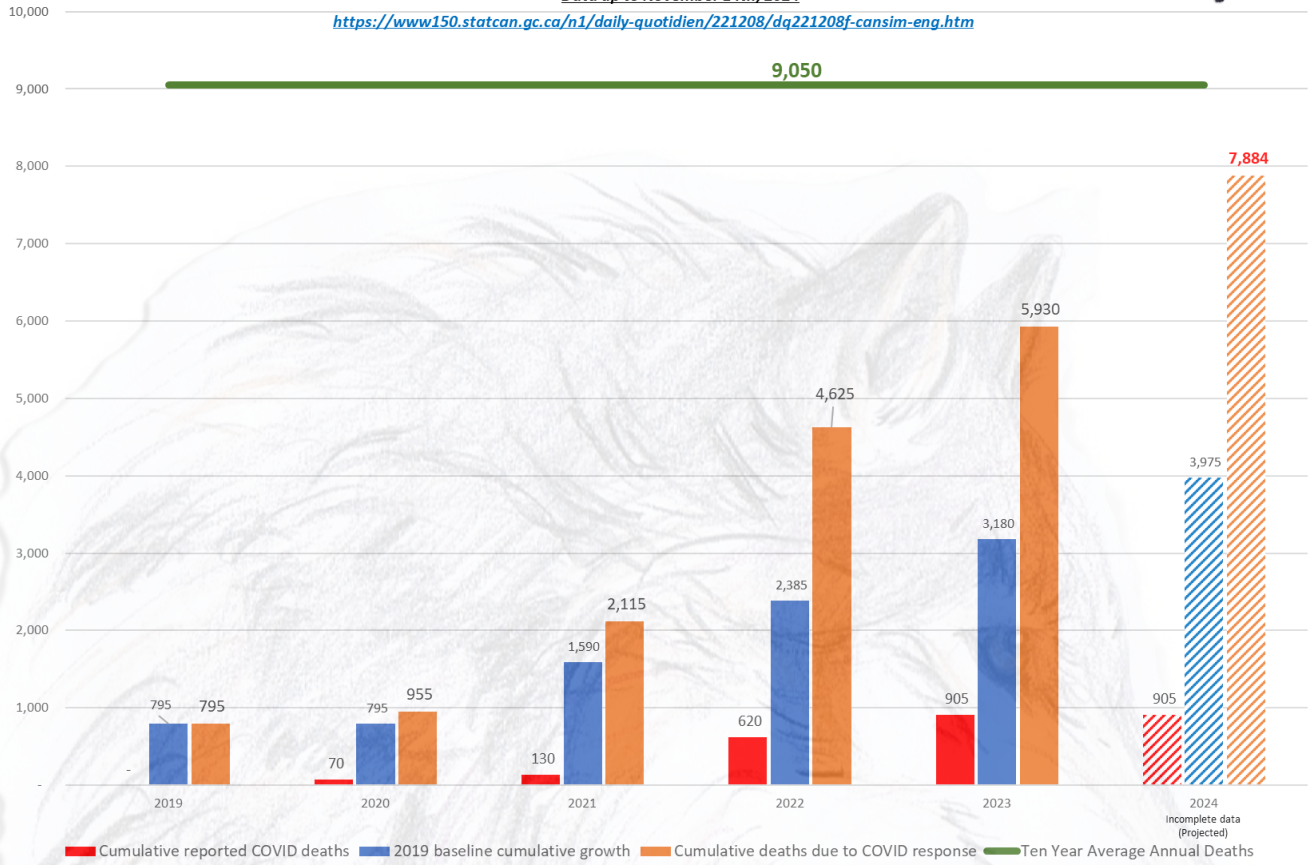


Nova Scotia Cumulative Excess Deaths (Over 10 Year Annual Average (2010-2019))

Expected (based on 2019 baseline) vs. Actual.  
Data up to November 14th, 2024



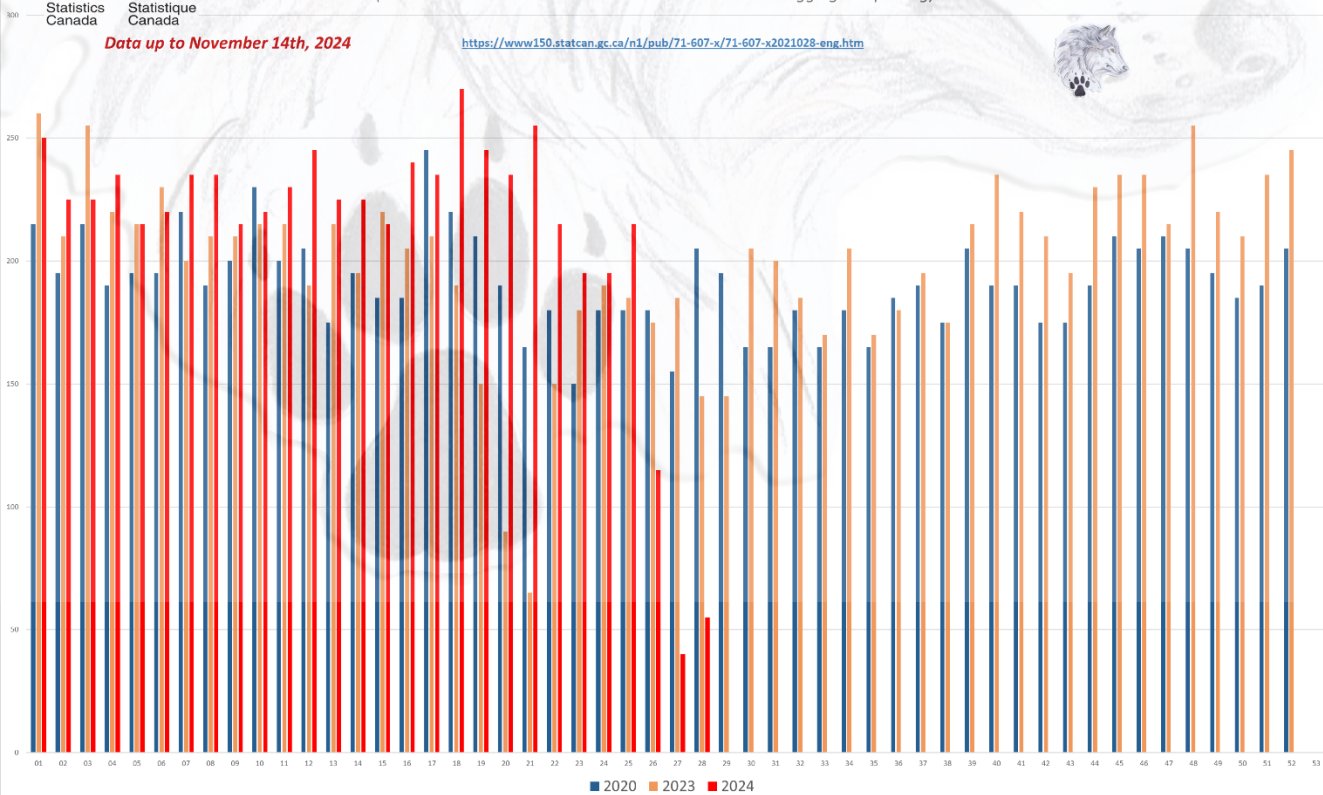
<https://www150.statcan.gc.ca/n1/daily-quotidien/221208/dq221208f-cansim-eng.htm>



Weekly All Cause Deaths reported in Nova Scotia - 2020 vs. 2024 by Week  
(note that 2023 numbers will increase over time due to lagging in reporting)

Data up to November 14th, 2024

<https://www150.statcan.gc.ca/n1/pub/71-607-x/71-607-x2021028-eng.htm>



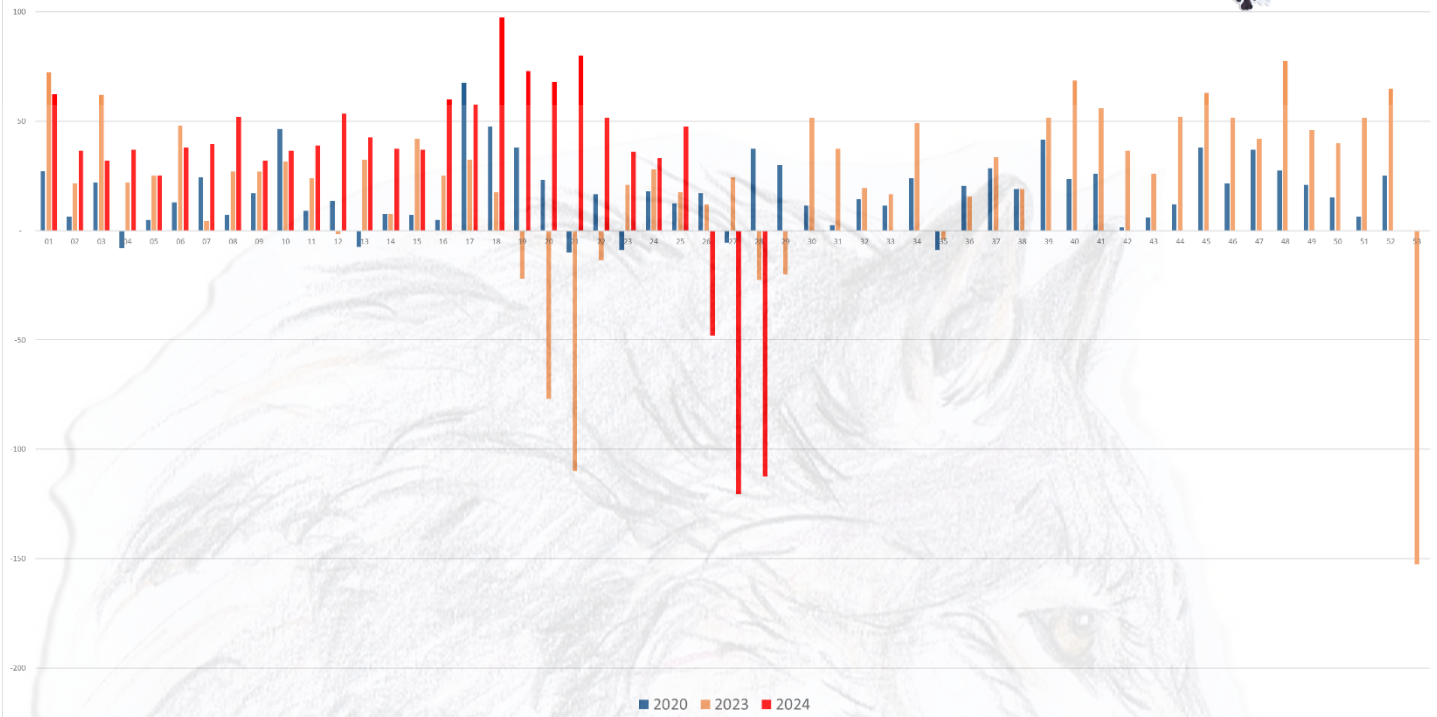


Statistique Canada

### Weekly Excess Deaths (over 10 year average) reported in Nova Scotia - 2020 vs. 2024 by Week (note that 2024 numbers will increase over time due to lagging in reporting)

Data up to November 14th, 2024

<https://www150.statcan.gc.ca/n1/pub/71-607-x/71-607-x2021028-eng.htm>

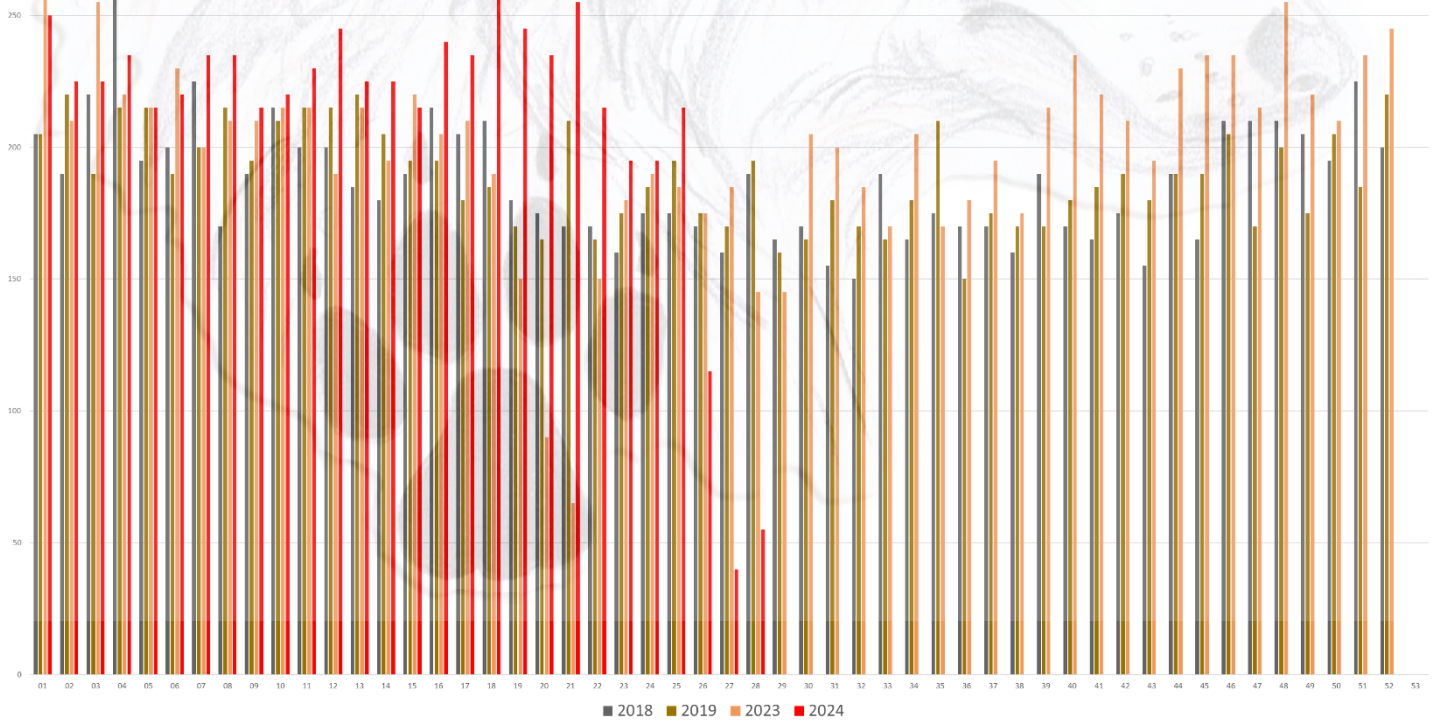


Statistique Canada

### Weekly All Cause Deaths reported in Nova Scotia - 2018/19 and 2019/20 vs. 2024 by Week (note that 2023 numbers will increase over time due to lagging in reporting)

Data up to November 14th, 2024

<https://www150.statcan.gc.ca/n1/pub/71-607-x/71-607-x2021028-eng.htm>





# ALL-CAUSE MORTALITY DATA – NUNAVUT

Stats Canada Data as of November 14th, 2024

Why do we no longer see data on 'By Vaccine Status' or 'Co-Morbidities'?

<https://www150.statcan.gc.ca/n1/daily-quotidien/221208/dq221208f-cansim-eng.htm>

Data up to November 14th, 2024

## Nunavut

| Week | 2010 | 2011 | 2012 | 2013 | 2014 | 2015 | 2016 | 2017 | 2018 | 2019 | 2020 | 2021 | 2022 | 2023 | 2024 | Increase |
|------|------|------|------|------|------|------|------|------|------|------|------|------|------|------|------|----------|
| 01   |      | 5    | 5    | 0    | 0    | 5    | 5    | 0    | 5    | 0    | 5    | 5    |      | 5    | 5    | -        |
| 02   | 0    | 5    | 0    | 5    | 0    | 0    | 0    | 0    | 5    | 0    | 0    | 5    | 5    | 5    | -    | -        |
| 03   | 0    | 0    | 5    | 0    | 0    | 5    | 0    | 0    | 5    | 0    | 0    |      | 5    | 5    | 5    | 5        |
| 04   | 0    | 0    | 5    | 0    | 0    | 5    | 0    | 0    | 5    | 5    | 0    | 5    | 5    | 5    | 5    | 5        |
| 05   | 0    | 5    | 0    | 5    | 0    | 5    | 0    | 0    | 5    | 0    | 5    | 5    | 5    | 5    | 5    | 5        |
| 06   | 0    | 0    | 0    | 0    | 5    | 5    | 0    | 5    | 0    | 5    | 5    | 0    | 10   | 5    | -    | -        |
| 07   | 0    | 0    | 0    | 0    | 5    | 5    | 0    | 0    | 5    | 0    | 0    | 0    | 5    | 5    | 5    | 5        |
| 08   | 0    | 0    | 5    | 0    | 0    | 0    | 10   | 0    | 5    | 10   | 5    | 5    | 0    | 5    | 5    | -        |
| 09   | 5    | 0    | 5    | 0    | 0    | 0    | 0    | 0    | 5    | 5    | 5    | 0    | 5    |      | 5    | -        |
| 10   | 0    | 5    | 5    | 5    | 0    | 5    | 5    | 5    | 0    | 5    | 5    | 0    | 5    | 5    | -    | 5        |
| 11   | 0    | 0    | 5    | 5    | 5    | 0    | 5    | 0    | 0    | 0    | 5    | 5    | 0    | 0    | -    | 5        |
| 12   | 0    | 0    | 0    | 0    | 5    | 0    | 0    | 0    | 5    | 5    | 0    | 0    | 5    | 0    | 5    | 5        |
| 13   | 0    | 5    | 5    | 5    | 5    | 5    | 5    | 5    | 0    | 5    | 0    | 0    | 0    | 5    | 0    | -        |
| 14   | 5    | 0    | 0    | 5    | 5    | 0    | 5    | 5    | 5    | 0    | 0    |      | 0    | 0    | 5    | 5        |
| 15   | 0    | 0    | 5    | 5    | 0    | 0    | 0    | 5    | 5    | 0    | 5    | 0    | 5    | 10   | 0    | 10       |
| 16   | 0    | 5    | 0    | 5    | 5    | 0    | 0    | 0    | 0    | 5    | 0    | 5    | 0    | 0    | 5    | 5        |
| 17   | 5    | 5    | 0    | 10   | 0    | 0    | 5    | 0    | 5    | 5    | 5    | 5    | 0    | 5    | 10   | 5        |
| 18   | 0    | 5    | 0    | 5    | 0    | 5    | 0    | 0    | 5    | 5    | 0    | 5    | 0    | 5    | -    | -        |
| 19   | 5    | 5    | 0    | 5    | 5    | 5    | 5    | 0    | 5    | 5    | 5    | 5    | 5    | 0    | 5    | -        |
| 20   | 0    | 0    | 0    | 0    | 5    | 0    | 5    | 5    | 0    | 10   | 0    | 0    |      | 5    | 5    | 5        |
| 21   | 5    | 0    | 0    | 5    | 5    | 0    | 0    | 10   | 0    | 5    | 5    | 5    | 5    | 0    | -    | 5        |
| 22   | 0    | 5    | 0    | 0    | 0    | 0    | 0    | 5    | 0    | 5    | 0    | 0    | 5    | 0    | 5    | 5        |
| 23   | 5    | 0    | 5    | 0    | 0    | 5    | 5    | 5    | 0    | 5    | 0    | 0    | 5    | 5    | 5    | 5        |
| 24   | 5    | 5    | 0    | 5    | 0    | 0    | 0    | 5    | 0    | 0    | 5    | 10   | 0    | 0    | -    | 5        |
| 25   | 0    | 5    | 0    | 0    | 0    | 5    | 0    | 5    | 5    | 5    | 5    | 0    | 0    | 5    | 0    | 5        |
| 26   | 0    | 5    | 5    | 5    | 0    | 0    | 5    | 5    | 5    | 0    | 0    |      |      | 5    | -    | -        |
| 27   | 0    | 0    | 0    | 5    | 0    | 0    | 0    | 5    | 5    | 5    | 5    | 0    | 0    | 5    | 10   | 5        |
| 28   | 5    | 0    | 0    | 5    | 0    | 0    | 5    | 5    | 5    | 5    | 5    | 5    | 0    | 5    |      |          |
| 29   | 5    | 0    | 0    | 0    | 0    | 0    | 0    | 0    | 5    | 5    | 0    | 5    | 5    | 5    |      |          |
| 30   | 0    | 0    | 5    | 0    | 5    | 0    | 0    | 5    | 5    | 0    | 0    | 5    | 0    | 5    |      |          |
| 31   | 5    | 0    | 5    | 5    | 5    | 5    | 0    | 5    | 5    | 0    | 5    |      | 0    | 0    |      |          |
| 32   | 5    | 0    | 0    | 10   | 0    | 0    | 5    | 5    | 5    | 0    | 5    | 5    | 0    | 5    |      |          |
| 33   | 0    | 0    | 0    | 0    | 0    | 0    | 5    | 0    | 0    | 5    | 5    | 5    | 5    | 5    |      |          |
| 34   | 0    | 10   | 0    | 5    | 5    | 0    | 0    | 0    | 0    | 0    | 5    |      |      |      |      |          |
| 35   | 0    | 5    | 5    | 0    | 0    | 0    | 5    | 5    | 5    | 0    | 5    | 5    | 0    | 5    |      |          |
| 36   | 0    | 5    | 0    | 0    | 0    | 0    | 0    | 0    | 0    | 5    | 0    | 0    | 0    | 5    |      |          |
| 37   | 5    | 0    | 0    | 5    | 0    | 0    | 0    | 0    | 5    | 5    | 0    | 5    | 0    | 5    |      |          |
| 38   | 0    | 0    | 0    | 0    | 5    | 0    | 5    | 5    | 0    | 5    | 5    | 5    | 5    | 5    |      |          |
| 39   | 10   | 0    | 0    | 0    | 5    | 5    | 0    | 0    | 5    | 5    | 5    | 5    | 0    | 5    |      |          |
| 40   | 5    | 5    | 5    | 0    | 5    | 5    | 0    | 0    | 5    | 0    | 5    | 0    | 0    | 5    | 5    |          |
| 41   | 5    | 0    | 0    | 5    | 5    | 0    | 0    | 5    | 0    | 0    | 5    | 5    | 5    | 5    |      |          |
| 42   | 5    | 5    | 5    | 0    | 5    | 0    | 0    | 0    | 5    | 5    | 0    | 0    | 0    | 5    |      |          |
| 43   | 0    | 0    | 0    | 5    | 0    | 0    | 0    | 0    | 5    | 5    | 5    | 5    | 5    | 5    |      |          |
| 44   | 5    | 5    | 5    | 0    | 0    | 0    | 0    | 0    | 0    | 0    | 5    | 0    | 0    | -    |      |          |
| 45   | 0    | 0    | 5    | 5    | 5    | 5    | 5    | 0    | 0    | 5    | 5    |      | 0    | 0    |      |          |
| 46   | 5    | 5    | 5    | 5    | 5    | 5    | 0    | 5    | 5    | 0    | 5    | 5    |      | 5    |      |          |
| 47   | 0    | 0    | 0    | 0    | 5    | 0    | 5    | 5    | 5    | 0    | 5    | 0    | 5    | 5    |      |          |
| 48   | 0    | 5    | 0    | 10   | 0    | 0    | 0    | 0    | 0    | 10   | 0    | 0    | 0    | -    |      |          |
| 49   | 0    | 0    | 5    | 0    | 5    | 0    | 0    | 5    | 5    | 0    | 5    | 0    | 0    | 5    | 5    |          |
| 50   | 0    | 5    | 5    | 5    | 5    | 0    | 0    | 0    | 5    | 5    | 0    | 0    | 0    | 5    |      |          |
| 51   | 0    | 5    | 5    | 5    | 0    | 0    | 0    | 0    | 0    | 5    | 0    | 0    | 0    |      |      |          |
| 52   | 5    | 0    | 0    | 0    | 0    | 0    | 10   | 5    | 5    | 5    | 5    | 0    | 5    | 5    |      |          |
| 53   |      | 5    |      |      |      |      | 0    |      |      |      |      |      | 5    |      |      |          |

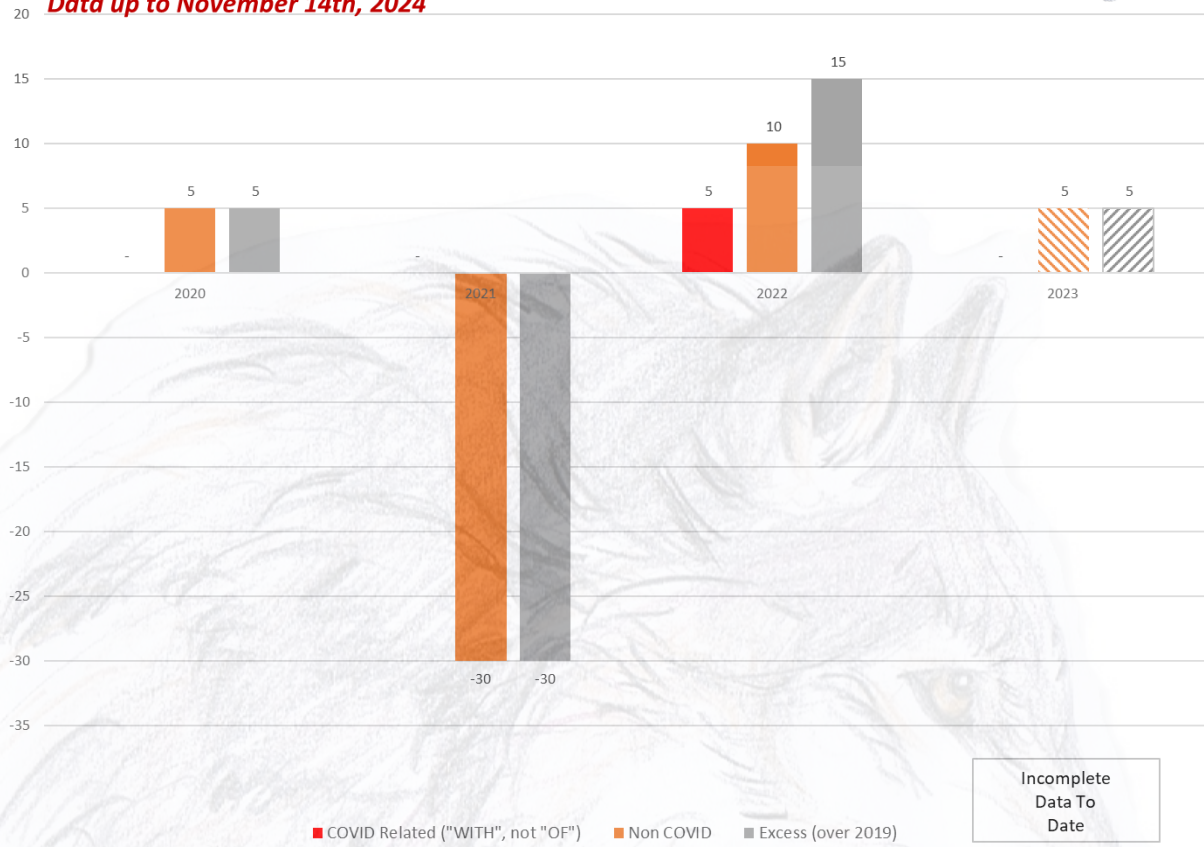
Total 100 125 110 150 115 85 105 125 155 175 150 130 130 180 100 30

<https://www150.statcan.gc.ca/n1/daily-quotidien/221208/dq221208f-cansim-eng.htm>

First 27 W 35 65 55 80 50 60 60 70 80 100 70 70 80 85 100 30



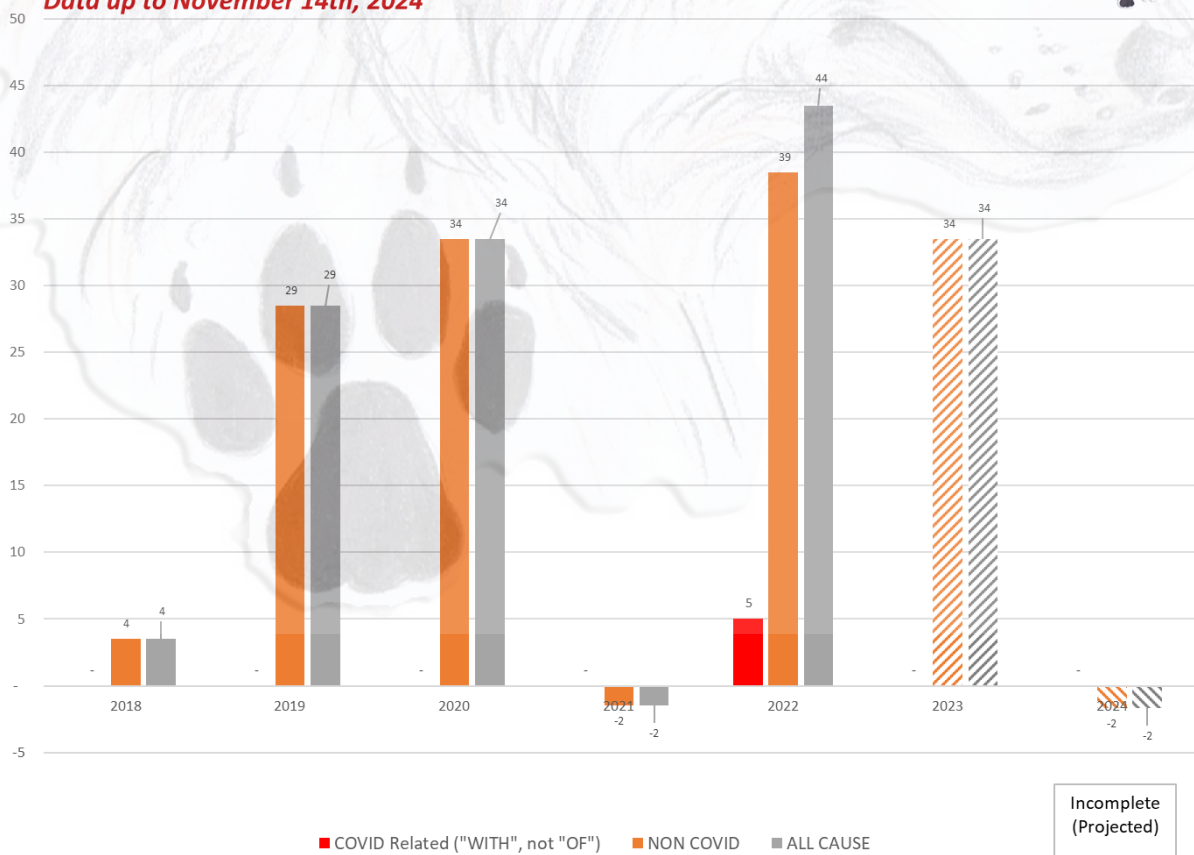
Data up to November 14th, 2024



Incomplete Data To Date



Data up to November 14th, 2024



Incomplete (Projected)





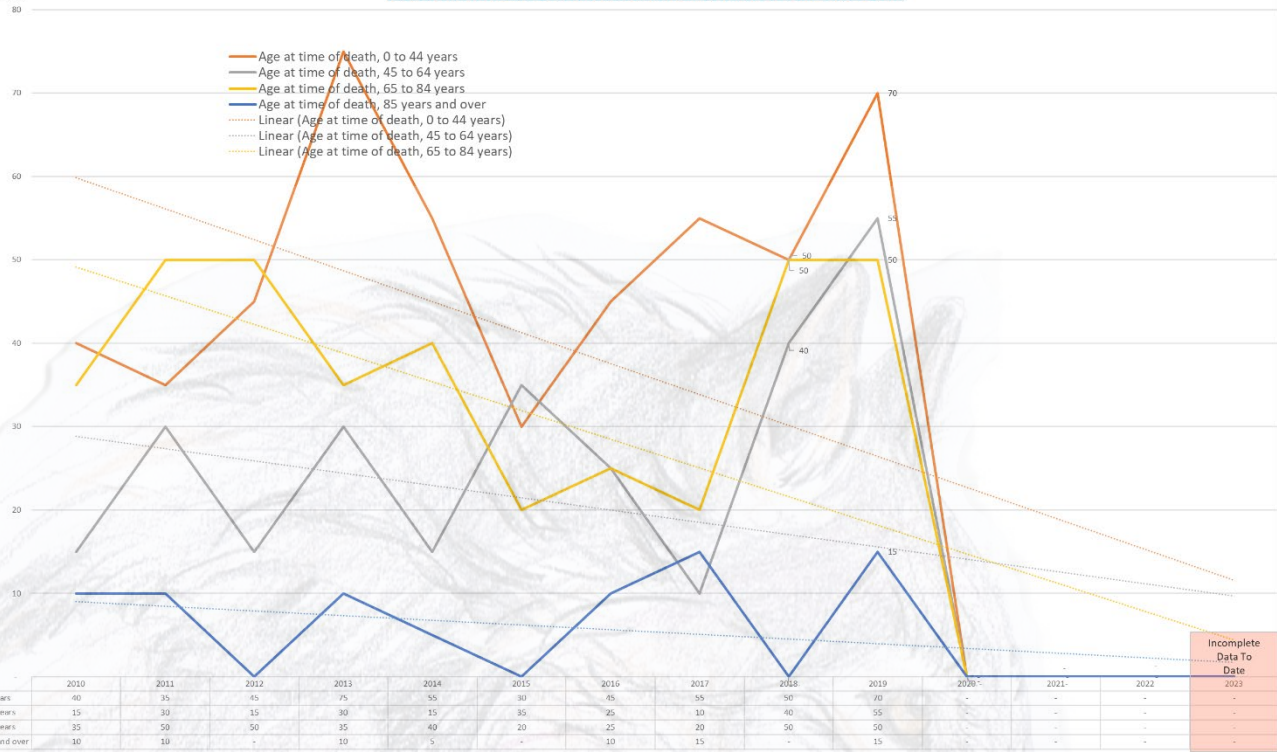
Statistics Canada

Statistique Canada

# Nunavut All Cause Mortality

<https://www150.statcan.gc.ca/n1/daily-quotidien/221208/dq221208f-cansim-eng.htm>

Data up to November 14th, 2024



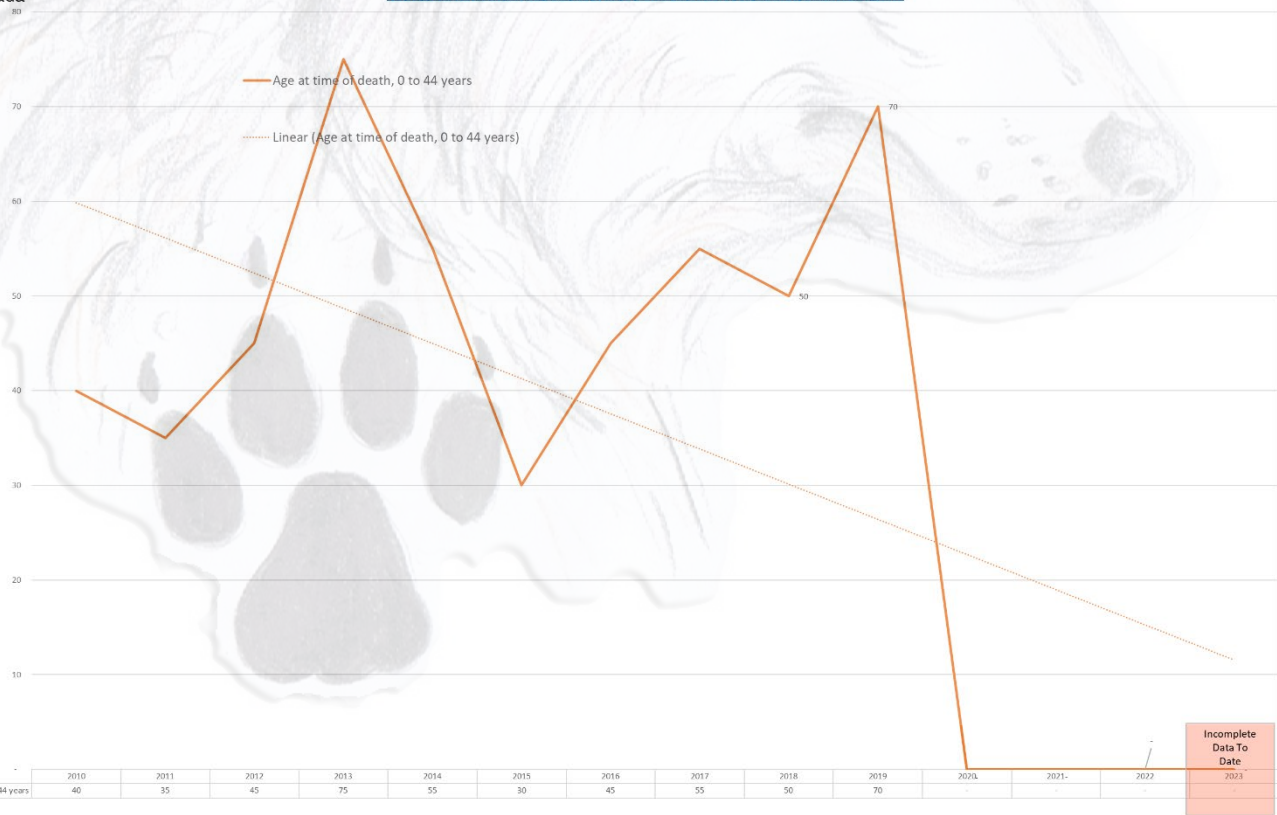
Statistics Canada

Statistique Canada

# Nunavut All Cause Mortality

<https://www150.statcan.gc.ca/n1/daily-quotidien/221208/dq221208f-cansim-eng.htm>

Data up to November 14th, 2024



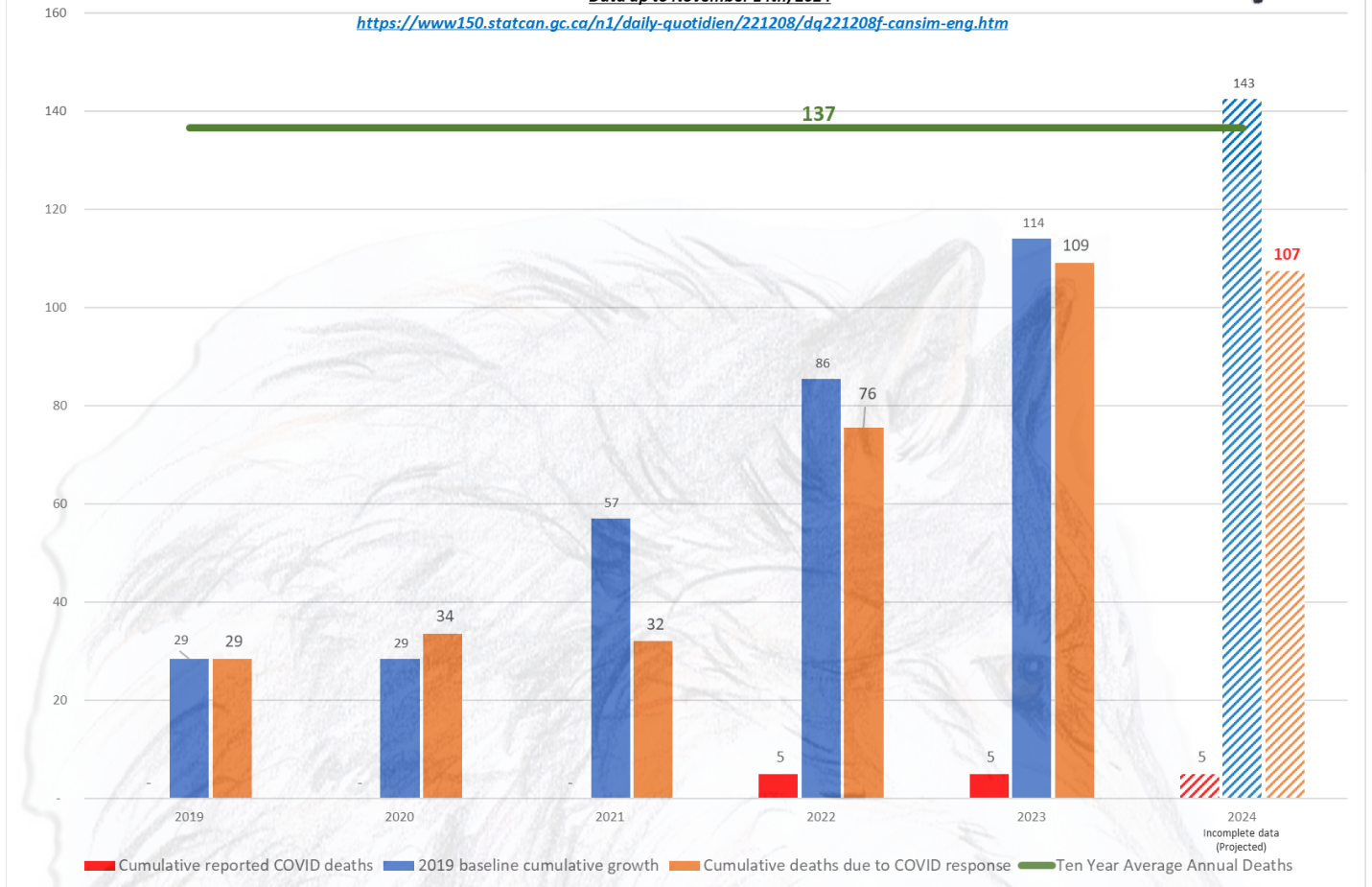


### Nunavut Cumulative Excess Deaths (Over 10 Year Annual Average (2010-2019))

*Expected (based on 2019 baseline) vs. Actual.*

*Data up to November 14th, 2024*

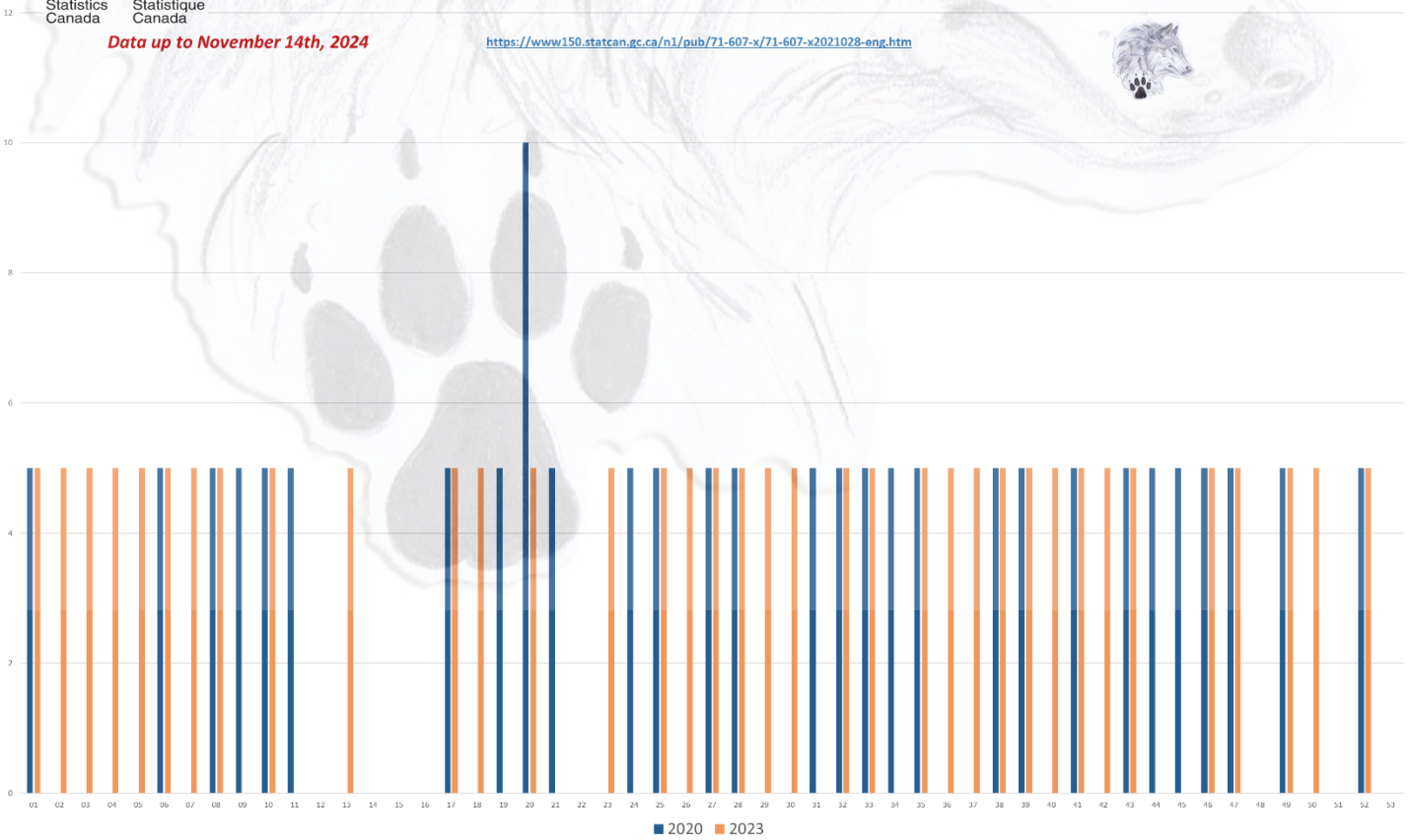
<https://www150.statcan.gc.ca/n1/daily-quotidien/221208/dq221208f-cansim-eng.htm>



### Weekly All Cause Deaths reported in Nunavut - 2020 vs. 2023 by Week

*Data up to November 14th, 2024*

<https://www150.statcan.gc.ca/n1/pub/71-607-x/71-607-x2021028-eng.htm>







Statistics Canada / Statistique Canada

Weekly Excess Deaths (over 10 year average) reported in Nunavut - 2020 vs. 2023 by Week  
(note that 2023 numbers will increase over time due to lagging in reporting)

Data up to November 14th, 2024

<https://www150.statcan.gc.ca/n1/pub/71-607-x/71-607-x2021028-eng.htm>

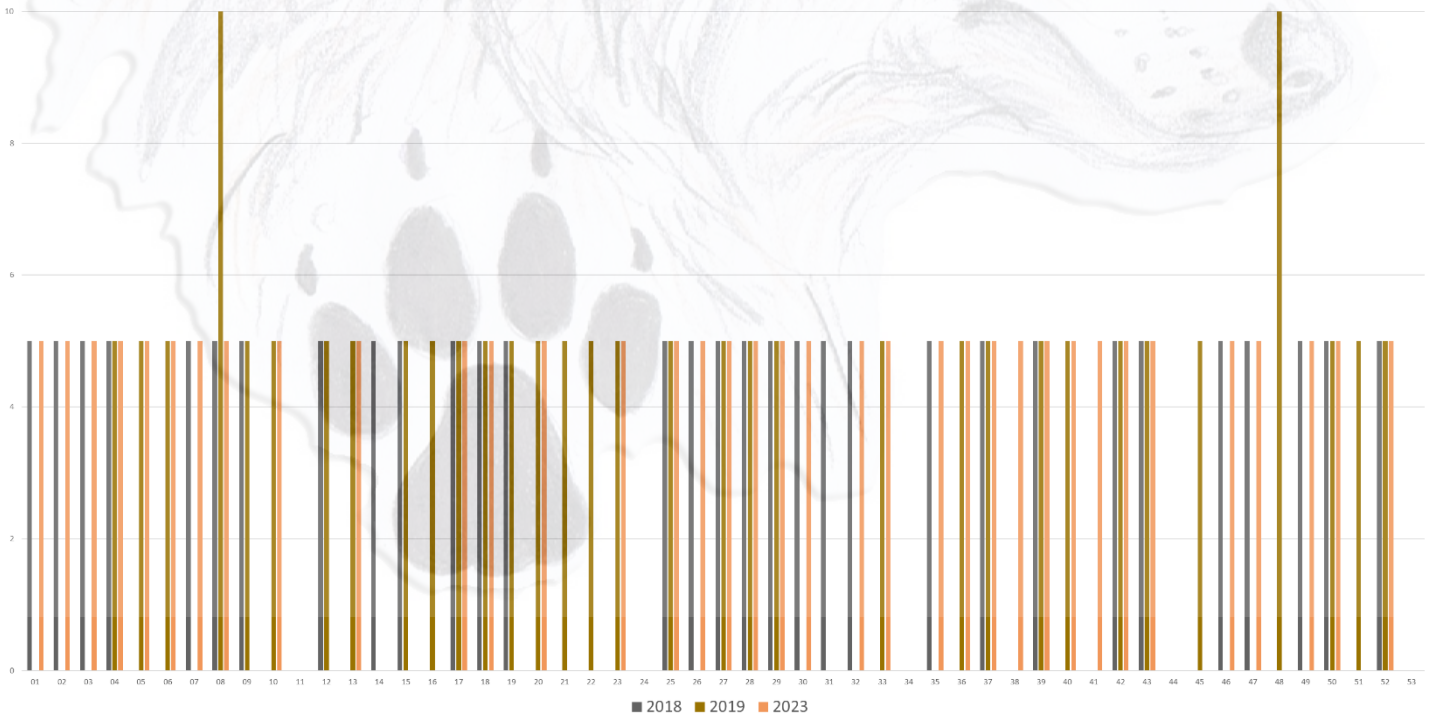


Statistics Canada / Statistique Canada

Weekly All Cause Deaths reported in Nunavut - 2018/19 and 2019/20 vs. 2023 by Week  
(note that 2023 numbers will increase over time due to lagging in reporting)

Data up to November 14th, 2024

<https://www150.statcan.gc.ca/n1/pub/71-607-x/71-607-x2021028-eng.htm>



# ALL-CAUSE MORTALITY DATA – PRINCE EDWARD ISLAND

Stats Canada Data as of November 14th, 2024

Why do we no longer see data on 'By Vaccine Status' or 'Co-Morbidities'?

<https://www150.statcan.gc.ca/n1/daily-quo>

Data up to November 14th, 2024

## Prince Edward Island

| Week         | 2010         | 2011         | 2012         | 2013         | 2014         | 2015         | 2016         | 2017         | 2018         | 2019         | 2020         | 2021         | 2022         | 2023         | 2024         | Increase   |
|--------------|--------------|--------------|--------------|--------------|--------------|--------------|--------------|--------------|--------------|--------------|--------------|--------------|--------------|--------------|--------------|------------|
| 01           |              | 20           | 25           | 30           | 30           | 25           | 25           | 30           | 25           | 30           | 30           | 35           | 20           | 30           | 45           | 15         |
| 02           | 35           | 30           | 25           | 35           | 20           | 25           | 30           | 30           | 25           | 20           | 25           | 20           | 35           | 30           | 35           | 10         |
| 03           | 20           | 25           | 15           | 20           | 30           | 35           | 20           | 30           | 35           | 20           | 35           | 35           | 40           | 30           | 35           | -          |
| 04           | 20           | 30           | 30           | 20           | 15           | 20           | 15           | 25           | 30           | 35           | 25           | 35           | 35           | 30           | 20           | 5          |
| 05           | 15           | 25           | 20           | 35           | 20           | 25           | 25           | 35           | 30           | 25           | 35           | 30           | 35           | 35           | 30           | 5          |
| 06           | 30           | 30           | 20           | 25           | 20           | 30           | 15           | 35           | 25           | 30           | 25           | 25           | 30           | 25           | 25           | -          |
| 07           | 20           | 20           | 30           | 15           | 25           | 25           | 15           | 30           | 25           | 15           | 25           | 30           | 25           | 30           | 40           | 15         |
| 08           | 30           | 35           | 15           | 15           | 25           | 30           | 25           | 20           | 30           | 25           | 25           | 20           | 30           | 35           | 30           | 5          |
| 09           | 25           | 25           | 20           | 30           | 25           | 25           | 20           | 30           | 40           | 30           | 25           | 25           | 35           | 30           | 25           | -          |
| 10           | 25           | 30           | 30           | 25           | 30           | 30           | 15           | 25           | 20           | 15           | 25           | 20           | 40           | 35           | 30           | 5          |
| 11           | 25           | 25           | 20           | 25           | 30           | 25           | 25           | 30           | 25           | 20           | 25           | 20           | 35           | 25           | 30           | 5          |
| 12           | 30           | 30           | 35           | 20           | 15           | 35           | 20           | 25           | 25           | 30           | 30           | 15           | 25           | 30           | 30           | -          |
| 13           | 20           | 20           | 30           | 20           | 30           | 25           | 20           | 20           | 25           | 30           | 30           | 25           | 25           | 35           | 30           | -          |
| 14           | 10           | 15           | 25           | 25           | 15           | 25           | 25           | 20           | 20           | 30           | 30           | 40           | 30           | 30           | 35           | 5          |
| 15           | 25           | 25           | 20           | 20           | 30           | 25           | 20           | 20           | 30           | 25           | 15           | 30           | 25           | 30           | 35           | 20         |
| 16           | 25           | 10           | 30           | 25           | 30           | 30           | 20           | 25           | 30           | 35           | 30           | 25           | 20           | 20           | 20           | 10         |
| 17           | 20           | 30           | 20           | 20           | 20           | 25           | 25           | 30           | 20           | 30           | 25           | 25           | 30           | 20           | 35           | 10         |
| 18           | 25           | 15           | 30           | 20           | 20           | 35           | 20           | 25           | 30           | 20           | 25           | 35           | 25           | 35           | 30           | 5          |
| 19           | 20           | 15           | 20           | 30           | 25           | 20           | 25           | 20           | 20           | 30           | 30           | 35           | 35           | 30           | 35           | 5          |
| 20           | 20           | 20           | 25           | 25           | 20           | 30           | 20           | 20           | 25           | 20           | 30           | 35           | 30           | 30           | 20           | 10         |
| 21           | 20           | 20           | 20           | 25           | 30           | 25           | 20           | 20           | 25           | 25           | 35           | 30           | 25           | 30           | 30           | 5          |
| 22           | 20           | 20           | 25           | 20           | 20           | 15           | 15           | 15           | 20           | 25           | 25           | 25           | 35           | 35           | 30           | 5          |
| 23           | 15           | 20           | 25           | 25           | 25           | 25           | 15           | 15           | 25           | 25           | 30           | 25           | 35           | 25           | 25           | 5          |
| 24           | 20           | 25           | 20           | 20           | 20           | 30           | 15           | 30           | 25           | 30           | 20           | 20           | 30           | 20           | 35           | 15         |
| 25           | 30           | 25           | 25           | 25           | 30           | 20           | 25           | 20           | 30           | 20           | 25           | 30           | 20           | 35           | 30           | 5          |
| 26           | 15           | 25           | 20           | 25           | 30           | 15           | 20           | 25           | 35           | 30           | 20           | 20           | 20           | 35           | 30           | 10         |
| 27           | 20           | 20           | 25           | 25           | 30           | 25           | 10           | 20           | 25           | 25           | 25           | 35           | 25           | 25           | 30           | 5          |
| 28           | 20           | 25           | 25           | 20           | 30           | 20           | 20           | 20           | 20           | 20           | 20           | 20           | 35           | 25           | 20           | -          |
| 29           | 25           | 30           | 15           | 30           | 20           | 20           | 20           | 20           | 15           | 30           | 15           | 25           | 25           | 30           | 35           | 20         |
| 30           | 20           | 20           | 15           | 20           | 20           | 25           | 20           | 25           | 20           | 25           | 30           | 25           | 35           | 30           | 20           | 10         |
| 31           | 10           | 15           | 25           | 15           | 15           | 30           | 10           | 25           | 25           | 25           | 25           | 20           | 30           | 25           | 25           | -          |
| 32           | 20           | 25           | 25           | 25           | 20           | 15           | 25           | 20           | 25           | 15           | 20           | 20           | 30           | 30           | 40           | 20         |
| 33           | 25           | 20           | 25           | 20           | 35           | 15           | 25           | 25           | 30           | 35           | 25           | 20           | 30           | 25           | 25           | -          |
| 34           | 20           | 20           | 20           | 25           | 25           | 15           | 35           | 25           | 30           | 25           | 30           | 15           | 25           | 40           | 35           | 5          |
| 35           | 15           | 25           | 20           | 25           | 25           | 20           | 10           | 25           | 35           | 30           | 25           | 35           | 30           | 30           |              |            |
| 36           | 20           | 20           | 20           | 20           | 15           | 20           | 25           | 20           | 25           | 35           | 30           | 35           | 40           | 25           |              |            |
| 37           | 25           | 20           | 20           | 15           | 35           | 25           | 20           | 25           | 20           | 25           | 30           | 20           | 25           | 25           |              |            |
| 38           | 20           | 35           | 25           | 15           | 25           | 20           | 20           | 30           | 25           | 25           | 25           | 30           | 30           | 20           |              |            |
| 39           | 20           | 25           | 20           | 25           | 15           | 30           | 20           | 25           | 25           | 30           | 25           | 20           | 35           | 30           |              |            |
| 40           | 25           | 15           | 20           | 20           | 20           | 15           | 20           | 25           | 30           | 30           | 25           | 40           | 45           | 35           |              |            |
| 41           | 15           | 25           | 20           | 30           | 30           | 25           | 30           | 20           | 30           | 25           | 20           | 25           | 35           | 30           |              |            |
| 42           | 15           | 25           | 20           | 35           | 30           | 20           | 30           | 20           | 25           | 25           | 25           | 30           | 25           | 40           |              |            |
| 43           | 25           | 25           | 20           | 30           | 20           | 30           | 20           | 15           | 20           | 20           | 20           | 20           | 30           | 30           |              |            |
| 44           | 20           | 25           | 20           | 10           | 30           | 15           | 25           | 25           | 25           | 20           | 20           | 30           | 25           | 40           |              |            |
| 45           | 20           | 25           | 25           | 30           | 20           | 20           | 20           | 35           | 30           | 20           | 20           | 30           | 25           | 30           |              |            |
| 46           | 15           | 20           | 25           | 35           | 30           | 20           | 15           | 20           | 25           | 25           | 20           | 30           | 30           | 30           |              |            |
| 47           | 15           | 30           | 20           | 20           | 20           | 15           | 15           | 35           | 25           | 25           | 20           | 25           | 25           | 35           |              |            |
| 48           | 25           | 25           | 30           | 20           | 35           | 20           | 20           | 25           | 20           | 30           | 30           | 35           | 40           | 30           |              |            |
| 49           | 20           | 10           | 25           | 25           | 35           | 30           | 25           | 15           | 20           | 30           | 25           | 30           | 30           | 45           |              |            |
| 50           | 25           | 20           | 30           | 15           | 20           | 30           | 30           | 30           | 30           | 25           | 25           | 25           | 30           | 35           |              |            |
| 51           | 20           | 25           | 25           | 25           | 35           | 20           | 15           | 30           | 20           | 15           | 30           | 30           | 40           | 35           |              |            |
| 52           | 15           | 30           | 20           | 30           | 15           | 20           | 25           | 35           | 30           | 35           | 20           | 40           | 40           | 25           |              |            |
| 53           |              | 25           |              |              |              |              | 30           |              |              |              |              |              | 25           |              |              |            |
| <b>Total</b> | <b>1,075</b> | <b>1,235</b> | <b>1,200</b> | <b>1,225</b> | <b>1,280</b> | <b>1,235</b> | <b>1,115</b> | <b>1,290</b> | <b>1,345</b> | <b>1,340</b> | <b>1,325</b> | <b>1,420</b> | <b>1,610</b> | <b>1,575</b> | <b>1,025</b> | <b>135</b> |

<https://www150.statcan.gc.ca/n1/daily-quotidien/221208/dq221208f-cansim-eng.htm>

|            |     |     |     |     |     |     |     |     |     |     |     |     |       |       |       |     |
|------------|-----|-----|-----|-----|-----|-----|-----|-----|-----|-----|-----|-----|-------|-------|-------|-----|
| First 34 W | 720 | 785 | 795 | 800 | 825 | 840 | 700 | 835 | 885 | 870 | 890 | 890 | 1,005 | 1,005 | 1,025 | 135 |
|------------|-----|-----|-----|-----|-----|-----|-----|-----|-----|-----|-----|-----|-------|-------|-------|-----|

<tdien/221208/dq221208f-cansim-eng.htm>





Statistics Canada

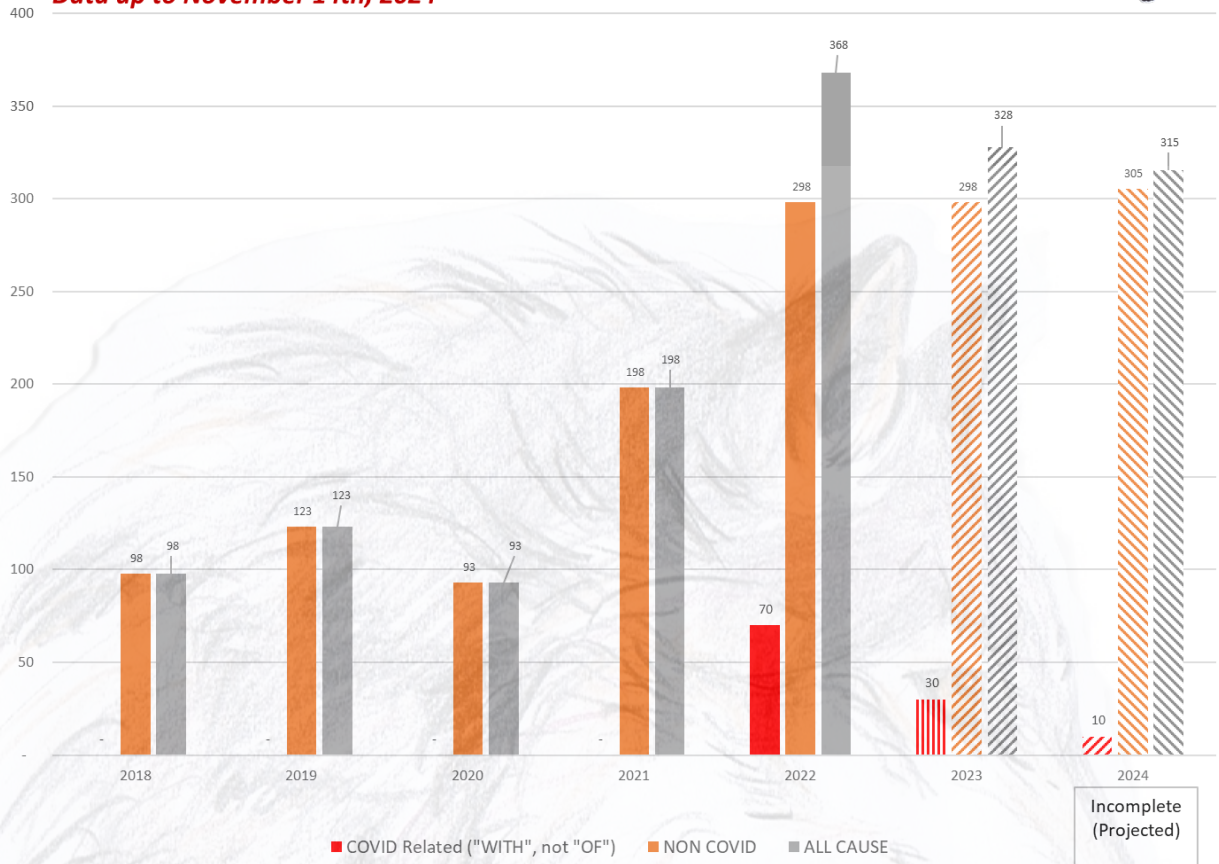
Statistique Canada

### Prince Edward Island Excess Deaths (Over 10 Year Average (2010-2019))

<https://www150.statcan.gc.ca/n1/daily-quotidien/221208/dq221208f-cansim-eng.htm>



**Data up to November 14th, 2024**



Statistics Canada

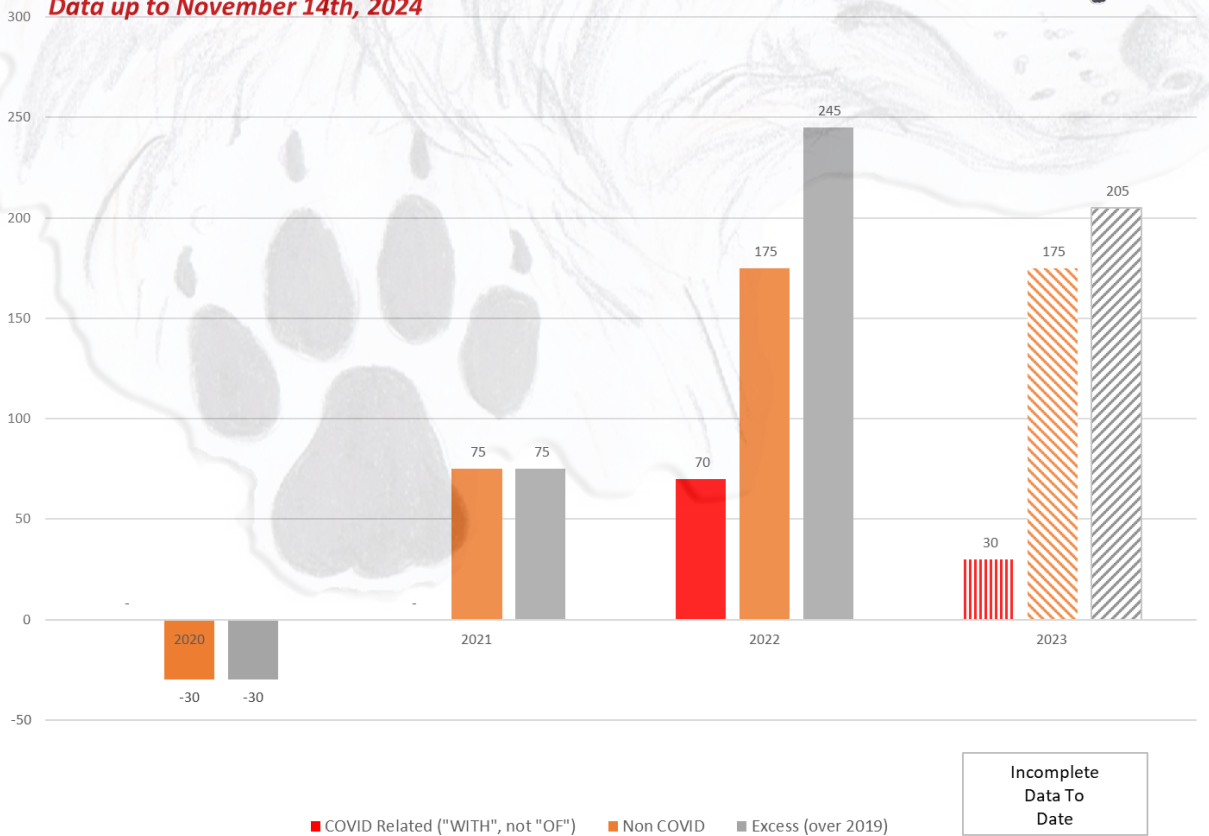
Statistique Canada

### Prince Edward Island Excess Deaths (Over 2019 baseline)

<https://www150.statcan.gc.ca/n1/daily-quotidien/221208/dq221208f-cansim-eng.htm>



**Data up to November 14th, 2024**





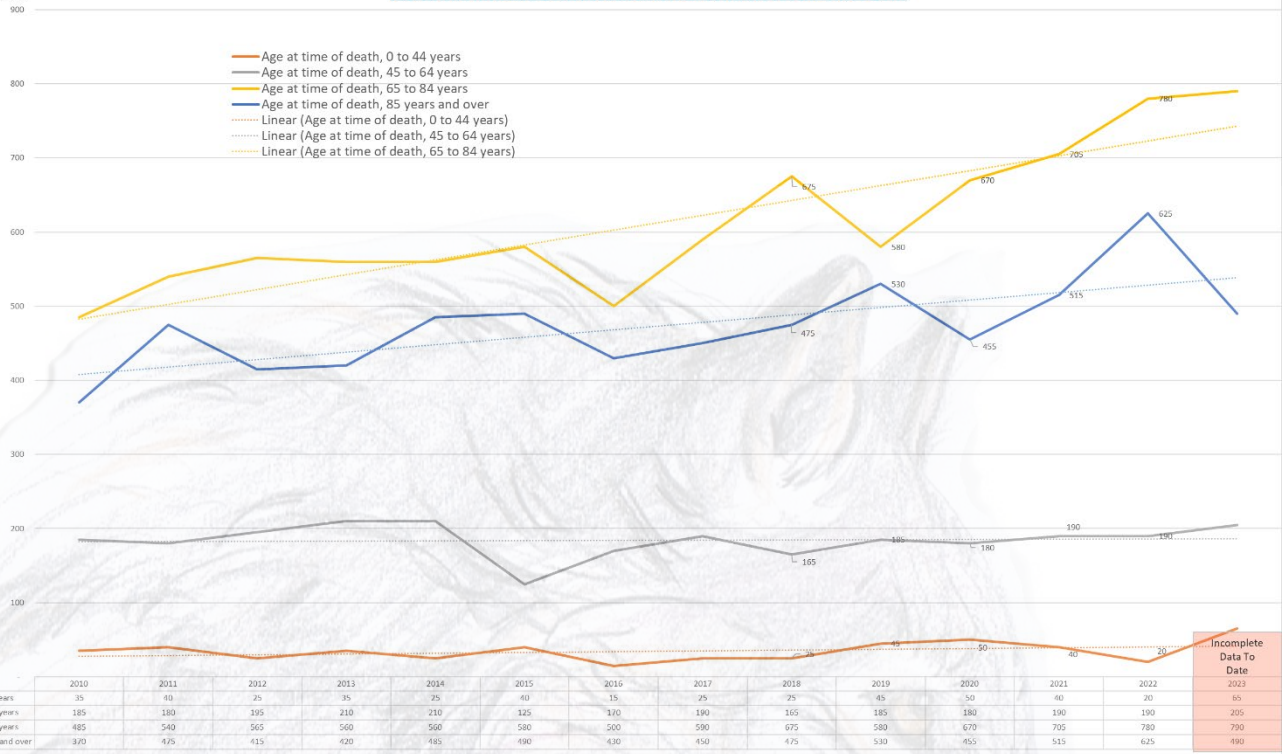
Statistics Canada

Statistique Canada

# Prince Edward Island All Cause Mortality

<https://www150.statcan.gc.ca/n1/daily-quotidien/221208/dq221208f-cansim-eng.htm>

Data up to November 14th, 2024



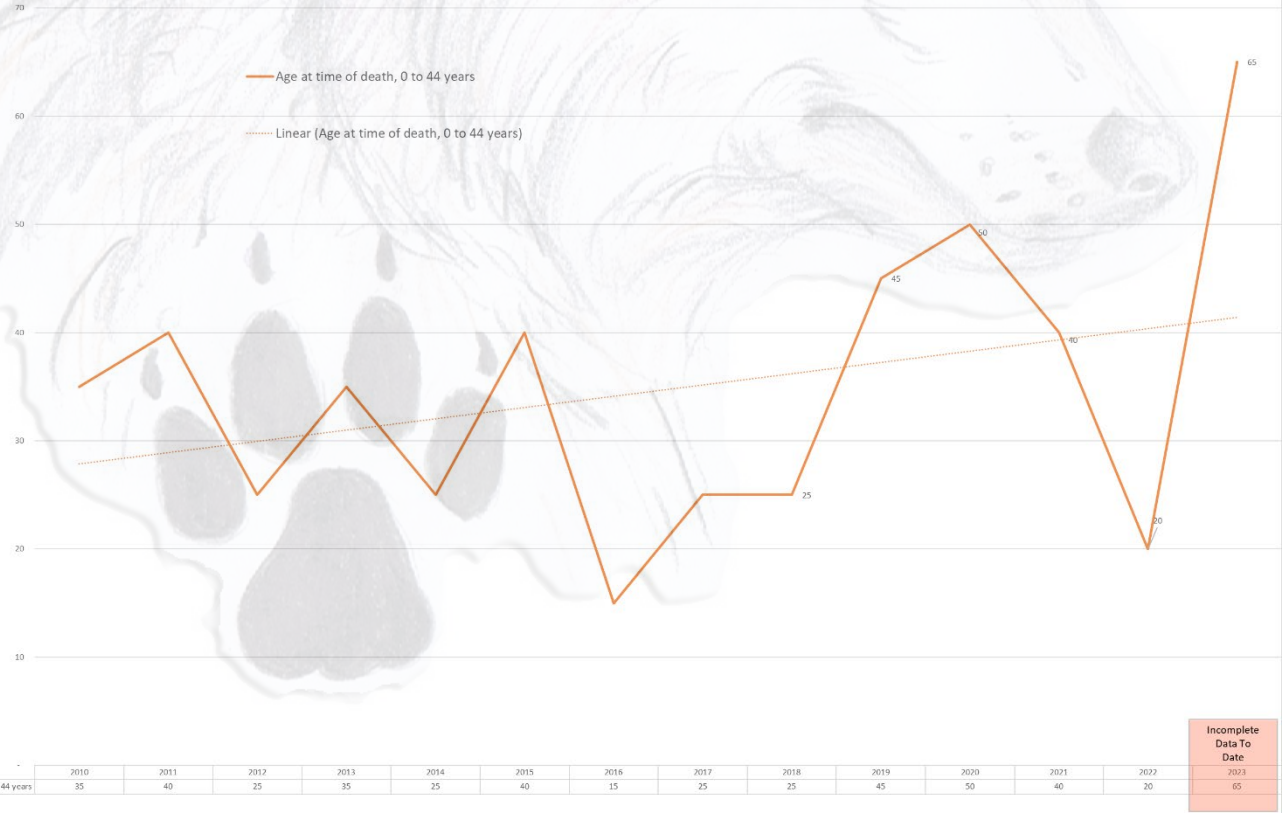
Statistics Canada

Statistique Canada

# Prince Edward Island All Cause Mortality

<https://www150.statcan.gc.ca/n1/daily-quotidien/221208/dq221208f-cansim-eng.htm>

Data up to November 14th, 2024





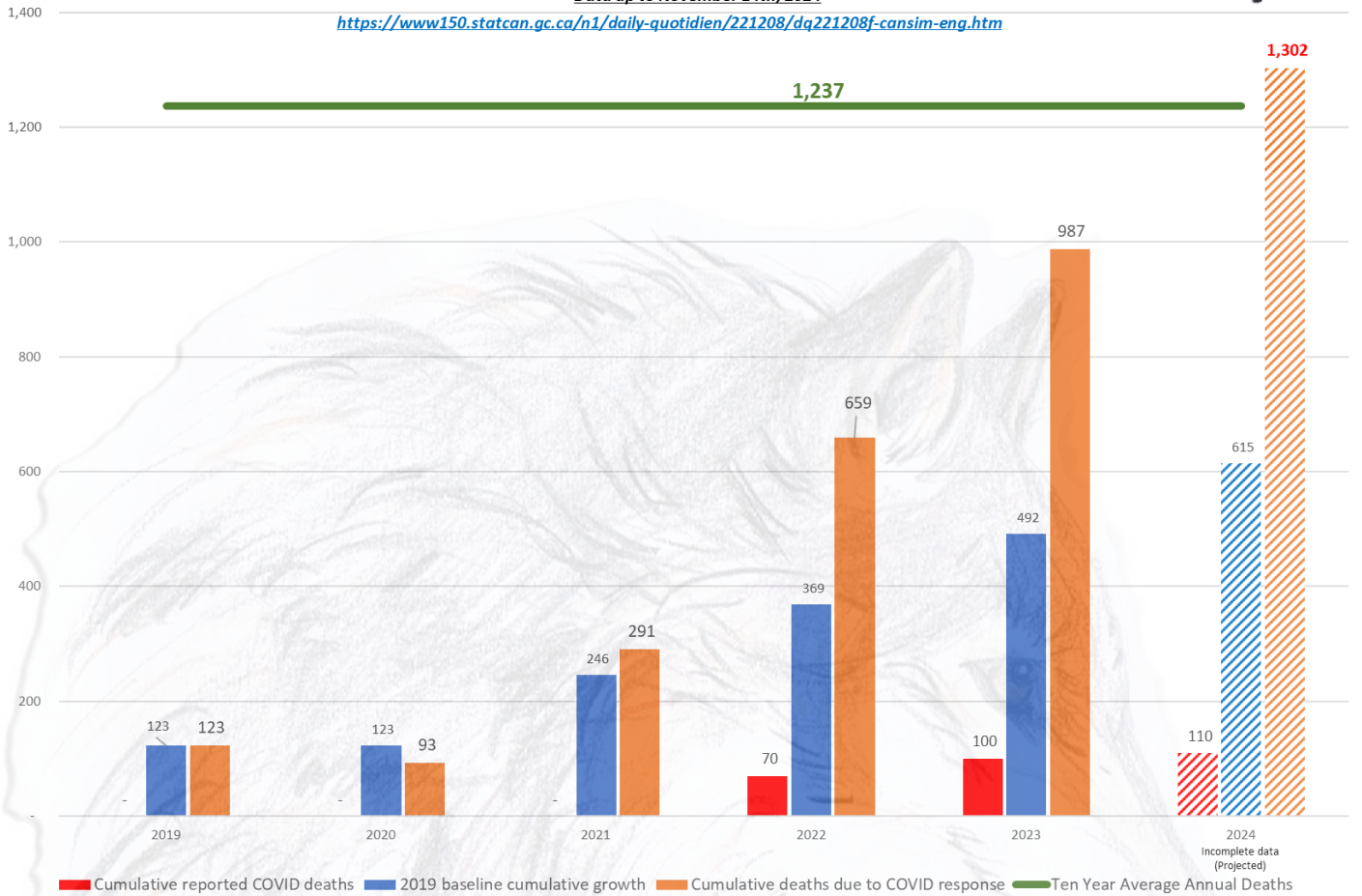


Prince Edward Island Cumulative Excess Deaths (Over 10 Year Annual Average (2010-2019))

Expected (based on 2019 baseline) vs. Actual. Data up to November 14th, 2024



<https://www150.statcan.gc.ca/n1/daily-quotidien/221208/dq221208f-cansim-eng.htm>



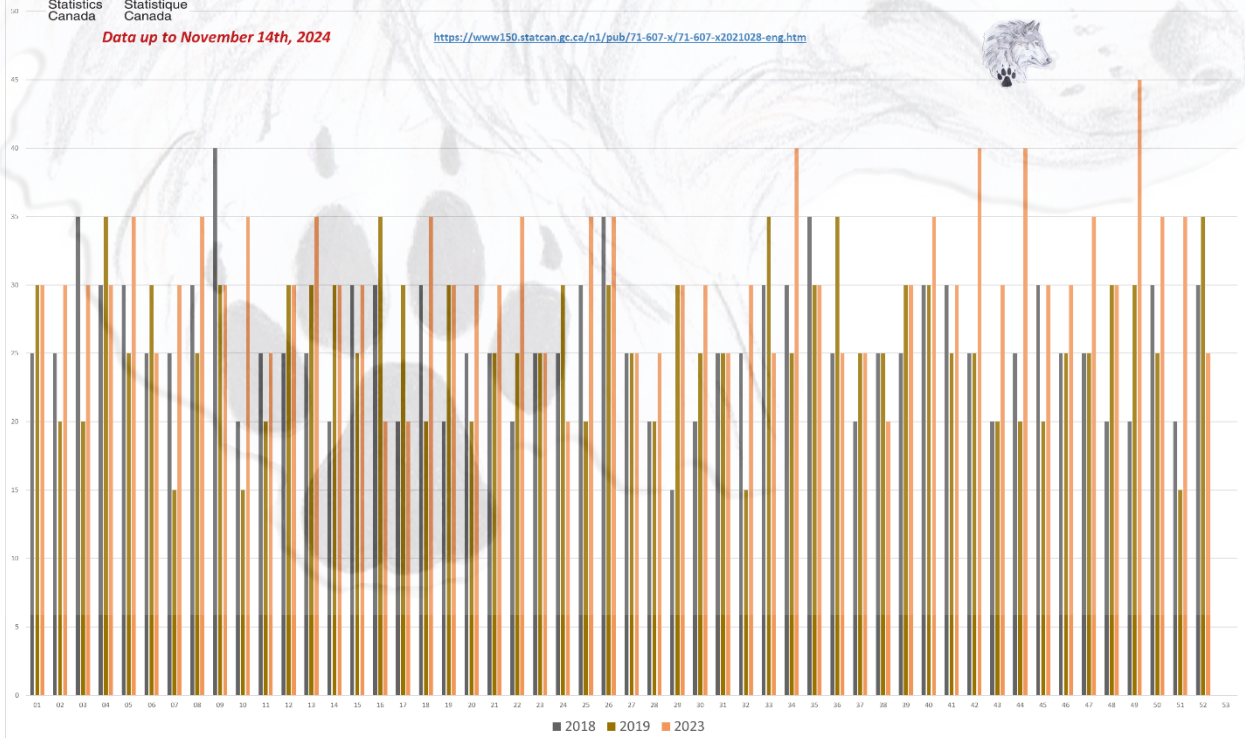
Weekly All Cause Deaths reported in Prince Edward Island - 2018/19 and 2019/20 vs. 2023

(note that 2023 numbers will increase over time due to lagging in reporting)



Data up to November 14th, 2024

<https://www150.statcan.gc.ca/n1/pub/71-607-x/71-607-x2021028-eng.htm>



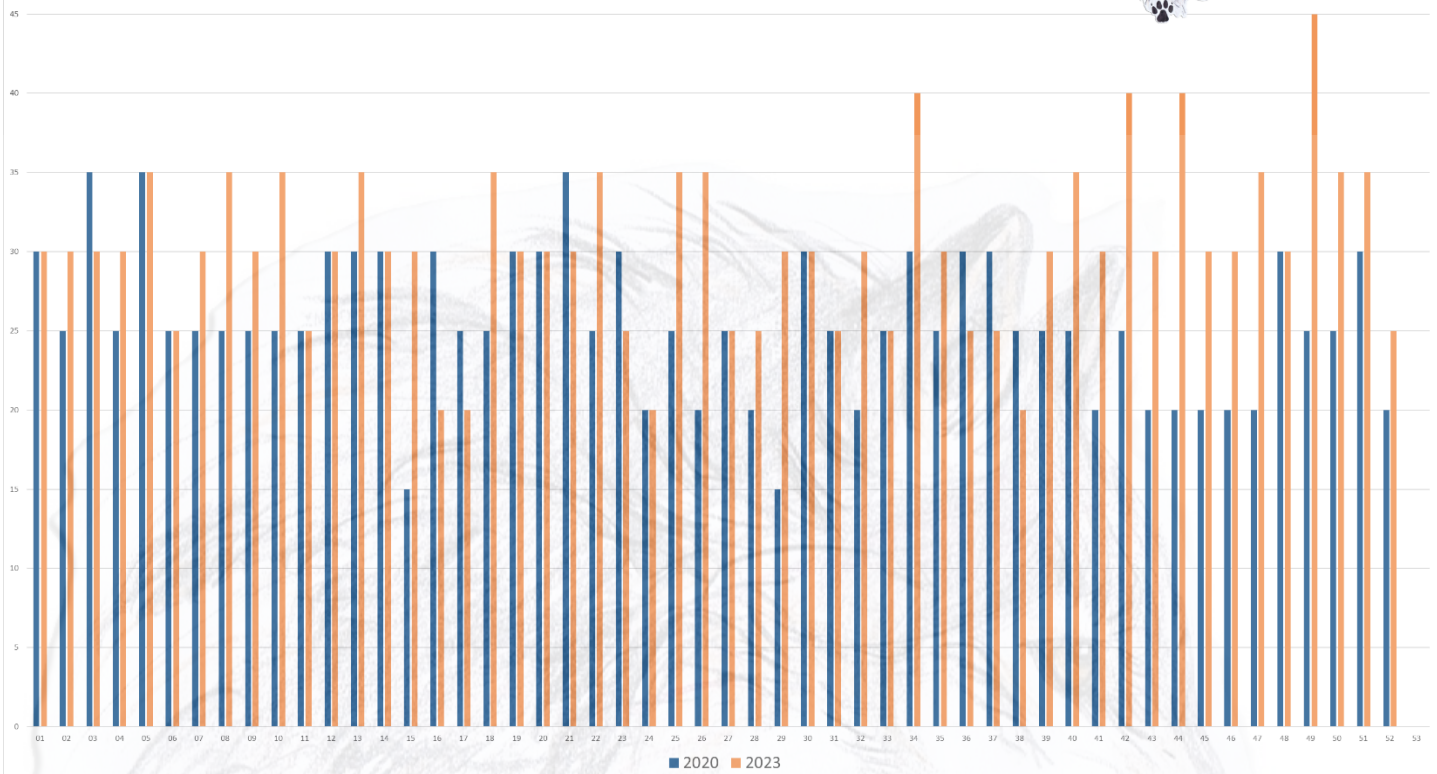


Statistique Canada

Weekly All Cause Deaths reported in Prince Edward Island - 2020 vs. 2023  
(note that 2023 numbers will increase over time due to lagging in reporting)

Data up to November 14th, 2024

<https://www150.statcan.gc.ca/n1/pub/71-607-x/71-607-x2021028-eng.htm>

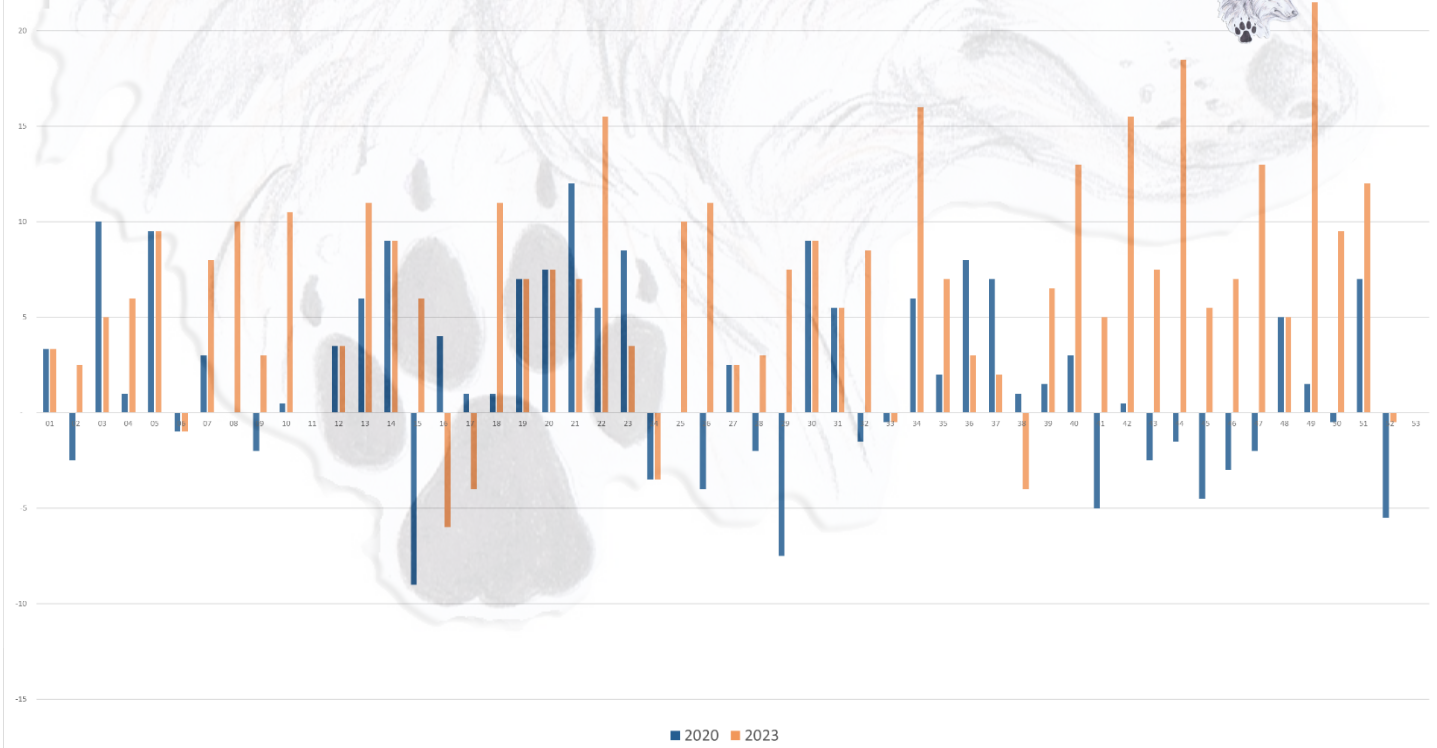


Statistique Canada

Weekly Excess Deaths (over 10 year average) reported in Prince Edward Island - 2020 vs. 2023  
(note that 2023 numbers will increase over time due to lagging in reporting)

Data up to November 14th, 2024

<https://www150.statcan.gc.ca/n1/pub/71-607-x/71-607-x2021028-eng.htm>





# ALL-CAUSE MORTALITY DATA – YUKON

Stats Canada Data as of November 14th, 2024

Why do we no longer see data on 'By Vaccine Status' or 'Co-Morbidities'?

<https://www150.statcan.gc.ca/n1/daily-quotidien/221208/dq221208f-cansim-eng.htm>

Data up to November 14th, 2024

## Yukon

| Week         | 2010  | 2011 | 2012 | 2013 | 2014 | 2015 | 2016 | 2017 | 2018 | 2019 | 2020 | 2021 | 2022 | 2023 | 2024 | Increase |
|--------------|---|------|------|------|------|------|------|------|------|------|------|------|------|------|------|----------|
| 1            |   | 5    | 0    | 0    | 5    | 5    | 5    |      |      |      |      |      |      |      |      |          |
| 2            | 5   | 5    | 0    | 5    | 0    | 5    | 5    |      |      |      |      |      |      |      |      |          |
| 3            | 5   | 5    | 5    | 5    | 0    | 0    | 5    |      |      |      |      |      |      |      |      |          |
| 4            | 5   | 0    | 5    | 0    | 5    | 0    | 5    |      |      |      |      |      |      |      |      |          |
| 5            | 5   | 5    | 0    | 5    | 0    | 0    | 5    |      |      |      |      |      |      |      |      |          |
| 6            | 0   | 0    | 0    | 5    | 0    | 5    | 5    |      |      |      |      |      |      |      |      |          |
| 7            | 0   | 0    | 0    | 5    | 10   | 0    | 5    |      |      |      |      |      |      |      |      |          |
| 8            | 0   | 0    | 5    | 5    | 0    | 5    | 5    |      |      |      |      |      |      |      |      |          |
| 9            | 0   | 0    | 10   | 0    | 10   | 5    | 5    |      |      |      |      |      |      |      |      |          |
| 10           | 0   | 5    | 5    | 5    | 0    | 5    | 5    |      |      |      |      |      |      |      |      |          |
| 11           | 0   | 5    | 0    | 0    | 10   | 5    | 5    |      |      |      |      |      |      |      |      |          |
| 12           | 0   | 0    | 5    | 0    | 5    | 0    | 5    |      |      |      |      |      |      |      |      |          |
| 13           | 0   | 0    | 5    | 5    | 5    | 0    | 5    |      |      |      |      |      |      |      |      |          |
| 14           | 0   | 0    | 5    | 5    | 0    | 5    | 5    |      |      |      |      |      |      |      |      |          |
| 15           | 0   | 5    | 5    | 0    | 5    | 5    | 5    |      |      |      |      |      |      |      |      |          |
| 16           | 5   | 0    | 0    | 5    | 5    | 5    | 5    |      |      |      |      |      |      |      |      |          |
| 17           | 0   | 0    | 5    | 5    | 5    | 0    | 5    |      |      |      |      |      |      |      |      |          |
| 18           | 5   | 5    | 5    | 0    | 5    | 5    | 5    |      |      |      |      |      |      |      |      |          |
| 19           | 5   | 0    | 5    | 10   | 0    | 5    | 5    |      |      |      |      |      |      |      |      |          |
| 20           | 5   | 10   | 5    | 5    | 0    | 5    | 5    |      |      |      |      |      |      |      |      |          |
| 21           | 0   | 5    | 0    | 0    | 0    | 5    | 5    |      |      |      |      |      |      |      |      |          |
| 22           | 0   | 0    | 0    | 0    | 5    | 5    | 5    |      |      |      |      |      |      |      |      |          |
| 23           | 0   | 0    | 5    | 5    | 0    | 5    | 0    |      |      |      |      |      |      |      |      |          |
| 24           | 5   | 0    | 5    | 5    | 5    | 5    | 5    |      |      |      |      |      |      |      |      |          |
| 25           | 5   | 0    | 10   | 5    | 0    | 10   | 5    |      |      |      |      |      |      |      |      |          |
| 26           | 10  | 5    | 0    | 0    | 5    | 5    | 10   |      |      |      |      |      |      |      |      |          |
| 27           | 0   | 10   | 5    | 5    | 0    | 0    | 5    |      |      |      |      |      |      |      |      |          |
| 28           | 5   | 5    | 0    | 5    | 5    | 5    | 5    |      |      |      |      |      |      |      |      |          |
| 29           | 5   | 5    | 0    | 5    | 0    | 5    | 5    |      |      |      |      |      |      |      |      |          |
| 30           | 5   | 0    | 0    | 0    | 5    | 5    | 10   |      |      |      |      |      |      |      |      |          |
| 31           | 5   | 5    | 0    | 0    | 5    | 10   | 10   |      |      |      |      |      |      |      |      |          |
| 32           | 5   | 0    | 5    | 0    | 0    | 5    | 5    |      |      |      |      |      |      |      |      |          |
| 33           | 0   | 0    | 5    | 5    | 5    | 0    | 5    |      |      |      |      |      |      |      |      |          |
| 34           | 5   | 0    | 5    | 5    | 5    | 10   | 10   |      |      |      |      |      |      |      |      |          |
| 35           | 0   | 5    | 5    | 0    | 5    | 5    | 5    |      |      |      |      |      |      |      |      |          |
| 36           | 5   | 0    | 0    | 5    | 5    | 5    | 5    |      |      |      |      |      |      |      |      |          |
| 37           | 5   | 5    | 0    | 5    | 10   | 5    | 10   |      |      |      |      |      |      |      |      |          |
| 38           | 5   | 5    | 0    | 0    | 0    | 10   | 5    |      |      |      |      |      |      |      |      |          |
| 39           | 5   | 5    | 5    | 5    | 0    | 5    | 5    |      |      |      |      |      |      |      |      |          |
| 40           | 5   | 0    | 5    | 5    | 5    | 5    | 5    |      |      |      |      |      |      |      |      |          |
| 41           | 0   | 5    | 10   | 10   | 0    | 5    | 5    |      |      |      |      |      |      |      |      |          |
| 42           | 0   | 5    | 0    | 0    | 5    | 5    | 5    |      |      |      |      |      |      |      |      |          |
| 43           | 5   | 10   | 10   | 5    | 0    | 5    | 5    |      |      |      |      |      |      |      |      |          |
| 44           | 0   | 0    | 0    | 5    | 5    | 5    | 5    |      |      |      |      |      |      |      |      |          |
| 45           | 5   | 5    | 0    | 5    | 0    | 5    | 10   |      |      |      |      |      |      |      |      |          |
| 46           | 5   | 5    | 5    | 5    | 0    | 0    | 5    |      |      |      |      |      |      |      |      |          |
| 47           | 5   | 5    | 5    | 10   | 5    | 10   | 10   |      |      |      |      |      |      |      |      |          |
| 48           | 5   | 5    | 0    | 5    | 5    | 5    | 5    |      |      |      |      |      |      |      |      |          |
| 49           | 5   | 0    | 0    | 5    | 10   | 0    | 5    |      |      |      |      |      |      |      |      |          |
| 50           | 0   | 0    | 5    | 0    | 10   | 5    | 0    |      |      |      |      |      |      |      |      |          |
| 51           | 5   | 5    | 0    | 0    | 0    | 5    | 5    |      |      |      |      |      |      |      |      |          |
| 52           | 5   | 10   | 5    | 5    | 5    | 5    | 5    |      |      |      |      |      |      |      |      |          |
| 53           |   | 5    |      |      |      |      | 10   |      |      |      |      |      |      |      |      |          |
|              |   |      |      |      | 835  |      |      |      |      |      | 1030 |      |      |      |      |          |
| <b>Total</b> | 155   | 165  | 165  | 185  | 180  | 230  | 295  | -    | -    | -    | -    | -    | -    | -    | -    | -        |
|              | <a href="https://www150.statcan.gc.ca/n1/daily-quotidien/221208/dq221208f-cansim-eng.htm">https://www150.statcan.gc.ca/n1/daily-quotidien/221208/dq221208f-cansim-eng.htm</a> |      |      |      |      |      |      |      |      |      |      |      |      |      |      |          |
| First 53 W   | 30  | 165  | 165  | 185  | 180  | 230  | 295  | -    | -    | -    | -    | -    | -    | -    | -    | -        |

Source:

*Stats Canada Source: Retrieved November 14th, 2024*

**Not Referenced in Stats Canada report.**

| Table    | Locations    | Rows             | Start Date | End Date | ICD-10 | Ill Defined | Link  |
|----------|--------------|------------------|------------|----------|--------|-------------|---|
| 13100768 | Provinces    | 160,860          | 2010       | 2024     | NO     |             | <a href="https://www150.statcan.gc.ca/t1/tbl1/en/tv.action?pid=1310076801">https://www150.statcan.gc.ca/t1/tbl1/en/tv.action?pid=1310076801</a> |
| 13100783 | Provinces    | 489,734          | 2010       | 2024     | NO     |             | <a href="https://www150.statcan.gc.ca/t1/tbl1/en/tv.action?pid=1310078301">https://www150.statcan.gc.ca/t1/tbl1/en/tv.action?pid=1310078301</a> |
| 13100784 | Provinces    | 24,696           | 2020       | 2023     | NO     |             | <a href="https://www150.statcan.gc.ca/t1/tbl1/en/tv.action?pid=1310078401">https://www150.statcan.gc.ca/t1/tbl1/en/tv.action?pid=1310078401</a> |
| 13100792 | Provinces    | 370,440          | 2020       | 2023     | NO     |             | <a href="https://www150.statcan.gc.ca/t1/tbl1/en/tv.action?pid=1310079201">https://www150.statcan.gc.ca/t1/tbl1/en/tv.action?pid=1310079201</a> |
| 13100810 | Provinces    | 193,032          | 2010       | 2024     | YES    | YES         | <a href="https://www150.statcan.gc.ca/t1/tbl1/en/tv.action?pid=1310081001">https://www150.statcan.gc.ca/t1/tbl1/en/tv.action?pid=1310081001</a> |
|          | <b>Total</b> | <b>1,238,762</b> |            |          |        |             |   |

*For more information see:*

*November 27<sup>th</sup>, 2023, Stats Canada Life Expectancy Report*

<https://www150.statcan.gc.ca/n1/en/daily-quotidien/231127/dq231127b-eng.pdf>

**Review**

<https://dksdata.com/Articles/COVArticles/Nov27report.pdf>

<https://dksdata.com/COVArticles?9>

*Detailed Alberta Data*

<https://dksdata.com/AlbertaDead>

*Excess Deaths*

<https://dksdata.com/ExcessDeaths>



| Table    | Locations    | Rows              | Start Date | End Date | ICD-10 | Ill Defined | Link  |
|----------|--------------|-------------------|------------|----------|--------|-------------|---|
| 13100140 | Canada       | 1,228,770         | 1980       | 2022     |        | Life Expt.  | <a href="https://www150.statcan.gc.ca/t1/tbl1/en/tv.action?pid=1310011401">https://www150.statcan.gc.ca/t1/tbl1/en/tv.action?pid=1310011401</a> |
| 13100141 | Canada       | 549,912           | 2000       | 2022     | 431    | NO          | <a href="https://www150.statcan.gc.ca/t1/tbl1/en/tv.action?pid=1310014101">https://www150.statcan.gc.ca/t1/tbl1/en/tv.action?pid=1310014101</a> |
| 13100142 | Canada       | 938,014           | 2000       | 2022     | 719    | NO          | <a href="https://www150.statcan.gc.ca/t1/tbl1/en/tv.action?pid=1310014201">https://www150.statcan.gc.ca/t1/tbl1/en/tv.action?pid=1310014201</a> |
| 13100143 | Canada       | 258,720           | 2000       | 2022     | 198    | NO          | <a href="https://www150.statcan.gc.ca/t1/tbl1/en/tv.action?pid=1310014301">https://www150.statcan.gc.ca/t1/tbl1/en/tv.action?pid=1310014301</a> |
| 13100144 | Canada       | 381,282           | 2000       | 2022     | 280    | NO          | <a href="https://www150.statcan.gc.ca/t1/tbl1/en/tv.action?pid=1310014401">https://www150.statcan.gc.ca/t1/tbl1/en/tv.action?pid=1310014401</a> |
| 13100145 | Canada       | 357,456           | 2000       | 2022     | 263    | NO          | <a href="https://www150.statcan.gc.ca/t1/tbl1/en/tv.action?pid=1310014501">https://www150.statcan.gc.ca/t1/tbl1/en/tv.action?pid=1310014501</a> |
| 13100146 | Canada       | 56,496            | 2000       | 2022     | 57     | NO          | <a href="https://www150.statcan.gc.ca/t1/tbl1/en/tv.action?pid=1310014601">https://www150.statcan.gc.ca/t1/tbl1/en/tv.action?pid=1310014601</a> |
| 13100147 | Canada       | 540,012           | 2000       | 2022     | 173    | NO          | <a href="https://www150.statcan.gc.ca/t1/tbl1/en/tv.action?pid=1310014701">https://www150.statcan.gc.ca/t1/tbl1/en/tv.action?pid=1310014701</a> |
| 13100148 | Canada       | 502,128           | 2000       | 2022     | 371    | NO          | <a href="https://www150.statcan.gc.ca/t1/tbl1/en/tv.action?pid=1310014801">https://www150.statcan.gc.ca/t1/tbl1/en/tv.action?pid=1310014801</a> |
| 13100149 | Canada       | 171,534           | 2000       | 2022     | 139    | NO          | <a href="https://www150.statcan.gc.ca/t1/tbl1/en/tv.action?pid=1310014901">https://www150.statcan.gc.ca/t1/tbl1/en/tv.action?pid=1310014901</a> |
| 13100150 | Canada       | 391,182           | 2000       | 2022     | 297    | NO          | <a href="https://www150.statcan.gc.ca/t1/tbl1/en/tv.action?pid=1310015001">https://www150.statcan.gc.ca/t1/tbl1/en/tv.action?pid=1310015001</a> |
| 13100151 | Canada       | 286,594           | 2000       | 2022     | 254    | NO          | <a href="https://www150.statcan.gc.ca/t1/tbl1/en/tv.action?pid=1310015101">https://www150.statcan.gc.ca/t1/tbl1/en/tv.action?pid=1310015101</a> |
| 13100152 | Canada       | 97,856            | 2000       | 2022     | 132    | NO          | <a href="https://www150.statcan.gc.ca/t1/tbl1/en/tv.action?pid=1310015201">https://www150.statcan.gc.ca/t1/tbl1/en/tv.action?pid=1310015201</a> |
| 13100153 | Canada       | 349,272           | 2000       | 2022     | 256    | NO          | <a href="https://www150.statcan.gc.ca/t1/tbl1/en/tv.action?pid=1310015301">https://www150.statcan.gc.ca/t1/tbl1/en/tv.action?pid=1310015301</a> |
| 13100154 | Canada       | 545,402           | 2000       | 2022     | 417    | NO          | <a href="https://www150.statcan.gc.ca/t1/tbl1/en/tv.action?pid=1310015401">https://www150.statcan.gc.ca/t1/tbl1/en/tv.action?pid=1310015401</a> |
| 13100155 | Canada       | 189,948           | 2000       | 2022     | 148    | YES         | <a href="https://www150.statcan.gc.ca/t1/tbl1/en/tv.action?pid=1310015501">https://www150.statcan.gc.ca/t1/tbl1/en/tv.action?pid=1310015501</a> |
| 13100156 | Canada       | 1,145,232         | 2000       | 2022     | 846    | NO          | <a href="https://www150.statcan.gc.ca/t1/tbl1/en/tv.action?pid=1310015601">https://www150.statcan.gc.ca/t1/tbl1/en/tv.action?pid=1310015601</a> |
| 13100391 | Canada       | 8,910             | 2003       | 2022     | 12     | NO          | <a href="https://www150.statcan.gc.ca/t1/tbl1/en/tv.action?pid=1310039101">https://www150.statcan.gc.ca/t1/tbl1/en/tv.action?pid=1310039101</a> |
| 13100392 | Canada       | 408,540           | 2000       | 2022     | 142    | NO          | <a href="https://www150.statcan.gc.ca/t1/tbl1/en/tv.action?pid=1310039201">https://www150.statcan.gc.ca/t1/tbl1/en/tv.action?pid=1310039201</a> |
| 13100394 | Canada       | 407,334           | 2000       | 2022     | 53     | NO          | <a href="https://www150.statcan.gc.ca/t1/tbl1/en/tv.action?pid=1310039401">https://www150.statcan.gc.ca/t1/tbl1/en/tv.action?pid=1310039401</a> |
| 13100395 | Canada       | 20,046            | 2000       | 2022     | 73     | NO          | <a href="https://www150.statcan.gc.ca/t1/tbl1/en/tv.action?pid=1310039501">https://www150.statcan.gc.ca/t1/tbl1/en/tv.action?pid=1310039501</a> |
| 13100707 | Provinces    | 8,680             | 1991       | 2022     |        |             | <a href="https://www150.statcan.gc.ca/t1/tbl1/en/tv.action?pid=1310070701">https://www150.statcan.gc.ca/t1/tbl1/en/tv.action?pid=1310070701</a> |
| 13100708 | Provinces    | 12,402            | 1991       | 2022     |        |             | <a href="https://www150.statcan.gc.ca/t1/tbl1/en/tv.action?pid=1310070801">https://www150.statcan.gc.ca/t1/tbl1/en/tv.action?pid=1310070801</a> |
| 13100709 | Provinces    | 157,080           | 1991       | 2022     |        |             | <a href="https://www150.statcan.gc.ca/t1/tbl1/en/tv.action?pid=1310070901">https://www150.statcan.gc.ca/t1/tbl1/en/tv.action?pid=1310070901</a> |
| 13100710 | Provinces    | 58,851            | 1991       | 2022     |        |             | <a href="https://www150.statcan.gc.ca/t1/tbl1/en/tv.action?pid=1310071001">https://www150.statcan.gc.ca/t1/tbl1/en/tv.action?pid=1310071001</a> |
| 13100711 | Provinces    | 80,136            | 1991       | 2022     |        |             | <a href="https://www150.statcan.gc.ca/t1/tbl1/en/tv.action?pid=1310071101">https://www150.statcan.gc.ca/t1/tbl1/en/tv.action?pid=1310071101</a> |
| 13100712 | Canada       | 4,608             | 1991       | 2022     |        |             | <a href="https://www150.statcan.gc.ca/t1/tbl1/en/tv.action?pid=1310071201">https://www150.statcan.gc.ca/t1/tbl1/en/tv.action?pid=1310071201</a> |
| 13100713 | Provinces    | 8,559             | 1991       | 2022     |        |             | <a href="https://www150.statcan.gc.ca/t1/tbl1/en/tv.action?pid=1310071301">https://www150.statcan.gc.ca/t1/tbl1/en/tv.action?pid=1310071301</a> |
| 13100714 | Provinces    | 1,908             | 1991       | 2022     |        |             | <a href="https://www150.statcan.gc.ca/t1/tbl1/en/tv.action?pid=1310071401">https://www150.statcan.gc.ca/t1/tbl1/en/tv.action?pid=1310071401</a> |
| 13100715 | Provinces    | 3,816             | 1991       | 2022     |        |             | <a href="https://www150.statcan.gc.ca/t1/tbl1/en/tv.action?pid=1310071501">https://www150.statcan.gc.ca/t1/tbl1/en/tv.action?pid=1310071501</a> |
| 13100716 | Provinces    | 3,824             | 1991       | 2022     |        | Autopsies   | <a href="https://www150.statcan.gc.ca/t1/tbl1/en/tv.action?pid=1310071601">https://www150.statcan.gc.ca/t1/tbl1/en/tv.action?pid=1310071601</a> |
| 13100756 | Canada       | 1,311             | 2000       | 2022     | 29     | NO          | <a href="https://www150.statcan.gc.ca/t1/tbl1/en/tv.action?pid=1310075601">https://www150.statcan.gc.ca/t1/tbl1/en/tv.action?pid=1310075601</a> |
| 13100776 | Canada       | 209,418           | 2000       | 2022     | 152    | NO          | <a href="https://www150.statcan.gc.ca/t1/tbl1/en/tv.action?pid=1310077601">https://www150.statcan.gc.ca/t1/tbl1/en/tv.action?pid=1310077601</a> |
| 13100780 | Canada       | 38,148            | 2000       | 2022     | 34     | NO          | <a href="https://www150.statcan.gc.ca/t1/tbl1/en/tv.action?pid=1310078001">https://www150.statcan.gc.ca/t1/tbl1/en/tv.action?pid=1310078001</a> |
| 13100782 | Canada       | 311,520           | 2000       | 2022     | 221    | NO          | <a href="https://www150.statcan.gc.ca/t1/tbl1/en/tv.action?pid=1310078201">https://www150.statcan.gc.ca/t1/tbl1/en/tv.action?pid=1310078201</a> |
| 13100800 | Provinces    | 417,825           | 2000       | 2022     | 142    | NO          | <a href="https://www150.statcan.gc.ca/t1/tbl1/en/tv.action?pid=1310080001">https://www150.statcan.gc.ca/t1/tbl1/en/tv.action?pid=1310080001</a> |
| 13100801 | Provinces    | 196,644           | 2000       | 2022     | 53     | NO          | <a href="https://www150.statcan.gc.ca/t1/tbl1/en/tv.action?pid=1310080101">https://www150.statcan.gc.ca/t1/tbl1/en/tv.action?pid=1310080101</a> |
| 13100837 | Provinces    | 1,288,710         | 1980       | 2022     |        |             | <a href="https://www150.statcan.gc.ca/t1/tbl1/en/tv.action?pid=1310083701">https://www150.statcan.gc.ca/t1/tbl1/en/tv.action?pid=1310083701</a> |
|          | <b>Total</b> | <b>11,638,080</b> |            |          |        |             |   |