

**Alberta Adverse Events Following Vaccination (AEFI) reported as of November 24<sup>th</sup>, 2021.**

<https://www.alberta.ca/stats/covid-19-alberta-statistics.htm#vaccinations>

- **2,024** adverse events following immunization (AEFI) have been reported to Alberta Health. This represents **1,977** people, and **2,105** symptoms.
  - **1,292** related to Pfizer
  - **522** related to Moderna
  - **209** related to AstraZeneca
- There have been **4,715** vaccine refusals and **3,787** contraindications to receiving the vaccine

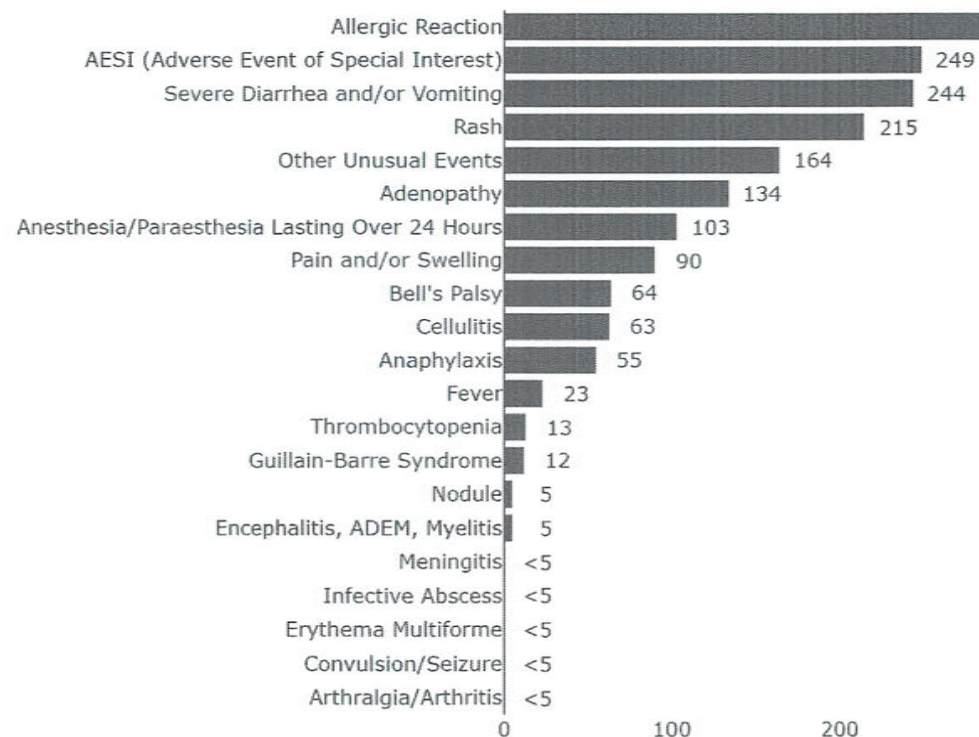


Figure 1: Total AEFI reports received, by bi-annual calendar year (serious and non-serious) for 2018 compared to the average of the previous four years.




Figure 1 - Text Description

Figure 1: Total AEFI reports received, by bi-annual calendar year (serious and non-serious) for 2018 compared to the average of the previous 4 years.

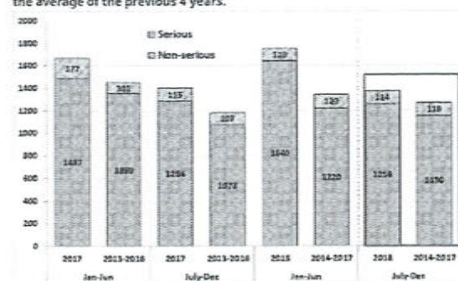


Figure 1 - Text description

Number of events

Number of adverse events following immunization (AEFI) by condition reported in Alberta

## US Adverse Events Following Vaccination (AEFI) reported as of November 12<sup>th</sup>, 2021.

In the US 194,747,839 people are fully vaccinated and 225,606,197 have had at least one dose.

<https://usafacts.org/visualizations/covid-vaccine-tracker-states/>

Remember these numbers below are considered 1% of the actual numbers.

### VAERS (US) REPORTS 1% of all deaths and injuries.

<https://thevaccinereaction.org/2020/01/only-one-percent-of-vaccine-reactions-reported-to-vaers/>

<https://digital.ahrq.gov/sites/default/files/docs/publication/r18hs017045-lazarus-final-report-2011.pdf>

### VAERS (US)

<https://vaers.hhs.gov/data/datasets.html>

### Adverse effects 894,145 = 1 in 10,330 fully vaccinated people.

<https://medalerts.org/vaersdb/findfield.php?TABLE=ON&GROUP1=CAT&EVENTS=ON&VAX=COVID19>

### Deaths 18,853 = 1 in 9,681 people fully vaccinated people.

<https://www.medalerts.org/vaersdb/findfield.php?EVENTS=ON&VAX=COVID19&VAXTYPES=COVID-19&DIED=Yes>

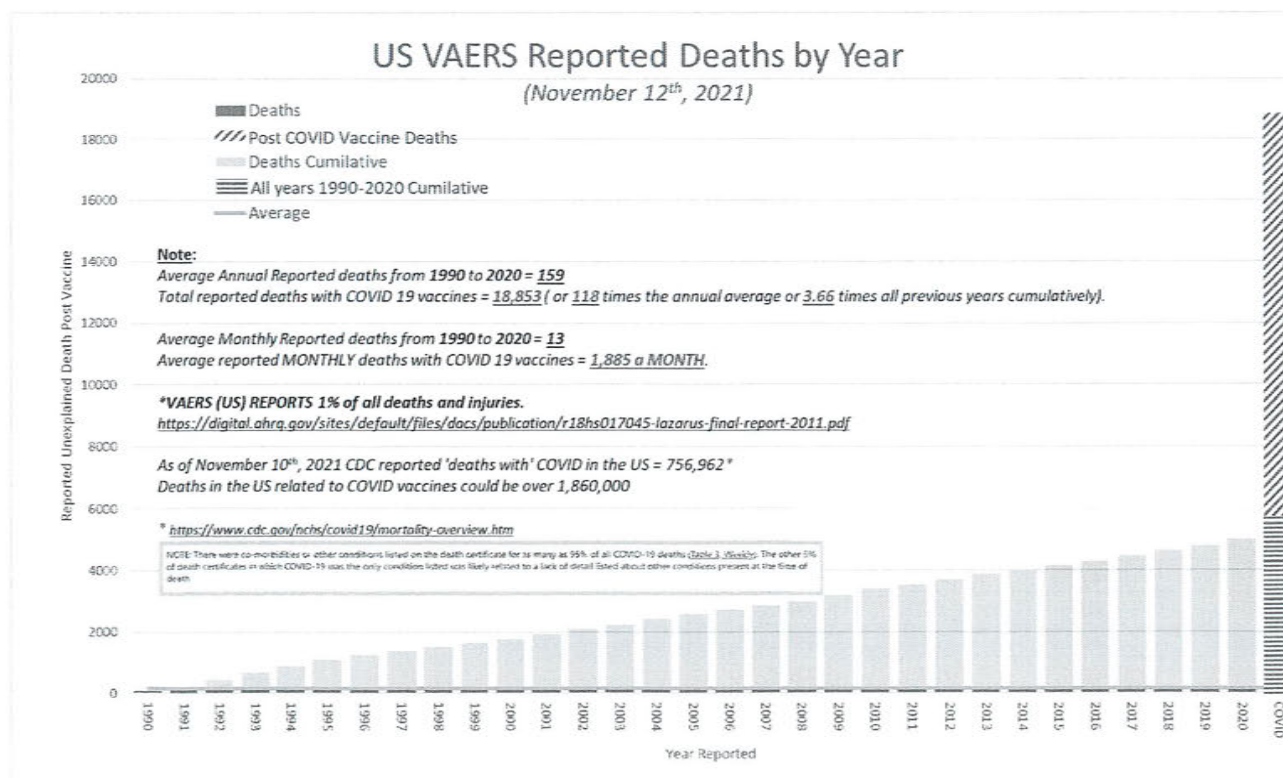
Average Reported deaths from  
1990 to 2020 = 159

Total reported deaths (2020/2021)  
with COVID 19 vaccines = 18,461

118 times the annual average

3.66 times ALL previous years cumulatively.

Year	Reported Deaths	Deaths Cumulative	Average
1990	76	76	159
1991	160	236	159
1992	218	454	159
1993	219	673	159
1994	223	892	159
1995	140	1,115	159
1996	123	1,255	159
1997	133	1,378	159
1998	132	1,511	159
1999	144	1,643	159
2000	141	1,787	159
2001	174	1,928	159
2002	135	2,102	159
2003	199	2,237	159
2004	162	2,436	159
2005	131	2,598	159
2006	123	2,729	159
2007	162	2,852	159
2008	182	3,014	159
2009	191	3,196	159
2010	161	3,387	159
2011	173	3,548	159
2012	166	3,721	159
2013	129	3,887	159
2014	131	4,016	159
2015	150	4,147	159
2016	178	4,297	159
2017	165	4,475	159
2018	165	4,640	159
2019	183	4,805	159
2020	166	4,988	159
COVID	18,853	5,154	159



### **UK Adverse Events Following Vaccination (AEFI) reported as of November 10<sup>th</sup>, 2021.**

In the UK 45,942,003 people are fully vaccinated and 50,455,318 have had at least one dose. 11,452,654 had a third dose (which was up to 14,266,368 for the third dose by November 18<sup>th</sup>). <https://coronavirus.data.gov.uk/details/vaccinations>

### **UK Normal years AEFI reactions for comparison.**

<https://vk.ovg.ox.ac.uk/vk/vaccine-side-effects>

In the UK between 1997 and 2003 there were a total of **130 reports of anaphylaxis** following ALL immunisations. Around 117 million doses of vaccines were given in the UK during this period. This means that the overall rate of anaphylaxis is around 1 in 900,000.”

### **Anaphylaxis. In COVID Vaccines alone in the UK – November 10<sup>th</sup>, 2021**

<https://www.gov.uk/government/publications/coronavirus-covid-19-vaccine-adverse-reactions/coronavirus-vaccine-summary-of-yellow-card-reporting>

#### ***“Anaphylaxis (Severe allergic reactions)***

*The MHRA continues to monitor reports of severe allergic reactions with the COVID-19 Pfizer/BioNTech Vaccine and has received **540** UK spontaneous adverse reactions associated with anaphylaxis or anaphylactoid reactions. Severe allergic reactions to the COVID-19 Pfizer/BioNTech Vaccine remain very rare. The MHRA’s guidance remains that those with a previous history of allergic reactions to the ingredients of the vaccine should not receive it.*

*The MHRA is closely monitoring reports of anaphylaxis with the COVID-19 Vaccine Moderna and has received **41** reports of anaphylaxis in association with the vaccine. Anaphylaxis is a potential side effect of the vaccine, and it is recommended that those with known hypersensitivity to the ingredients of the vaccine should not receive it.*

*The MHRA also closely monitors reports of anaphylaxis or anaphylactoid reactions with the COVID-19 Vaccine AstraZeneca and has received **843** UK spontaneous adverse reactions associated with anaphylaxis or anaphylactoid reactions reported and such reports are very rare. The product information reflects the fact that reports of anaphylaxis have been received for the COVID-19 Vaccine AstraZeneca.”*

Reported **1,424** cases of Anaphylaxis in **TEN MONTHS** for three vaccines vs. **130** cases of Anaphylaxis in **SIX YEARS** for ALL vaccines.

#### **Thrombo-embolic events with concurrent low platelets**

*“Up to 10 November 2021, the MHRA had received Yellow Card reports of **425** cases of major thromboembolic events (blood clots) with concurrent thrombocytopenia (low platelet counts) in the UK following vaccination with COVID-19 Vaccine AstraZeneca. Forty-six of the **425** reports have been reported after a second dose. Of the **425** reports, **215** occurred in females, and 206 occurred in males aged from 18 to 93 years. The overall case fatality rate was 17% with **73** deaths, six of which occurred after the second dose.”*

### UK Adverse Events Following Vaccination (AEFI) reported as of November 10<sup>th</sup>, 2021.

In the UK 45,942,003 people are fully vaccinated and 50,455,318 have had at least one dose. 11,452,654 had a third dose (which was up to 14,266,368 for the third dose by November 18<sup>th</sup>). <https://coronavirus.data.gov.uk/details/vaccinations>

#### Pfizer

[https://assets.publishing.service.gov.uk/government/uploads/system/uploads/attachment\\_data/file/977005/COVID-19 mRNA Pfizer- BioNTech Vaccine Analysis Print.pdf](https://assets.publishing.service.gov.uk/government/uploads/system/uploads/attachment_data/file/977005/COVID-19_mRNA_Pfizer-BioNTech_Vaccine_Analysis_Print.pdf)

611 reported deaths out of 370,739 adverse reactions reported.

#### AstraZeneca

[https://assets.publishing.service.gov.uk/government/uploads/system/uploads/attachment\\_data/file/977006/COVID-19 vaccine AstraZeneca analysis print.pdf](https://assets.publishing.service.gov.uk/government/uploads/system/uploads/attachment_data/file/977006/COVID-19_vaccine_AstraZeneca_analysis_print.pdf)

1,122 reported deaths out of 840,295 adverse reactions reported.

#### Moderna

[https://assets.publishing.service.gov.uk/government/uploads/system/uploads/attachment\\_data/file/1013605/COVID-19 Moderna Vaccine Analysis Print 18.08.2021.pdf](https://assets.publishing.service.gov.uk/government/uploads/system/uploads/attachment_data/file/1013605/COVID-19_Moderna_Vaccine_Analysis_Print_18.08.2021.pdf)

19 (down from a total of 20 three weeks before!) reported deaths out of 56,310 adverse reactions reported.

#### 'Other' Covid Vaccine

[https://assets.publishing.service.gov.uk/government/uploads/system/uploads/attachment\\_data/file/977007/COVID-19 vaccine brand unspecified analysis print.pdf](https://assets.publishing.service.gov.uk/government/uploads/system/uploads/attachment_data/file/977007/COVID-19_vaccine_brand_unspecified_analysis_print.pdf)

32 reported deaths out of 3,665 adverse reactions reported.

In the UK, as of November 10<sup>th</sup>, 2021, there had been 1,784 deaths reported post vaccination and 1,271,009 adverse reactions.

*In the UK between 1997 and 2003 there were a total of 130 reports of anaphylaxis following ALL immunisations.*

*COVID vaccinations as of November 10<sup>th</sup>, 2021 - Reported cases of Anaphylaxis in the UK. 1,424.*

*Risk on Anaphalaxis rate 1997-2003 for ALL Vaccines = 1 in 900,000. COVID 19 Rate = 1 in 67,695.*

ONS UK	Reactions	Deaths	Months	Per month Reactions	Per month Deaths	Full Covid	Deaths per 100,000
AZ	840,295	1,122	10	84,030	112		
Pfizer	370,739	611	10	37,074	61		
Moderna	56,310	19	10	5,631	2		
Other	3,665	32	10	367	3		
<b>Total</b>	<b>1,271,009</b>	<b>1,784</b>	<b>10</b>	<b>127,101</b>	<b>178</b>	<b>45,942,003</b>	<b>3.883</b>

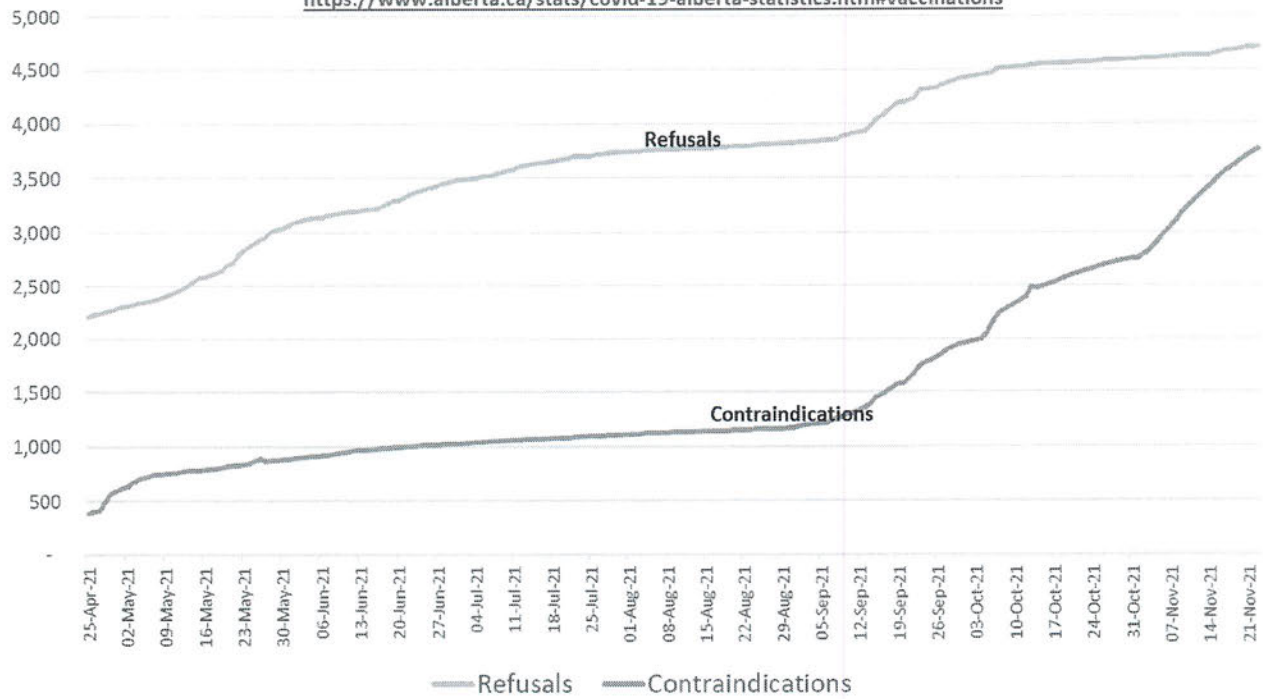
ONS UK	Reactions	Deaths	Months	Per month Reactions	Per month Deaths	First Dose	Deaths per 100,000
AZ	840,295	1,122	10	84,030	112		
Pfizer	370,739	611	10	37,074	61		
Moderna	56,310	19	10	5,631	2		
Other	3,665	32	10	367	3		
<b>Total</b>	<b>1,271,009</b>	<b>1,784</b>	<b>10</b>	<b>127,101</b>	<b>178</b>	<b>50,455,318</b>	<b>3.536</b>

<https://www.gov.uk/government/publications/coronavirus-covid-19-vaccine-adverse-reactions/coronavirus-vaccine-summary-of-yellow-card-reporting>

<https://coronavirus.data.gov.uk/details/vaccinations> \* (as of September 29th, 2021)

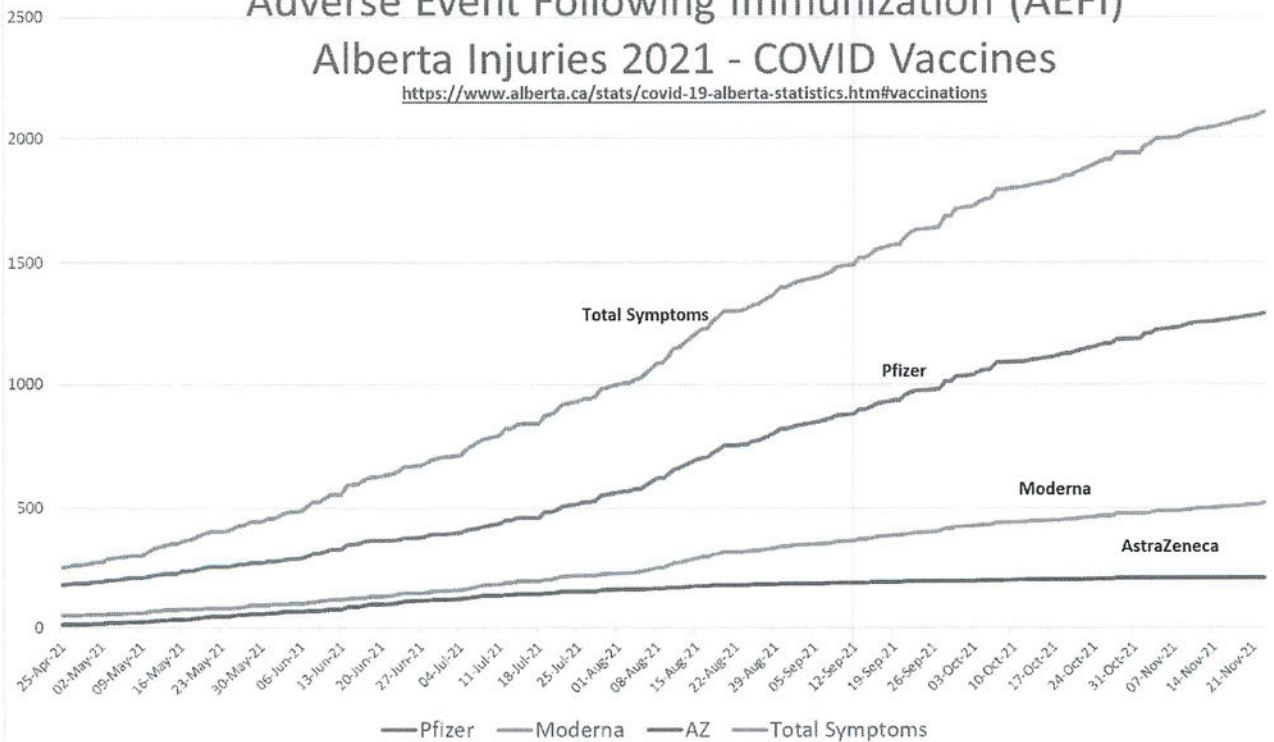
## Adverse Event Following Immunization (AEFI) Alberta Refusals and Contraindications

<https://www.alberta.ca/stats/covid-19-alberta-statistics.htm#vaccinations>



## Adverse Event Following Immunization (AEFI) Alberta Injuries 2021 - COVID Vaccines

<https://www.alberta.ca/stats/covid-19-alberta-statistics.htm#vaccinations>



**Wednesday Nov 03, 2021**

Age group	Population	% of population			% of population fully vaccinated	3 doses	Total administered
		At least 1 dose	with at least 1 dose	2 doses			
00-04	269,163	0	0	0	0	0	
05-11	391,584	0	0	0	0	0	
12-15	162,530	132,295	81.4	117,592	72.3	166	
15-19	256,743	210,848	82.1	189,610	73.8	452	
20-24	277,328	223,787	80.7	197,230	71.1	821	
25-29	314,508	244,558	77.8	217,190	69.1	1,286	
30-34	356,228	283,173	79.5	256,359	72	2,034	
35-39	359,302	298,306	83	274,187	76.3	3,344	
40-44	319,889	273,094	85.4	255,634	79.9	16,252	
45-49	288,547	248,869	86.2	234,450	81.2	17,598	
50-54	266,491	235,440	88.3	223,053	83.7	16,876	
55-59	284,260	248,356	87.4	235,440	82.8	24,412	
60-64	264,339	242,790	91.8	233,304	88.3	39,335	
65-69	210,073	199,459	95	195,014	92.8	9,441	
70-74	157,657	151,350	96	150,671	95.6	11,589	
75-79	102,977	96,909	94.1	95,796	93	52,519	
80-84	68,566	63,880	93.2	63,061	92	36,265	
85-89	44,034	40,651	92.3	40,062	91	24,534	
90+	27,669	25,787	93.2	25,369	91.7	17,512	
Unknown	NA	63,711	NA	32,885	NA	8	
12+	3,761,140	3,283,263	87.3	3,036,907	80.7	274,434	
ALL	4,421,887	3,283,263	74.2	3,036,907	68.7	274,434	

**Monday Nov 08, 2021**

Age group	Population	% of population			% of population fully vaccinated	3 doses	Total administered
		At least 1 dose	with at least 1 dose	2 doses			
00-04	269,163	0	0	0	0	0	
05-11	391,584	0	0	0	0	0	
12-15	162,530	133,014	81.8	119,387	73.5	162	
15-19	256,743	211,832	82.5	192,119	74.8	487	
20-24	277,328	224,910	81.1	200,146	72.2	1,031	
25-29	314,508	245,817	78.2	220,268	70	1,979	
30-34	356,228	284,509	79.9	259,614	72.9	3,004	
35-39	359,302	299,470	83.3	277,246	77.2	4,397	
40-44	319,889	273,988	85.7	258,041	80.7	17,396	
45-49	288,547	249,568	86.5	236,228	81.9	18,740	
50-54	266,491	235,996	88.6	224,475	84.2	17,968	
55-59	284,260	248,816	87.5	236,680	83.3	25,581	
60-64	264,339	243,184	92	234,230	88.6	40,852	
65-69	210,073	199,688	95.1	195,543	93.1	10,131	
70-74	157,657	151,495	96.1	150,991	95.8	14,115	
75-79	102,977	97,015	94.2	95,957	93.2	56,117	
80-84	68,566	63,934	93.2	63,155	92.1	38,501	
85-89	44,034	40,689	92.4	40,120	91.1	25,762	
90+	27,669	25,805	93.3	25,398	91.8	18,066	
Unknown	NA	63,582	NA	32,549	NA	9	
12+	3,761,140	3,293,312	87.6	3,062,147	81.4	294,298	
ALL	4,421,887	3,293,312	74.5	3,062,147	69.2	294,298	

**Wednesday Nov 24, 2021**

Age group	Population	% of population			% of population fully vaccinated	Additional dose	Total administered
		At least 1 dose	with at least 1 dose	Fully vaccinated			
00-04	269,163	0	0	0	0	0	
05-11	391,584	0	0	0	0	0	
12-15	162,530	135,284	83.2	124,150	76.4	180	
15-19	256,743	215,111	83.8	199,140	77.6	626	
20-24	277,328	228,646	82.5	208,319	75.1	2,239	
25-29	314,508	249,870	79.5	229,417	72.9	5,192	
30-34	356,228	288,706	81	268,931	75.5	6,852	
35-39	359,302	303,271	84.4	285,935	79.6	8,748	
40-44	319,889	276,923	86.6	264,866	82.8	22,130	
45-49	288,547	251,973	87.3	241,521	83.7	23,414	
50-54	266,491	237,917	89.3	228,891	85.9	22,370	
55-59	284,260	250,484	88.1	240,522	84.6	30,197	
60-64	264,339	244,526	92.5	237,135	89.7	45,994	
65-69	210,073	200,555	95.5	197,336	93.9	13,126	
70-74	157,657	152,106	96.5	152,063	96.5	21,893	
75-79	102,977	97,325	94.5	96,510	93.7	63,846	
80-84	68,566	64,089	93.5	63,461	92.5	43,191	
85-89	44,034	40,816	92.7	40,299	91.5	28,406	
90+	27,669	25,867	93.5	25,503	92.2	19,333	
Unknown	NA	66,665	NA	35,790	NA	10	
12+	3,761,140	3,330,134	88.5	3,139,789	83.5	357,747	
ALL	4,421,887	3,330,134	75.3	3,139,789	71	357,747	

**October 25<sup>th</sup>, 2021** <https://www.alberta.ca/stats/covid-19-alberta-statistics.htm#vaccine-outcomes>

- 84.8% of cases (182,989/215,913) since Jan 1, 2021 were unvaccinated or diagnosed within two weeks from the first dose immunization date
- 84.6% of hospitalized cases (8,851/10,465) since Jan 1, 2021 were unvaccinated or diagnosed within two weeks from the first dose immunization date
- 76.4% of COVID-19 deaths (1,142/1,494) since Jan 1, 2021 were unvaccinated or diagnosed within two weeks from the first dose immunization date

**November 24<sup>th</sup>, 2021** <https://www.alberta.ca/stats/covid-19-alberta-statistics.htm#vaccine-outcomes>

- Since Jan 1, 2021, 0.4% of people with one dose (11,598/3,312,946) were diagnosed with COVID-19 14 days after the first immunization date
- Since Jan 1, 2021, 0.8% of people with two doses (26,132/3,133,660) were diagnosed with COVID-19 14 days after the second immunization date
- 78.5% of cases (181,064/230,585) since Jan 1, 2021 were unvaccinated or diagnosed within two weeks from the first dose immunization date
- 78.3% of hospitalized cases (8,968/11,447) since Jan 1, 2021 were unvaccinated or diagnosed within two weeks from the first dose immunization date
- 67.5% of COVID-19 deaths (1,149/1,701) since Jan 1, 2021 were unvaccinated or diagnosed within two weeks from the first dose immunization date

<https://www.alberta.ca/stats/covid-19-alberta-statistics.htm>



<https://www.alberta.ca/stats/covid-19-alberta-statistics.htm>



**Data as of November 24th, 2021**

	Actual Total Reported Deaths	Unvaxxed or 2 weeks	Total since Jan 1 2021	Fully Vaxxed
<b>October 21, 2021</b>				
Cases		182,989	215,913	32,924
Hospital		8,851	10,465	1,614
Deaths	3026	1142	1494	352
<b>November 24, 2021</b>				
Cases		181,064	230,585	49,521
Hospital		8,968	11,447	2,479
Deaths	3232	1,149	1,701	552
Deaths in the Last 33 days	206	7	207	200

Additionally, 267 FULLY vaccinated died in the 120 days up to November 24th, 2021  
300 vaccinated with one or more doses died in the 120 days up to November 24th, 2021

2020 reported COVID Deaths WITH COVID 19	1,046	
2021 reported COVID Deaths WITH COVID 19	2,186	485 (missing on vaccine page)
<b>Total Reported 2020/2021 (Stats Canada and Alberta Health)</b>	<b>3,232</b>	

This is Exhibit "S" referred to in the Affidavit of:

**David Thomas Dickson**

Sworn before me this

26<sup>th</sup> day of November, 2021

**Redacted**

Commissioner for Oaths, Justice of the Peace,

or Notary Public in and for Alberta  
in and for the Province of Alberta

Appointment expires 2026/23