

Table 2. Summary of COVID-19 vaccine doses administered and vaccine coverage by age group

<i>Monday Oct 18, 2021</i>							
Age group	Population	At least 1 dose	% of population with at least 1 dose	2 doses	% of population fully vaccinated	3 doses	Total administered
00-11	660,747	0	0	0	0	0	0
12-18	162,530	129,684	79.8	110,511	68	141	240,336
15-19	256,743	206,964	80.6	178,701	69.6	394	386,059

<i>Tuesday Oct 19, 2021</i>							
Age group	Population	At least 1 dose	% of population with at least 1 dose	2 doses	% of population fully vaccinated	3 doses	Total administered
00-04	269,163	0	0	0	0	0	0
05-11	391,584	0	0	0	0	0	0
12-15	162,530	129,853	79.9	110,978	68.3	143	240,974
15-19	256,743	207,212	80.7	179,407	69.9	396	387,015

Accessed October 21<sup>st</sup>, 2021

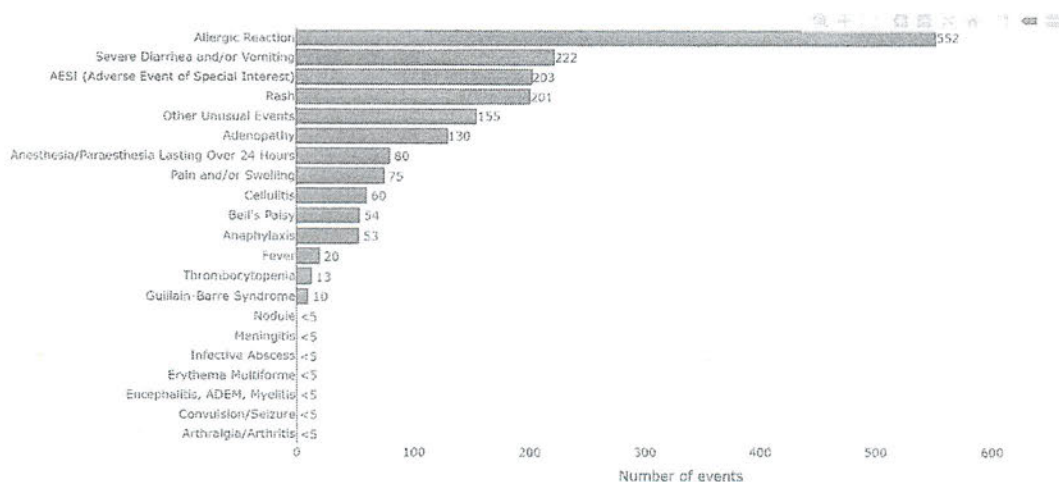


COVID-19 data included in the interactive data application are up-to-date as of end of day October 19, 2021, unless stated otherwise.

- Highlights
- New Cases
- Total Cases
- Characteristics
- Vaccinations**
- Vaccine Outcomes
- Severe Outcomes
- Pre-existing Conditions
- Healthcare Capacity
- Geospatial
- Laboratory Testing
- Variants of Concern
- Data Export
- Data Notes

Vaccination data are up-to-date as of end of day October 19, 2021

- 6,389,130 doses of COVID-19 vaccine have been administered in Alberta
- 86.2 percent of 12+ population has received at least one dose (73.4% total population)
- 77.9 percent of 12+ population fully vaccinated (66.2% total population)
- 1,781 adverse events following immunization (AEFI) have been reported to Alberta Health. This represents 1,747 people, and 1,847 symptoms.
  - 1,126 related to Pfizer
  - 454 related to Moderna
  - 201 related to AstraZeneca
- There have been 4,559 vaccine refusals and 2,578 contraindications to receiving the vaccine



Number of adverse events following immunization (AEFI) by condition reported in Alberta

Table 2. Summary of COVID-19 vaccine doses administered and vaccine coverage by age group

Age group	Population	At least 1 dose	% of population with at least		% of population fully vaccinated	3 doses	Total administered
			1 dose	2 doses			
00-04	269,163	0	0.0	0	0.0	0	0
05-11	391,584	0	0.0	0	0.0	0	0
12-14	162,530	129,853	79.9	110,978	68.3	143	240,974
15-19	256,743	207,212	80.7	179,407	69.9	396	387,015
20-24	277,328	219,389	79.1	184,897	66.7	704	404,990
25-29	314,508	239,514	76.2	204,342	65.0	1,062	444,918
30-34	356,228	278,038	78.0	242,427	68.0	1,730	522,195
35-39	359,302	293,599	81.7	260,994	72.6	2,960	557,553
40-44	319,889	269,306	84.2	245,019	76.6	14,834	529,159
45-49	288,547	245,916	85.2	226,396	78.5	16,155	488,467
50-54	266,491	232,971	87.4	216,719	81.3	15,457	465,147
55-59	284,260	246,301	86.7	229,777	80.8	22,370	498,448
60-64	264,339	241,147	91.2	229,073	86.7	35,832	506,052
65-69	210,073	198,434	94.5	192,483	91.6	7,814	398,731
70-74	157,657	150,728	95.6	149,177	94.6	9,124	309,029
75-79	102,977	96,552	93.8	95,000	92.2	32,308	223,860
80-84	68,566	63,683	92.9	62,610	91.3	23,405	149,698
85-89	44,034	40,546	92.1	39,819	90.4	17,619	97,984
90+	27,669	25,719	93.0	25,243	91.2	14,660	65,622
12+	3,761,140	3,243,763	86.2	2,928,786	77.9	216,581	6,389,130
ALL	4,421,887	3,243,763	73.4	2,928,786	66.2	216,581	6,389,130

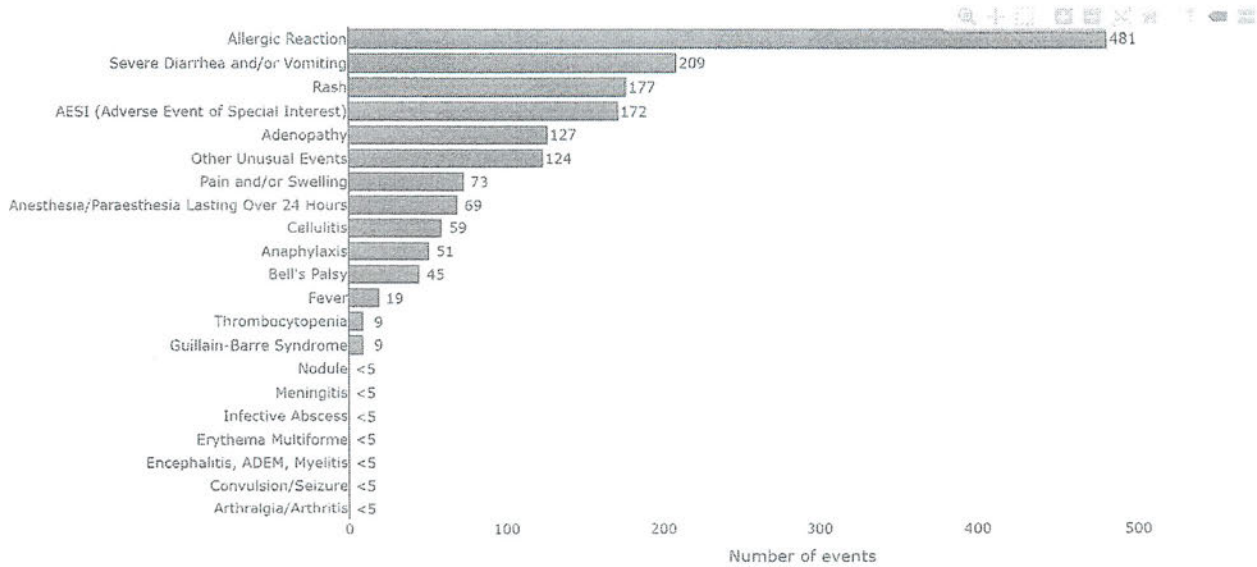


Data included in the interactive data application are up-to-date as of end of day September 26, 2021, unless stated otherwise.

- Highlights
- New Cases
- Total Cases
- Characteristics
- Vaccinations
- Vaccine Outcomes
- Severe Outcomes
- Pre-existing Conditions
- Healthcare Capacity
- Geospatial
- Laboratory Testing
- Variants of Concern
- Data Export
- Data Notes

Vaccination data are up-to-date as of end of day September 26, 2021

- **6,013,277** doses of COVID-19 vaccine have been administered in Alberta
- **83** percent of 12+ population has received at least one dose (**70.6%** total population)
- **73.8** percent of 12+ population fully vaccinated (**62.8%** total population)
  
- **1,578** adverse events following immunization (AEFI) have been reported to Alberta Health. This represents **1,553** people, and **1,641** symptoms.
  - **979** related to Pfizer
  - **405** related to Moderna
  - **194** related to AstraZeneca
- There have been **4,329** vaccine refusals and **1,824** contraindications to receiving the vaccine



Number of adverse events following immunization (AEFI) by condition reported in Alberta

Table 2. Summary of COVID-19 vaccine doses administered and vaccine coverage by age group

Age group	Population	At least 1 dose	% of population with at least 1 dose		% of population fully vaccinated	3 doses	Total administered
00-11	660,747	0	0.0	0	0.0	0	0
12-14	162,530	122,074	75.1	102,851	63.3	75	225,000
15-19	256,743	196,180	76.4	166,671	64.9	241	363,092
20-24	277,328	207,000	74.6	169,148	61.0	399	376,547
25-29	314,508	225,540	71.7	187,366	59.6	629	413,535
30-34	356,228	262,951	73.8	224,066	62.9	1,001	488,018
35-39	359,302	279,549	77.8	243,614	67.8	1,902	525,065
40-44	319,889	258,187	80.7	230,539	72.1	10,199	498,925
45-49	288,547	237,379	82.3	214,824	74.5	11,254	463,457
50-54	266,491	225,913	84.8	207,206	77.8	10,691	443,810
55-59	284,260	240,039	84.4	221,628	78.0	15,939	477,606
60-64	264,339	236,428	89.4	222,709	84.2	25,266	484,403
65-69	210,073	195,640	93.1	188,464	89.7	4,624	388,728
70-74	157,657	149,025	94.5	146,790	93.1	4,930	300,745
75-79	102,977	95,637	92.9	93,838	91.1	5,228	194,703
80-84	68,566	63,146	92.1	61,988	90.4	6,082	131,216
85-89	44,034	40,248	91.4	39,473	89.6	7,424	87,145
90+	27,669	25,516	92.2	25,043	90.5	8,868	59,427
Unknown	NA	60,446	NA	31,404	NA	5	91,855
12+	3,761,140	3,120,898	83.0	2,777,622	73.8	114,757	6,013,277
ALL	4,421,887	3,120,898	70.6	2,777,622	62.8	114,757	6,013,277

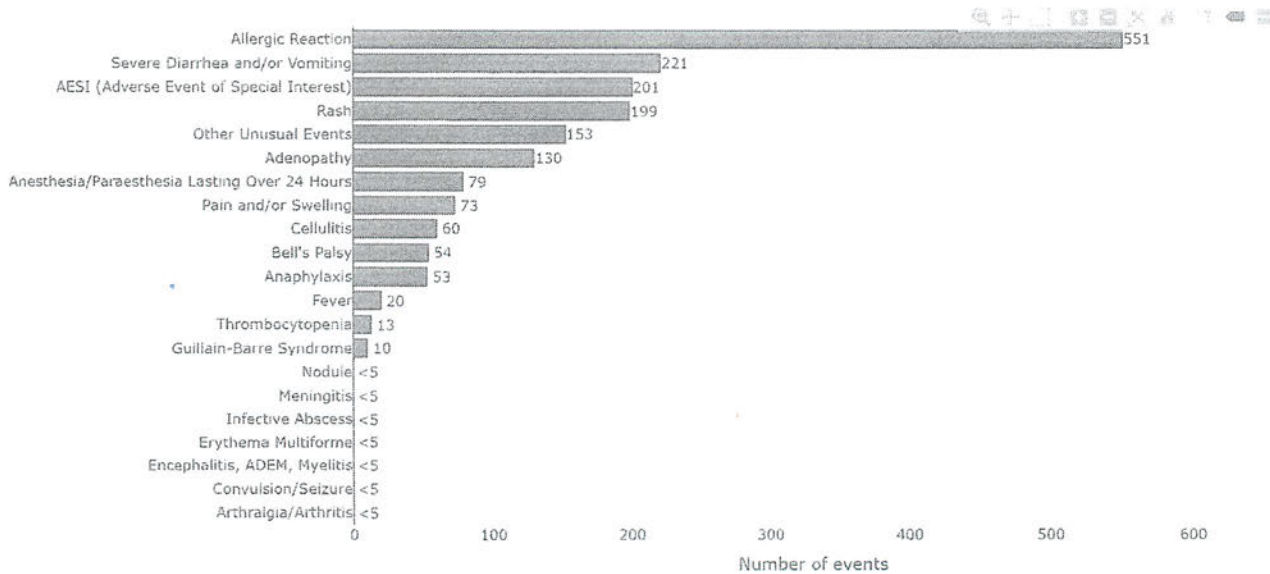


COVID-19 data included in the interactive data application are up-to-date as of end of day October 18, 2021, unless stated otherwise.

- Highlights
- New Cases
- Total Cases
- Characteristics
- Vaccinations
- Vaccine Outcomes
- Severe Outcomes
- Pre-existing Conditions
- Healthcare Capacity
- Geospatial
- Laboratory Testing
- Variants of Concern
- Data Export
- Data Notes

Vaccination data are up-to-date as of end of day October 18, 2021

- **6,368,880** doses of COVID-19 vaccine have been administered in Alberta
- **86.1** percent of 12+ population has received at least one dose (**73.2%** total population)
- **77.6** percent of 12+ population fully vaccinated (**66%** total population)
  
- **1,770** adverse events following immunization (AEFI) have been reported to Alberta Health. This represents **1,737** people, and **1,836** symptoms.
  - **1,119** related to Pfizer
  - **450** related to Moderna
  - **201** related to AstraZeneca
- There have been **4,556** vaccine refusals and **2,555** contraindications to receiving the vaccine



Number of adverse events following immunization (AEFI) by condition reported in Alberta

Table 2. Summary of COVID-19 vaccine doses administered and vaccine coverage by age group

Age group	Population	At least 1 dose	% of population with at least 1 dose		2 doses	% of population fully vaccinated	3 doses	Total administered
00-11	660,747	0	0.0	0	0	0.0	0	0
12-14	162,530	129,684	79.8	110,511	68.0	141	240,336	
15-19	256,743	206,964	80.6	178,701	69.6	394	386,059	
20-24	277,328	219,096	79.0	184,035	66.4	694	403,825	
25-29	314,508	239,101	76.0	203,446	64.7	1,051	443,598	
30-34	356,228	277,617	77.9	241,456	67.8	1,706	520,779	
35-39	359,302	293,194	81.6	260,094	72.4	2,935	556,223	
40-44	319,889	269,007	84.1	244,291	76.4	14,728	528,026	
45-49	288,547	245,727	85.2	225,820	78.3	16,031	487,578	
50-54	266,491	232,791	87.3	216,249	81.2	15,344	464,384	
55-59	284,260	246,124	86.6	229,412	80.7	22,190	497,726	
60-64	264,339	241,018	91.2	228,778	86.5	35,485	505,281	
65-69	210,073	198,339	94.4	192,294	91.5	7,653	398,286	
70-74	157,657	150,675	95.6	149,065	94.5	8,908	308,648	
75-79	102,977	96,528	93.7	94,924	92.2	30,229	221,681	
80-84	68,566	63,659	92.8	62,576	91.3	22,096	148,331	
85-89	44,034	40,533	92.0	39,802	90.4	16,970	97,305	
90+	27,669	25,715	92.9	25,236	91.2	14,413	65,364	
Unknown	NA	62,724	NA	32,718	NA	8	95,450	
12+	3,761,140	3,238,496	86.1	2,919,408	77.6	210,976	6,368,880	
ALL	4,421,887	3,238,496	73.2	2,919,408	66.0	210,976	6,368,880	

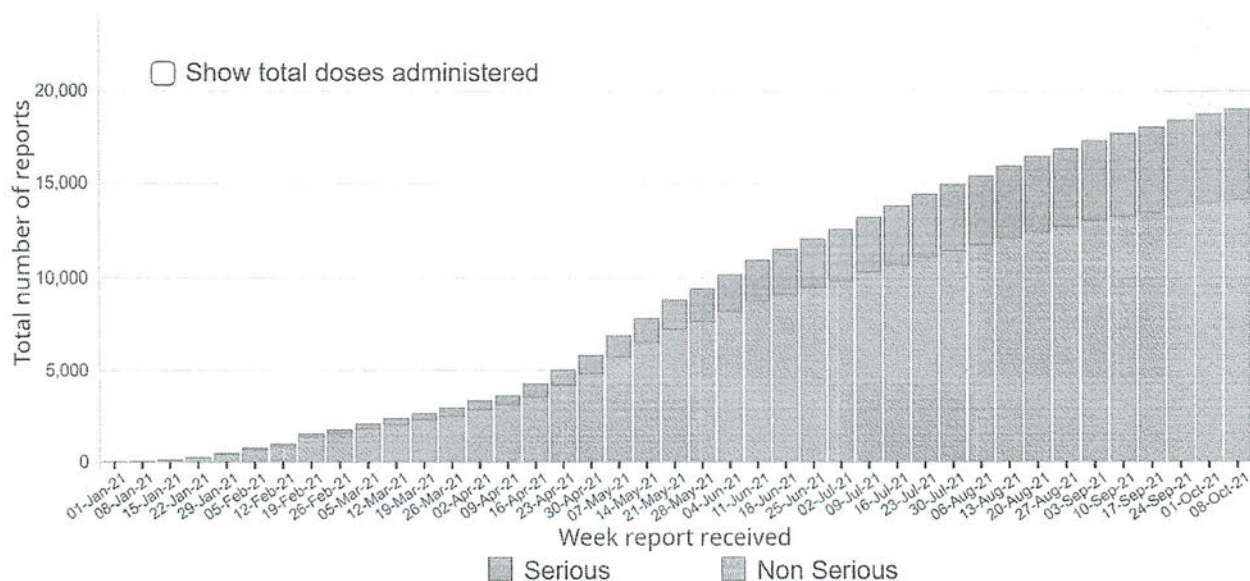
### Summary of adverse event following immunization reports

The information on this page reflects detailed case information data from the Public Health Agency of Canada's Canadian Adverse Events Following Immunization Surveillance System (CAEFISS) and Health Canada's Canada Vigilance program. Doses administered used for rate calculations have been adjusted to account for the delay between vaccination and reporting. The data on this page may undergo changes as more information about cases becomes available.

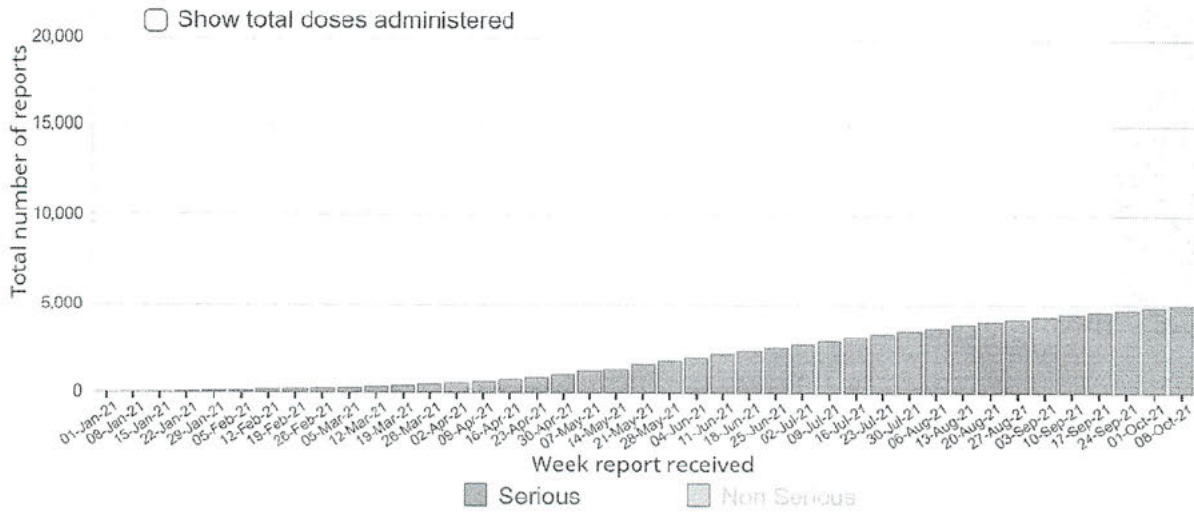
There have been a total of **19,014** reports (**33.9 reports per 100,000 doses administered**) up to and including **October 8, 2021**. Of the **19,014** reports, **4,927** were considered serious (**8.8 reports per 100,000 doses administered**). Overall, the rate of serious reports has remained low. The cumulative and weekly number of reports, as well as the weekly report rate, are shown in Figure 1.

Figure 1. Cumulative number of COVID-19 vaccine adverse event reports and total doses administered per week up to and including October 8, 2021 (n=19,014)

**Note:** Although the cumulative number of adverse event reports continues to increase over time, so does the number of doses administered. Up to and including October 8, adverse event reports represented 0.034% of all doses administered.







Children

This is Exhibit "Q" referred to in the Affidavit of:

David Thomas Dickson

Sworn before me this

21th day of October, 2021

**Redacted**

Commissioner for Oaths, Justice of the Peace,

or Notary Public in and for Alberta

A Commissioner for Oaths  
in and for the Province of Alberta

Appointment expires 2022/07/22