

Figure 18: Intensive Care Unit (ICU) bed capacity. Data included may only be available at a lagged interval. As a result, the number of COVID occupied ICU beds on a particular day may not match the number reported elsewhere on the dashboard.

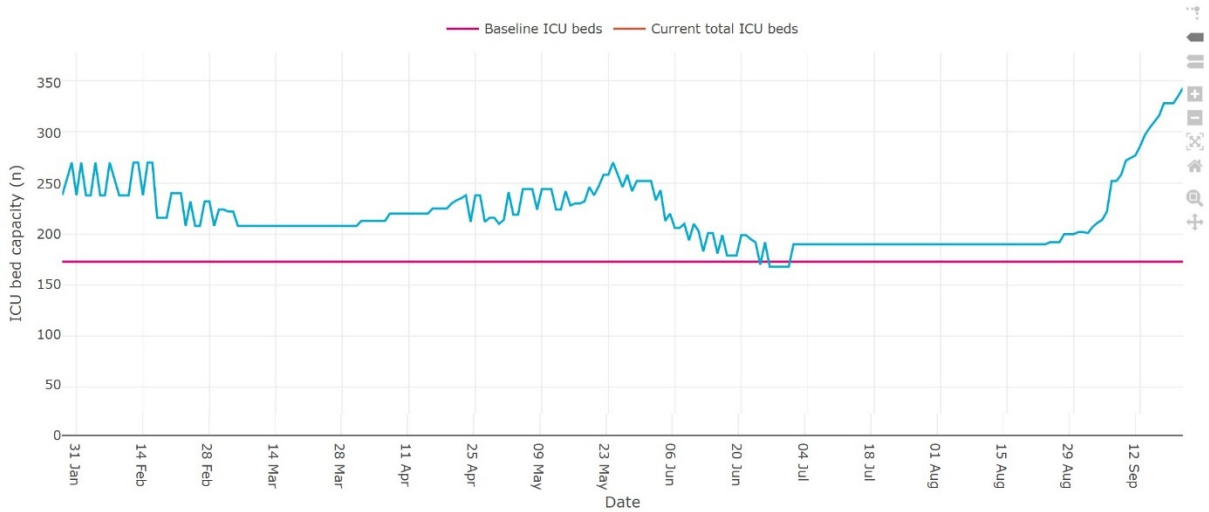


Figure 19: Total ICU bed capacity over time. Data included may only be available at a lagged interval. As a result, the number of COVID occupied ICU beds on a particular day may not match the number reported elsewhere on the dashboard.

Figure 18: Intensive Care Unit (ICU) bed capacity. Data included may only be available at a lagged interval. As a result, the number of COVID occupied ICU beds on a particular day may not match the number reported elsewhere on the dashboard.

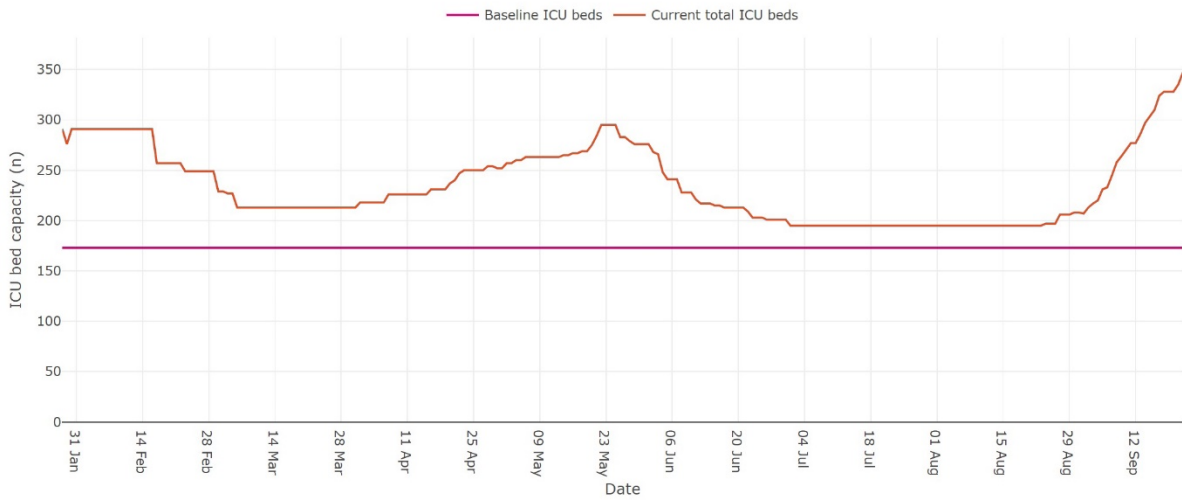


Figure 19: Total ICU bed capacity over time. Data included may only be available at a lagged interval. As a result, the number of COVID occupied ICU beds on a particular day may not match the number reported elsewhere on the dashboard.

Figure 18: Intensive Care Unit (ICU) bed capacity. Data included may only be available at a lagged interval. As a result, the number of COVID occupied ICU beds on a particular day may not match the number reported elsewhere on the dashboard.

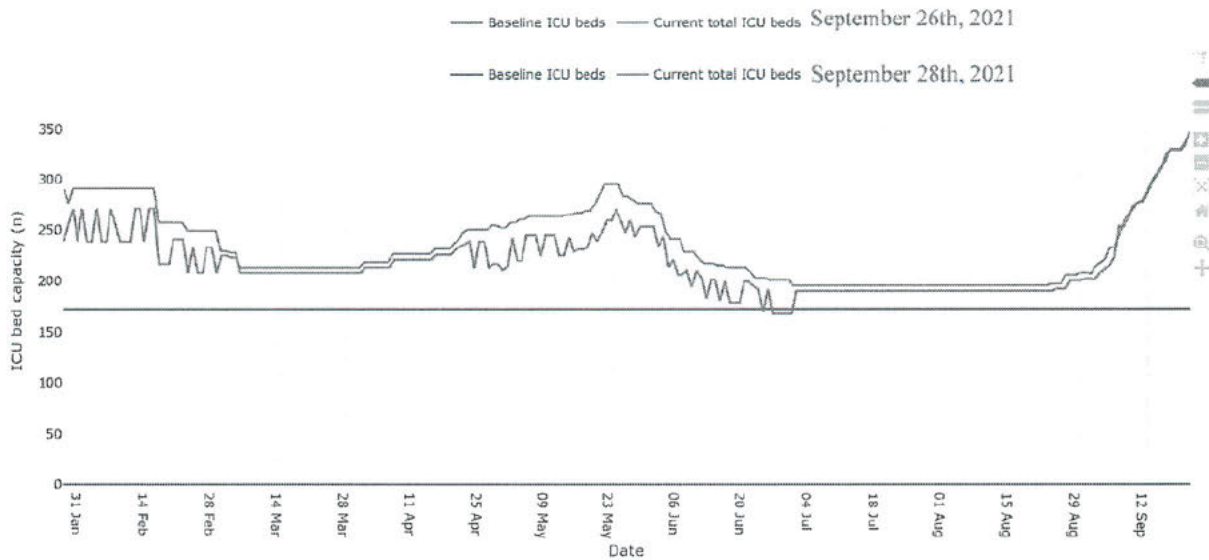


Figure 19: Total ICU bed capacity over time. Data included may only be available at a lagged interval. As a result, the number of COVID occupied ICU beds on a particular day may not match the number reported elsewhere on the dashboard.

Figure 1: Overlay of dramatic change in ICU bed stats after MLA calls out apparent bed reporting manipulation.

This is Exhibit "I" referred to in the Affidavit of:

**David Thomas Dickson**

Sworn before me this

18th day of October, 2021

**Redacted**

Commissioner for Oaths, Justice of the Peace,

or Notary Public in and for Alberta

**Redacted** for the Province of Alberta  
 Commission expires 22/10/22

Print Name and Expiry Date