

**INCONVENIENT ‘FACTS’ – A View to a Kill - 2**  
On June 29<sup>th</sup>, 2021, Alberta Health stated that **“87.4% of COVID-19 deaths (673/770) since Jan 1, 2021 were unvaccinated or diagnosed within two weeks from the first dose immunization date”**

**THIS WAS A LIE – THAT PREVENTED INFORMED CONSENT**  
**(based on the data published on that website then and now)**

Alberta Health Minister wrote to me on April 19<sup>th</sup>, 2023. His response exposed more lies.  
Alberta COVID deaths reported on the Alberta Health website on June 29<sup>th</sup>, 2021.

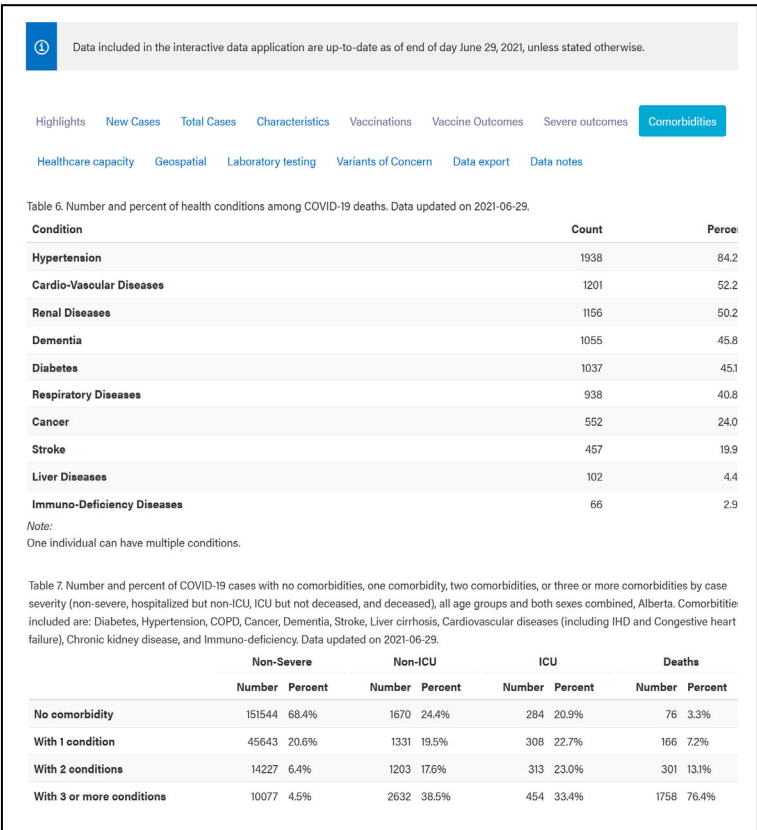
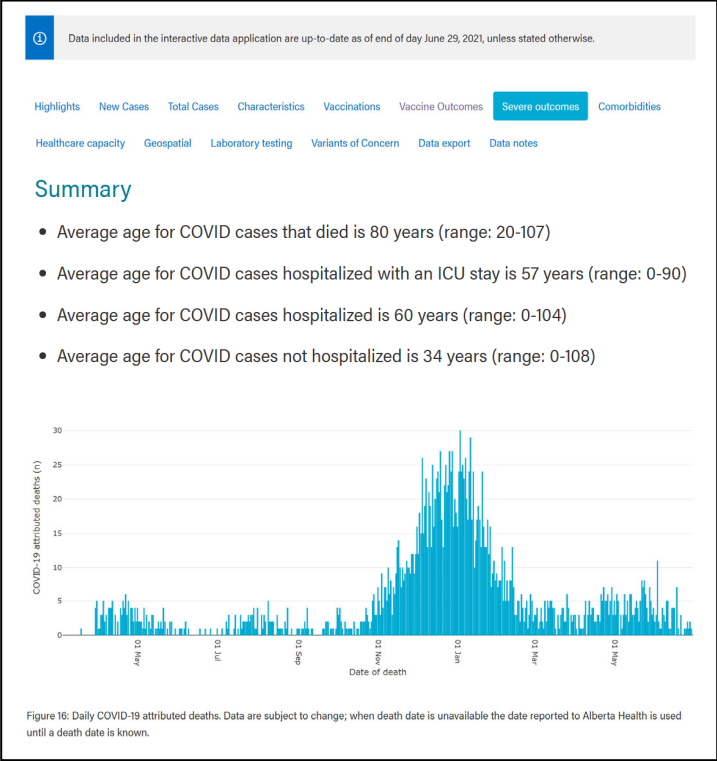
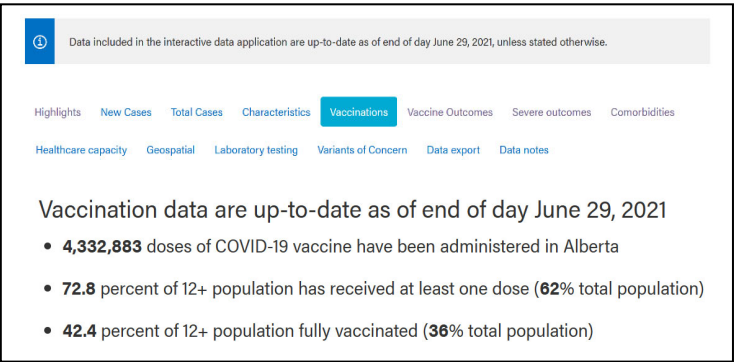
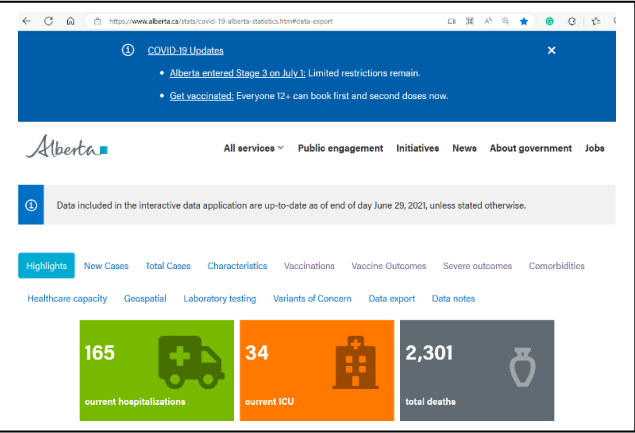
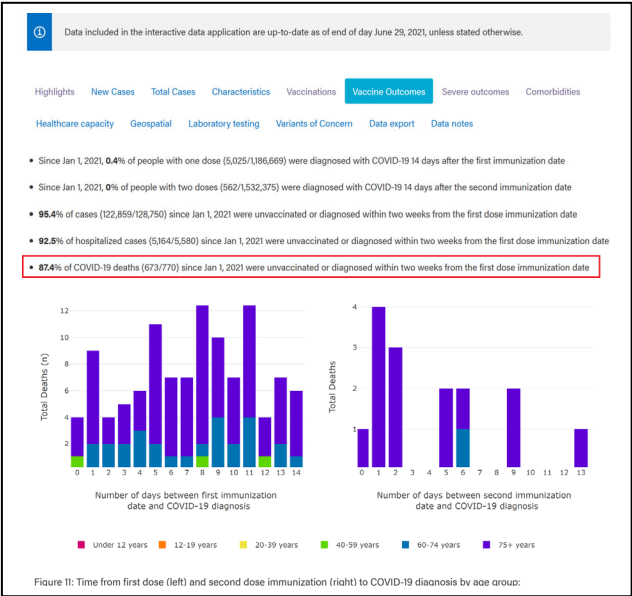
- Total deaths reported = **2,301**
- Total deaths reported in 2020 = **1,212** as per **Severe outcomes**, not 1,531 as per **Vaccine Outcomes**.
- Total deaths reported in 2021 = **1,089** not 770 as per **Vaccine Outcomes**.
- Total deaths reported “diagnosed within two weeks from the first dose immunization date” = **118** as per **Vaccine Outcomes** (over 10% of the 2021 reported COVID deaths)

Unvaccinated AND “diagnosed within two weeks from the first dose immunization date” = **61.8% NOT 87.4%**  
Worse still, deaths of unvaccinated = **51%** yet they made up **58%-64%** of the population.

**36% of the population of Alberta was fully vaccinated and they made up 49% of the total deaths.**  
It was clear at the time that the vaccination wasn’t preventing any deaths and may have been contributing to them.

*That excludes the published ‘facts’ that 96.7% of people who died had 1 or more CO-MORBIDITIES and 76.7% had THREE OR MORE).*  
*This excludes the fact that AGE and OBESITY (the primary CO-MORBIDITIES for Influenza Like Illnesses) ARE NOT listed as CO-MORBIDITIES in Alberta.*  
*This excludes the fact that the oldest reported deaths in Alberta at the time were 105 and 107 years old.*

**THE TRUTH WOULD NOT HAVE PUSHED VACCINES THOUGH - THE GOVERNMENT LIED AND PEOPLE DIED.**



**As of June 29<sup>th</sup>, 2021 – COVID LIES THAT PREVENT INFORMED CONSENT**

Reported COVID Deaths 2020 = **1,212**

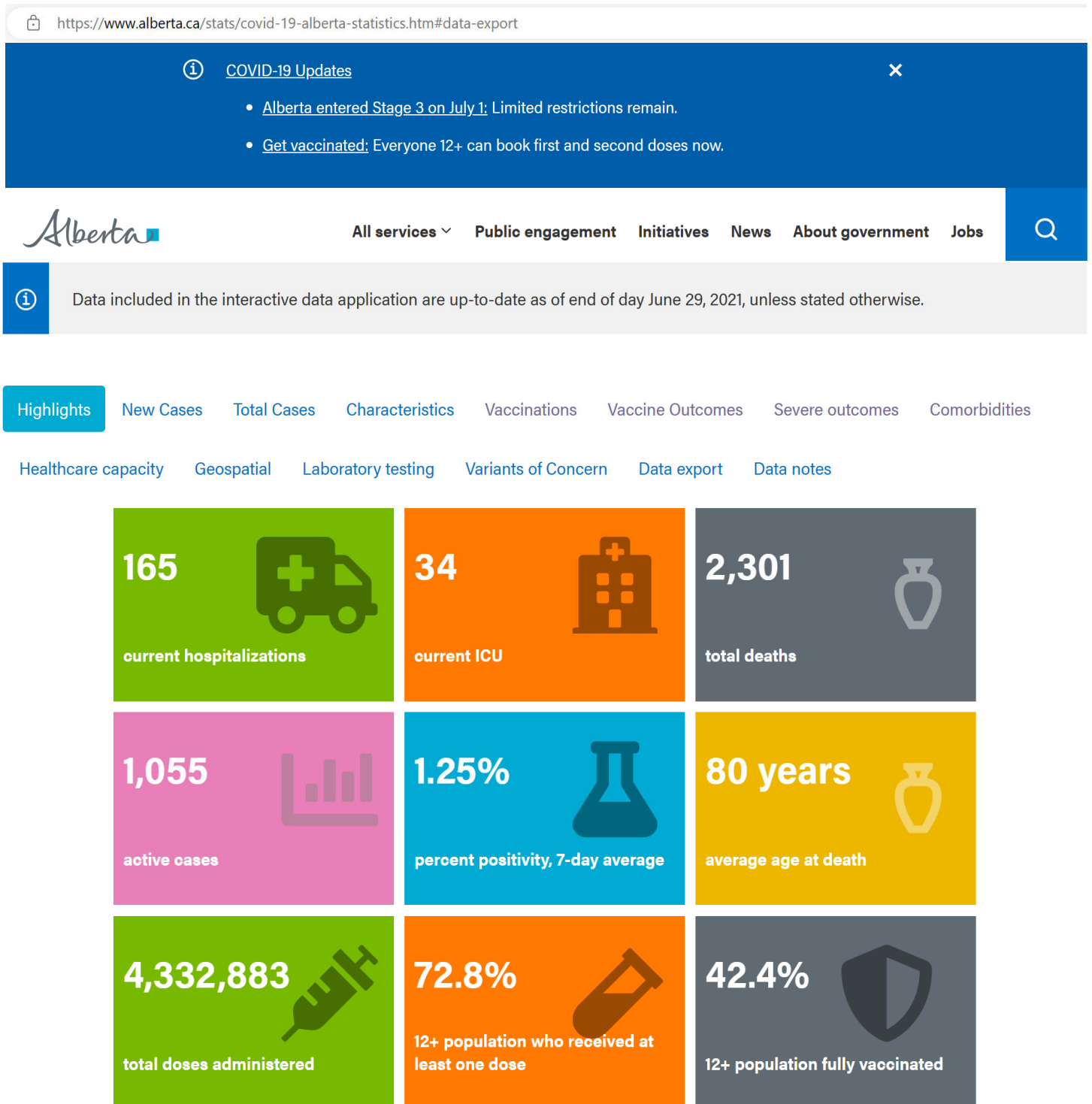
Reported COVID Deaths June 29<sup>th</sup>, 2021 = **2,301**

Reported COVID Deaths 2021 = **1,089** (NOT 770 as reported on the [Vaccine Outcomes](#) tab)

Reported COVID Deaths (<two weeks after first vaccination) = **118** (over 10% of the 2021 reported COVID deaths)

% of Alberta Population Vaccinated by June 29<sup>th</sup>, 2021 = **36%**

% of 2021 COVID deaths that were FULLY Vaccinated = **49%**



**As of June 29<sup>th</sup>, 2021 – COVID LIES THAT PREVENT INFORMED CONSENT**

Reported COVID Deaths 2020 = **1,212**

Reported COVID Deaths June 29<sup>th</sup>, 2021 = **2,301**

Reported COVID Deaths 2021 = **1,089** (NOT 770 as reported on the [Vaccine Outcomes](#) tab)

Reported COVID Deaths (<two weeks after first vaccination) = **118** (over 10% of the 2021 reported COVID deaths)



% of Alberta Population Vaccinated by June 29<sup>th</sup>, 2021 = **36%**


% of 2021 COVID deaths that were FULLY Vaccinated = **49%**

<https://www.alberta.ca/stats/covid-19-alberta-statistics.htm#data-export>

**COVID-19 Updates**

- [Alberta entered Stage 3 on July 1](#): Limited restrictions remain.
- [Get vaccinated](#): Everyone 12+ can book first and second doses now.

 All services ▾ Public engagement Initiatives News About government Jobs 

 Data included in the interactive data application are up-to-date as of end of day June 29, 2021, unless stated otherwise.

Highlights   New Cases   Total Cases   Characteristics   **Vaccinations**   Vaccine Outcomes   Severe outcomes   Comorbidities

Healthcare capacity   Geospatial   Laboratory testing   Variants of Concern   Data export   Data notes

## Vaccination data are up-to-date as of end of day June 29, 2021

- **4,332,883** doses of COVID-19 vaccine have been administered in Alberta
- **72.8** percent of 12+ population has received at least one dose (**62%** total population)
- **42.4** percent of 12+ population fully vaccinated (**36%** total population)

## **INCONVENIENT 'FACTS' – A View to a Kill – 2**

### **As of June 29<sup>th</sup>, 2021 – COVID LIES THAT PREVENT INFORMED CONSENT**

Reported COVID Deaths 2020 = **1,212**

Reported COVID Deaths June 29<sup>th</sup>, 2021 = **2,301**

Reported COVID Deaths 2021 = **1,089** (NOT 770 as reported on the [Vaccine Outcomes](#) tab)

Reported COVID Deaths (<two weeks after first vaccination) = **118** (over 10% of the 2021 reported COVID deaths)

% of Alberta Population Vaccinated by June 29<sup>th</sup>, 2021 = **36%**

% of 2021 COVID deaths that were FULLY Vaccinated = **49%**



Figure 11: Time from first dose (left) and second dose immunization (right) to COVID-19 diagnosis by age group:

## **INCONVENIENT 'FACTS' – A View to a Kill – 2**

### **As of June 29<sup>th</sup>, 2021 – COVID LIES THAT PREVENT INFORMED CONSENT**

Reported COVID Deaths 2020 = **1,212**

Reported COVID Deaths June 29<sup>th</sup>, 2021 = **2,301**

Reported COVID Deaths 2021 = **1,089** (NOT 770 as reported on the [Vaccine Outcomes](#) tab)

Reported COVID Deaths (<two weeks after first vaccination) = **118** (over 10% of the 2021 reported COVID deaths)

% of Alberta Population Vaccinated by June 29<sup>th</sup>, 2021 = **36%**

% of 2021 COVID deaths that were FULLY Vaccinated = **49%**

<https://www.alberta.ca/stats/covid-19-alberta-statistics.htm#data-export>

**COVID-19 Updates**

- [Alberta entered Stage 3 on July 1](#): Limited restrictions remain.
- [Get vaccinated](#): Everyone 12+ can book first and second doses now.

**Alberta** All services ▾ Public engagement Initiatives News About government Jobs

Data included in the interactive data application are up-to-date as of end of day June 29, 2021, unless stated otherwise.

Highlights New Cases Total Cases Characteristics Vaccinations Vaccine Outcomes **Severe outcomes** Comorbidities

Healthcare capacity Geospatial Laboratory testing Variants of Concern Data export Data notes

### Summary

- Average age for COVID cases that died is 80 years (range: 20-107)
- Average age for COVID cases hospitalized with an ICU stay is 57 years (range: 0-90)
- Average age for COVID cases hospitalized is 60 years (range: 0-104)
- Average age for COVID cases not hospitalized is 34 years (range: 0-108)

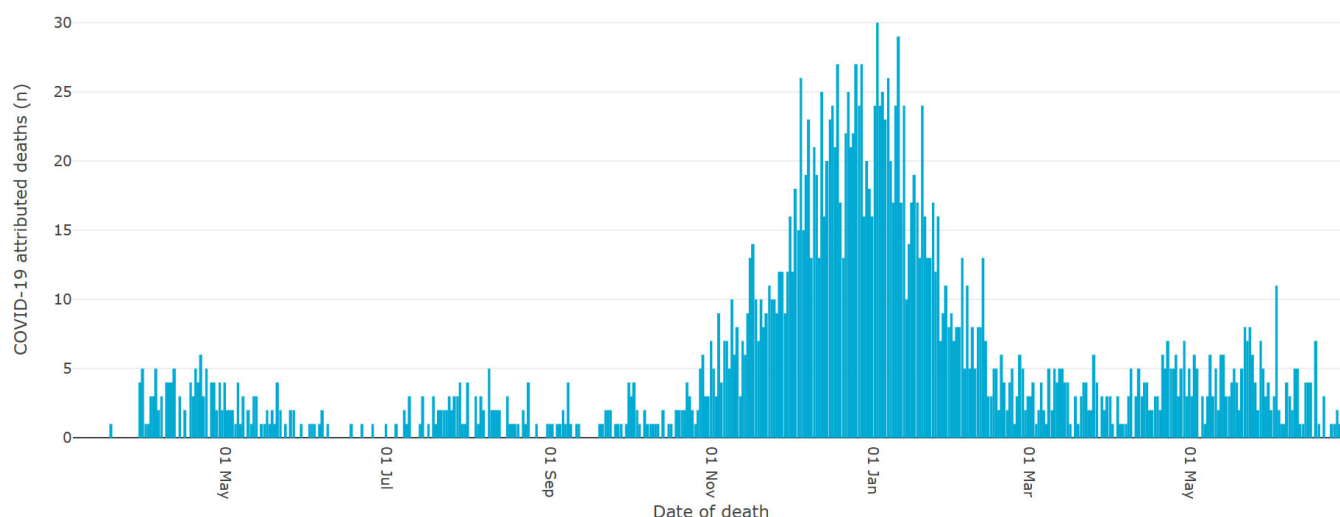


Figure 16: Daily COVID-19 attributed deaths. Data are subject to change; when death date is unavailable the date reported to Alberta Health is used until a death date is known.



## **INCONVENIENT 'FACTS' – A View to a Kill – 2**

### **As of June 29<sup>th</sup>, 2021 – COVID LIES THAT PREVENT INFORMED CONSENT**

Reported COVID Deaths 2020 = **1,212**

Reported COVID Deaths June 29<sup>th</sup>, 2021 = **2,301**

Reported COVID Deaths 2021 = **1,089** (NOT 770 as reported on the [Vaccine Outcomes](#) tab)

Reported COVID Deaths (<two weeks after first vaccination) = **118** (over 10% of the 2021 reported COVID deaths)

% of Alberta Population Vaccinated by June 29<sup>th</sup>, 2021 = **36%**

% of 2021 COVID deaths that were FULLY Vaccinated = **49%**

<https://www.alberta.ca/stats/covid-19-alberta-statistics.htm#data-export>

COVID-19 Updates 

- Alberta entered Stage 3 on July 1: Limited restrictions remain.
- Get vaccinated: Everyone 12+ can book first and second doses now.

All services ▾ Public engagement Initiatives News About government Jobs

Data included in the interactive data application are up-to-date as of end of day June 29, 2021, unless stated otherwise.

[Highlights](#)
[New Cases](#)
[Total Cases](#)
[Characteristics](#)
[Vaccinations](#)
[Vaccine Outcomes](#)
[Severe outcomes](#)
[Comorbidities](#)

[Healthcare capacity](#)
[Geospatial](#)
[Laboratory testing](#)
[Variants of Concern](#)
[Data export](#)
[Data notes](#)

Table 6. Number and percent of health conditions among COVID-19 deaths. Data updated on 2021-06-29.

Condition	Count	Percent
Hypertension	1938	84.2%
Cardio-Vascular Diseases	1201	52.2%
Renal Diseases	1156	50.2%
Dementia	1055	45.8%
Diabetes	1037	45.1%
Respiratory Diseases	938	40.8%
Cancer	552	24.0%
Stroke	457	19.9%
Liver Diseases	102	4.4%
Immuno-Deficiency Diseases	66	2.9%

Note:

One individual can have multiple conditions.

Table 7. Number and percent of COVID-19 cases with no comorbidities, one comorbidity, two comorbidities, or three or more comorbidities by case severity (non-severe, hospitalized but non-ICU, ICU but not deceased, and deceased), all age groups and both sexes combined, Alberta. Comorbidities included are: Diabetes, Hypertension, COPD, Cancer, Dementia, Stroke, Liver cirrhosis, Cardiovascular diseases (including IHD and Congestive heart failure), Chronic kidney disease, and Immuno-deficiency. Data updated on 2021-06-29.

	Non-Severe		Non-ICU		ICU		Deaths	
	Number	Percent	Number	Percent	Number	Percent	Number	Percent
No comorbidity	151544	68.4%	1670	24.4%	284	20.9%	76	3.3%
With 1 condition	45643	20.6%	1331	19.5%	308	22.7%	166	7.2%
With 2 conditions	14227	6.4%	1203	17.6%	313	23.0%	301	13.1%
With 3 or more conditions	10077	4.5%	2632	38.5%	454	33.4%	1758	76.4%

**From:** Health Minister <Health.Minister@gov.ab.ca>  
**Sent:** Wednesday, April 19, 2023 3:31 PM  
**To:** David Dickson <david.dickson@dksdata.com>  
**Cc:** DraytonValley.Devon@assembly.ab.ca  
**Subject:** COVID-19 Data and Masking

AR 209982

Dear David Dickson:

Mark Smith, MLA, Drayton Valley-Devon, forwarded your correspondence regarding COVID-19 data and masking practices in the province. As Minister of Health, I appreciate the opportunity to respond on behalf of the Government of Alberta.

Regarding your query about COVID-19 data, cases are listed based on the date that laboratory results are reported to Alberta Health. On the COVID-19 Alberta Statistics dashboard, Figure 8 (under the "Severe Outcomes" tab) displays information about the number of deaths based on the date of death reported to Alberta Health. As noted in the data notes, numbers may fluctuate as case information is updated.

With respect to masking practices in the province, all remaining Alberta Chief Medical Officer of Health COVID-19 orders were lifted on June 30, 2022. Alberta Health Services (AHS) has maintained its own masking policies in AHS-operated and contracted facilities. AHS continues to review and evaluate these policies in an effort to balance the safety and preferences of patients, staff, and visitors. For more information, please refer to the AHS Use of Masks During COVID-19 Directive.

Thank you again for writing.

Sincerely,

Jason Copping

Minister of Health

cc: Mark Smith, MLA, Drayton Valley-Devon

#### **What does this reply from the Health Minister mean?**

##### **Deaths**

*The original question related to the data that was reported in the detailed download file that has been produced by Alberta Health since May 2020 (and is still produced).*

*The answer from the Health Minister was to point to another dataset (chart) relating to COVID deaths. This chart first became available on the Alberta website on December 1<sup>st</sup>, 2020. It has almost never matched the reported COVID deaths data on the main highlight page (total deaths) or the daily deaths reported in the download file. With an average reported death of 5 a day, statistically the numbers should have matched by chance up to 20% of the time. Yet, daily, the numbers matched around 11% of the time each year (+/-1%). In the rolling total, the numbers matched a total of 35 times in over 3 years, which is 3% of the time.*

*If this chart, that is both hard to read and almost impossible to monitor, was the true picture of reported COVID related deaths in the Province, then the daily updates in the Media and by the CMOH were a lie. The information AHS provides to its staff is a lie and the report from the Alberta Auditor General on Care Homes for 2020 IS A LIE!*

##### **AHS and Masks.**

*Here the Health Minister sent back a link to the document I sent him (HCS-267). He obviously has not read it (or even took into account the issues I raised with it in my email). And lastly, contrary to the Provincial Health Act and Federal expectations on responsibility for Health Care in Canada, the Health Minister effectively confirmed **AHS controls** Health Care in Alberta. This is a clear dereliction of the duty of care that is the responsibility of the Health Minister and Alberta Health as a whole. This makes a mockery of the whole department and the position of Health Minister. This is also in stark contrast to the actions of Jason Copping's predecessor (Tyler Shandro) who very clearly directed AHS to actively pursue 'High Profile Law Breakers' relating to COVID mandates.*

*As both Tyler Shandro and Jason Copping are lawyers by profession, this is even more disturbing. Add to that the fact that Jason Copping's area of expertise is Human Rights and the dereliction of duty as a Minister and a lawyer is irrefutable.*

*TIME IS UP. They need to DO THEIR JOB!*

*See next page for the expectations of the Minister of Health overseeing Health Care and Alberta Health Services.*